



US00D430152S

United States Patent [19] Raz

[11] **Patent Number:** Des. 430,152
[45] **Date of Patent:** ** Aug. 29, 2000

[54] TELEPHONE HANDSET

[76] Inventor: **Alfred Raz**, 38 Haalmogim St., Rishon
Lezion, Israel, 75439

[**] Term: **14 Years**

[21] Appl. No.: **29/099,296**

[22] Filed: **Jan. 19, 1999**

[51] **LOC (7) Cl.** **14-03**

[52] **U.S. Cl.** **D14/248**

[58] **Field of Search** D14/137, 138,
D14/140, 142, 147, 148, 149-151, 240,
248, 144; 379/419, 428, 440, 433, 434;
455/550, 575

[56] References Cited

U.S. PATENT DOCUMENTS

D. 272,442	1/1984	Trussler	D14/147
D. 299,462	1/1989	Sullivan et al.	D14/147
D. 307,272	4/1990	Desbarats	D14/148
D. 398,306	9/1998	Jemal	D14/144
4,646,344	2/1987	Goldhorn et al.	455/550
5,029,205	7/1991	Archer	379/433

OTHER PUBLICATIONS

Conairphone Big Button Slim Design Telephone, Nov. 1998.

Primary Examiner—Jeffrey Asch

Attorney, Agent, or Firm—Christopher Blank; Lynne Blank

[57] CLAIM

The ornamental design for a telephone handset, as shown and described.

DESCRIPTION

FIG. 1 is a left side view of the telephone handset showing my new design.

FIG. 2 is a top side view of the telephone handset showing my new design.

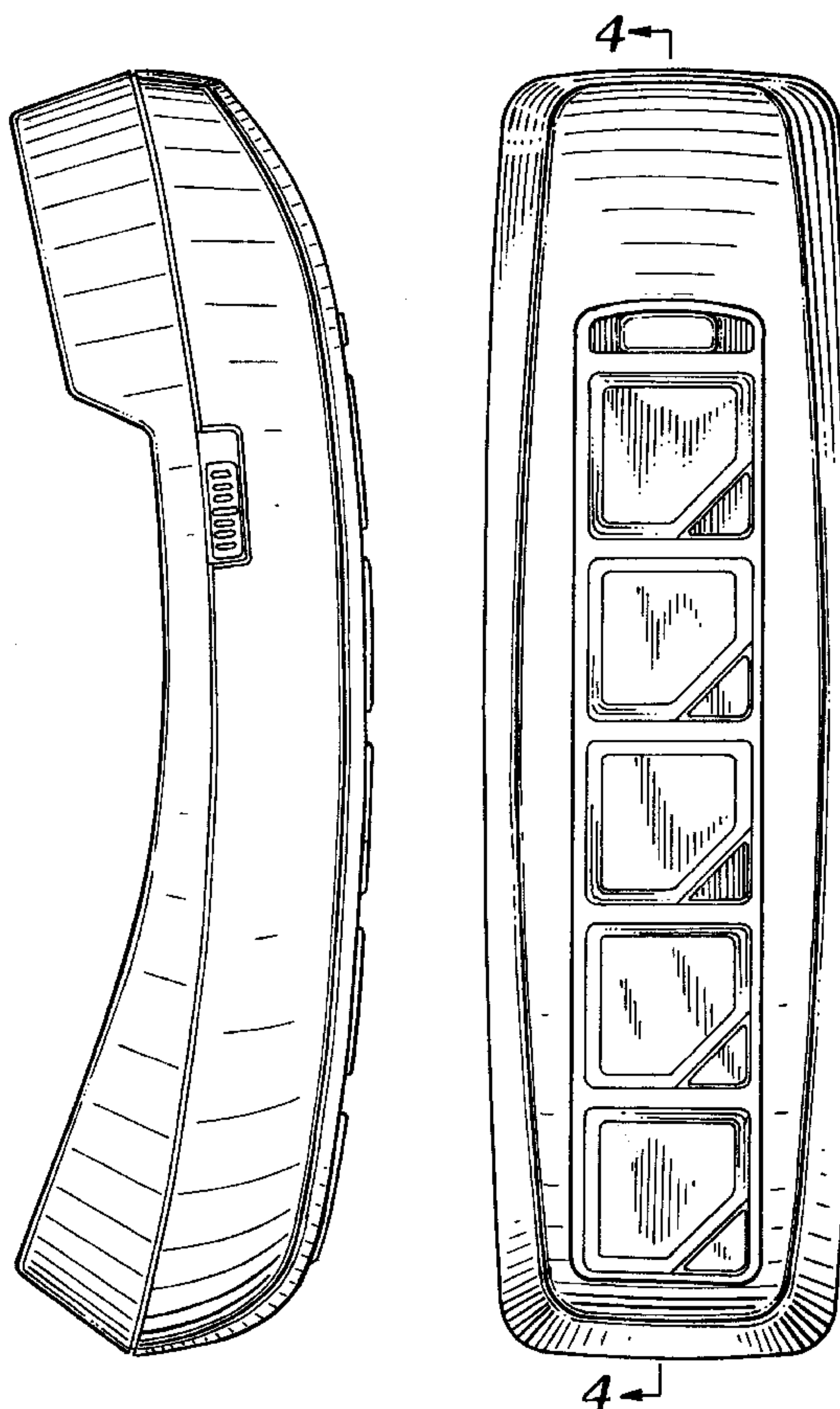
FIG. 3 is a right side elevational view of the telephone handset showing my new design.

FIG. 4 is a right side cross-sectional view of the telephone handset showing my new design, as taken along line 4-4 in FIG. 2; and;

FIG. 5 is a back elevational view thereof.

The broken line showings of FIG. 4 are for illustrative purposes only and form no part of the claimed design. The surface(s) or portion(s) of the article not shown in the drawings or described in the specification form(s) no part of the claimed design.

1 Claim, 3 Drawing Sheets



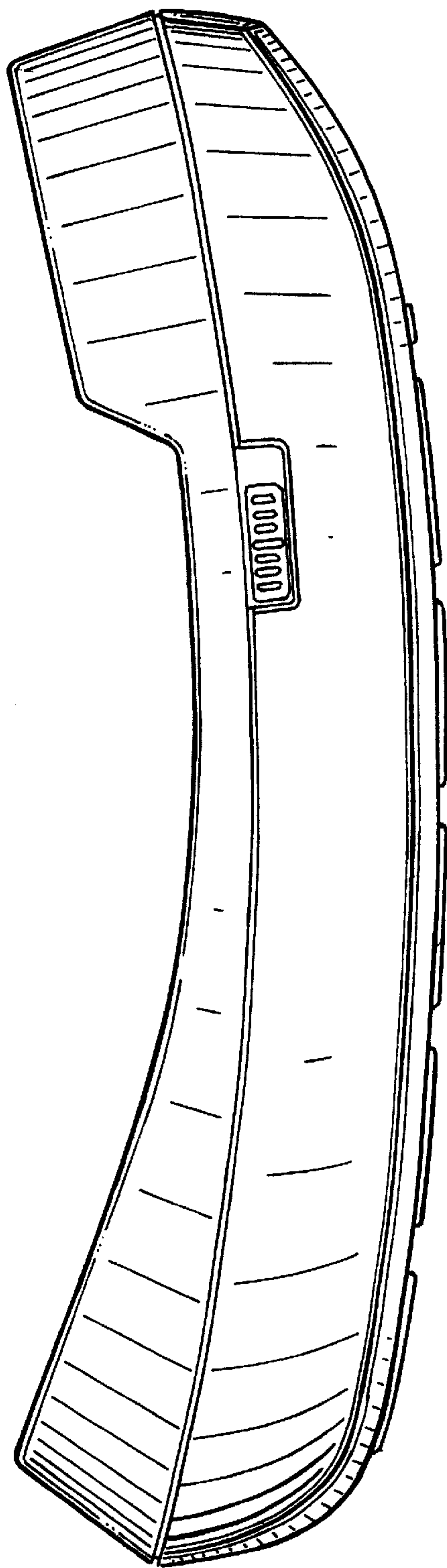


FIG. 1

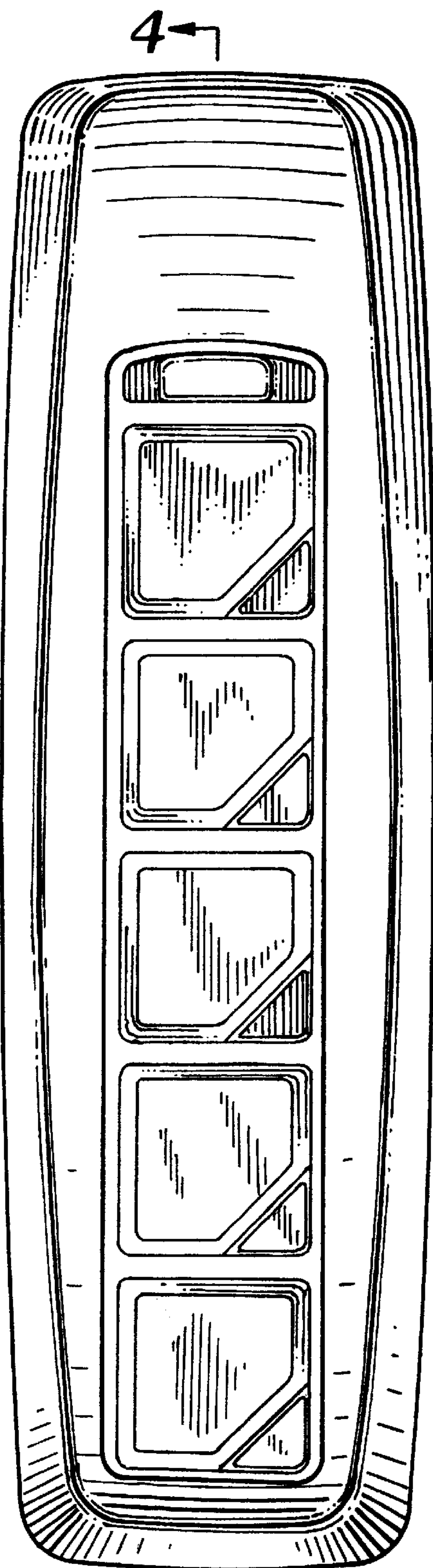


FIG. 2



FIG. 3




FIG. 4

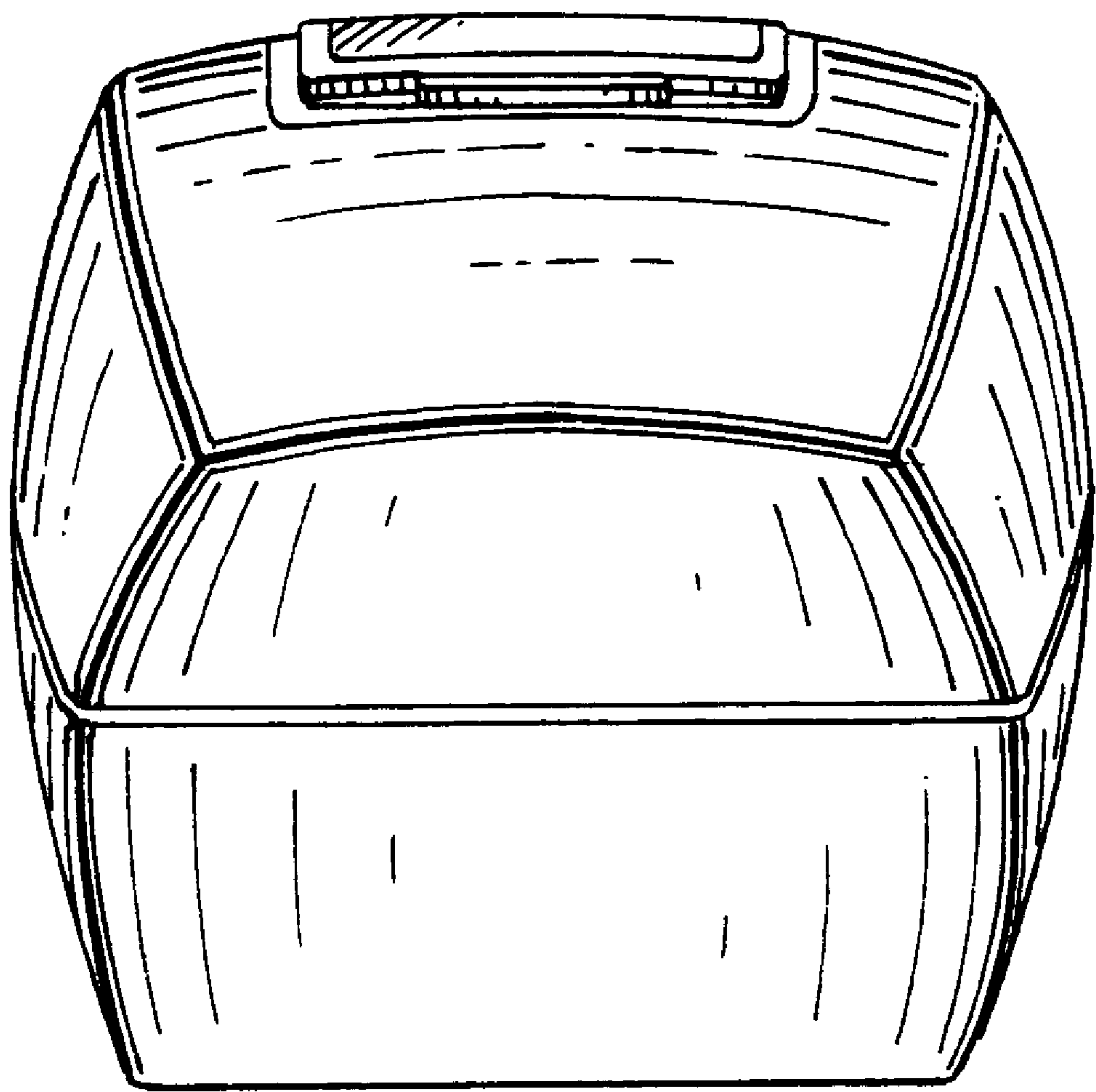


FIG. 5