



US00D430137S

United States Patent [19] Park

[11] Patent Number: **Des. 430,137**

[45] Date of Patent: **** Aug. 29, 2000**

[54] **AUDIO AMPLIFIER HAVING A DIGITAL DISPLAY WINDOW**

[75] Inventor: **Yong Ki Park**, Buchon, Rep. of Korea

[73] Assignee: **American Hi-Fi Industrial 26, Inc.**,
Vernon, Calif.

[**] Term: **14 Years**

[21] Appl. No.: **29/108,658**

[22] Filed: **Aug. 2, 1999**

[51] **LOC (7) Cl.** **14-03**

[52] **U.S. Cl.** **D14/188**

[58] **Field of Search** D13/123; D14/124,
D14/168, 188, 193-198; 455/344, 346-348,
350-351

[56] **References Cited**

U.S. PATENT DOCUMENTS

D. 322,069 12/1991 Seror D14/188

D. 386,178 11/1997 Frederick et al. D14/188
D. 390,570 2/1998 Read D14/188 X
D. 396,720 8/1998 Yuyama D14/188
5,285,500 2/1994 Mantz 455/348 X

Primary Examiner—Nanda Bondade
Attorney, Agent, or Firm—Morland C. Fischer

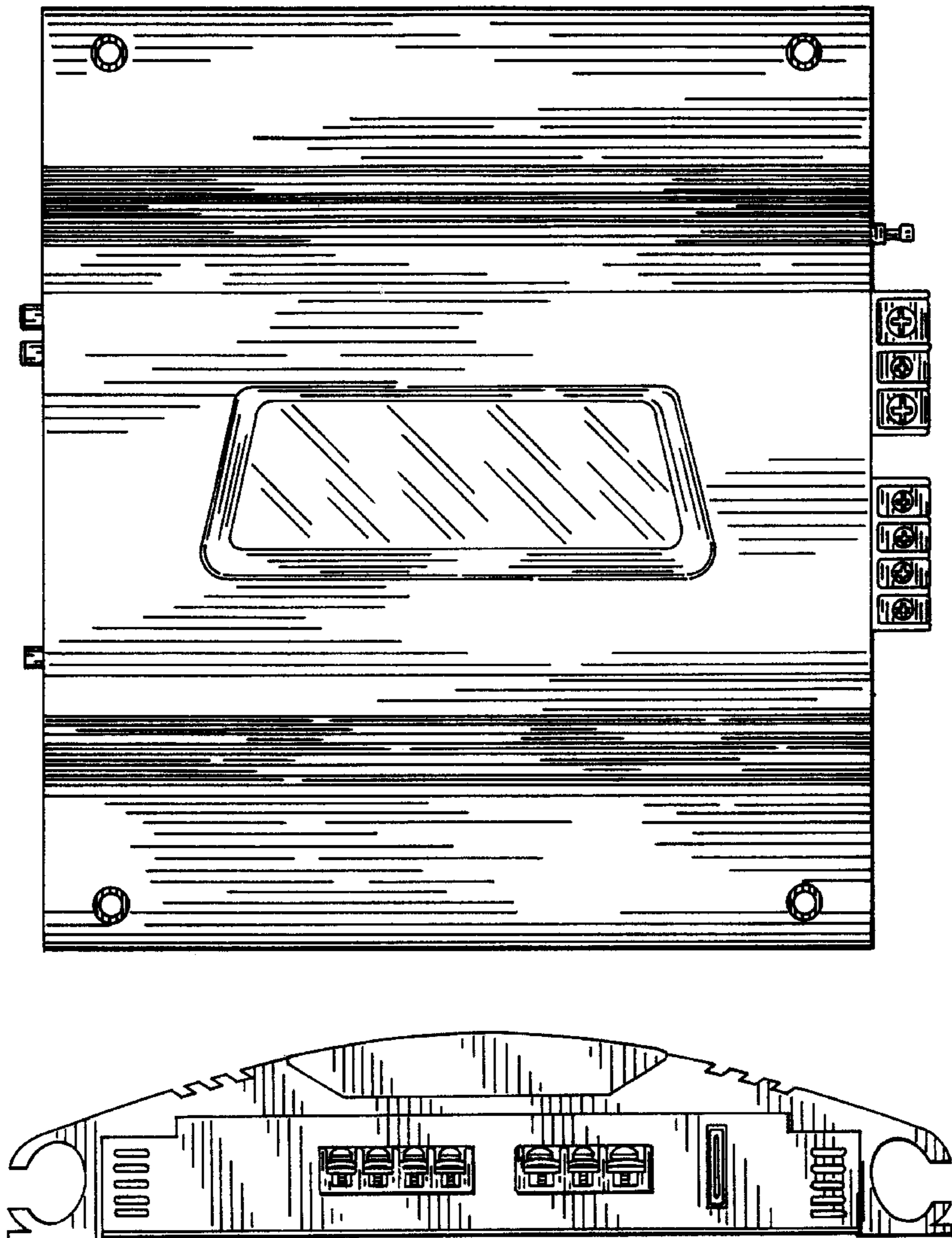
[57] **CLAIM**

The ornamental design for an audio amplifier having a digital display window, as shown and described.

DESCRIPTION

FIG. 1 is a top plan view of an audio amplifier having a digital display window which forms my invention; FIG. 2 is a front elevational view thereof; FIG. 3 is a bottom plan view thereof; FIG. 4 is a rear elevational view thereof; FIG. 5 is a right side elevational view thereof; and, FIG. 6 is a left side elevational view thereof.

1 Claim, 3 Drawing Sheets



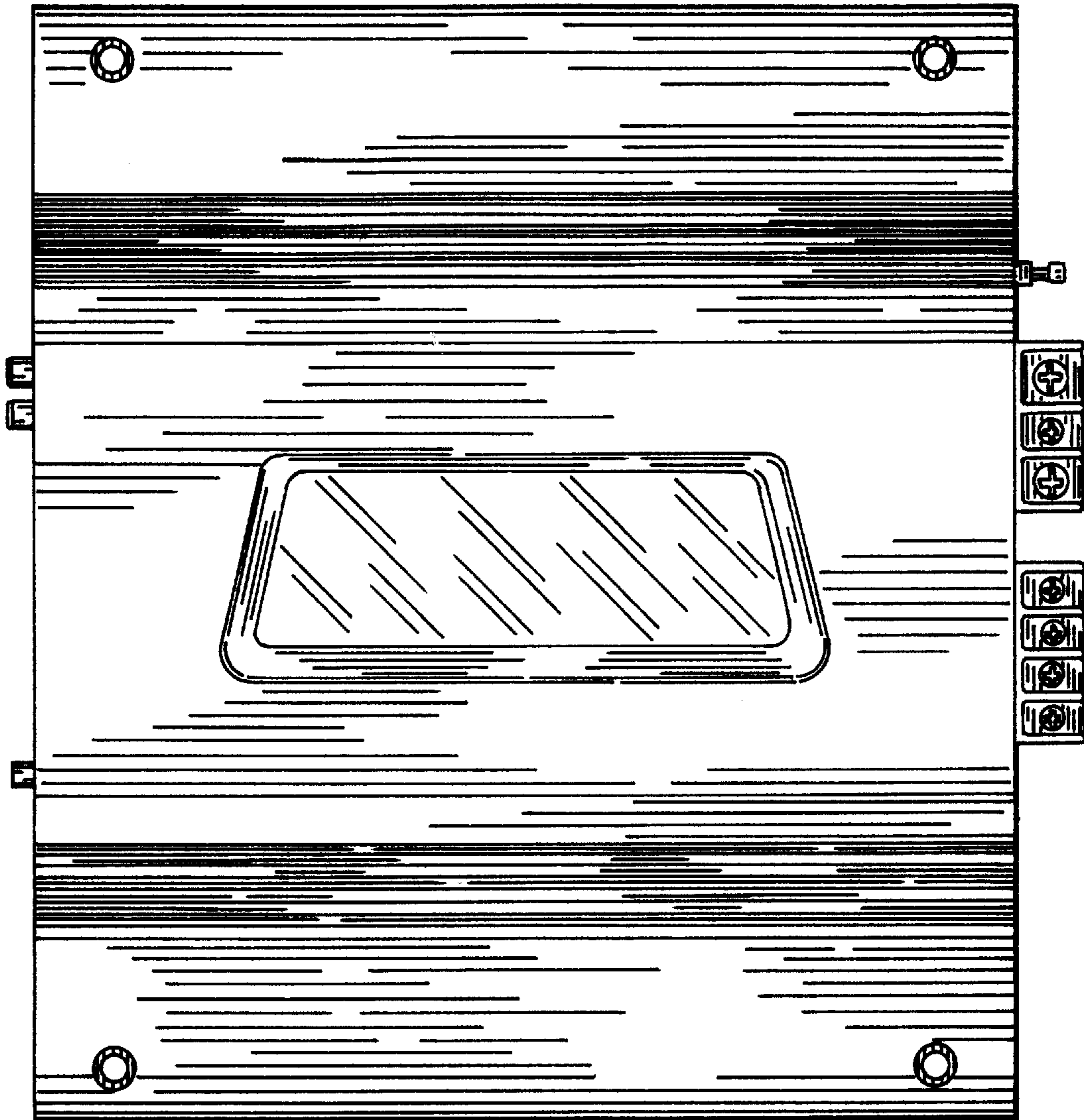


FIG. 1




FIG. 2




FIG. 3




FIG. 4

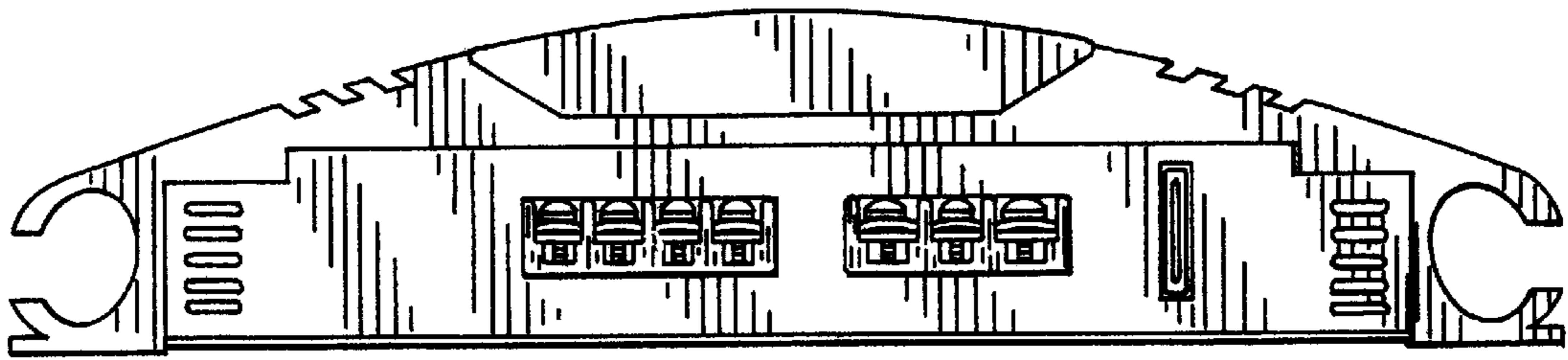


FIG. 5

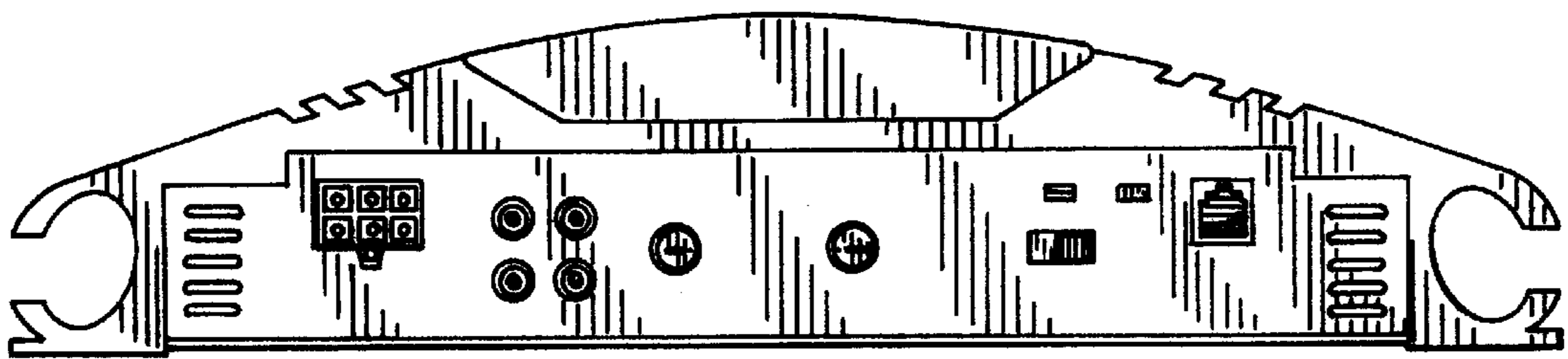


FIG. 6