



US00D430129S

**United States Patent** [19]  
**Sillers**

[11] **Patent Number: Des. 430,129**

[45] **Date of Patent: \*\* Aug. 29, 2000**

[54] **TELEPHONE LINEMAN'S "BUTT IN" TEST SET**

[75] Inventor: **Garrick R. Silbers**, Camarillo, Calif.

[73] Assignee: **Test-Um, Inc.**, Camarillo, Calif.

[\*\*] Term: **14 Years**

[21] Appl. No.: **29/114,808**

[22] Filed: **Dec. 1, 1999**

[51] **LOC (7) Cl.** ..... **14-03**

[52] **U.S. Cl.** ..... **D14/147; D10/78**

[58] **Field of Search** ..... D10/78; D14/137,  
D14/138, 140, 142, 147, 148, 240, 248;  
379/21, 22, 27, 29, 419, 428, 429, 433,  
434, 440; 455/90

[56] **References Cited**

**U.S. PATENT DOCUMENTS**

D. 385,556	10/1997	Diamantis et al.	.....	D14/147
D. 416,016	11/1999	Hughes et al.	.....	D14/147
D. 418,132	12/1999	Zoise et al.	.....	D14/147
D. 421,981	3/2000	Gulino et al.	.....	D14/138

*Primary Examiner*—Antoine Duval Davis  
*Attorney, Agent, or Firm*—Gene W. Arant; Larry D. Baker

[57] **CLAIM**

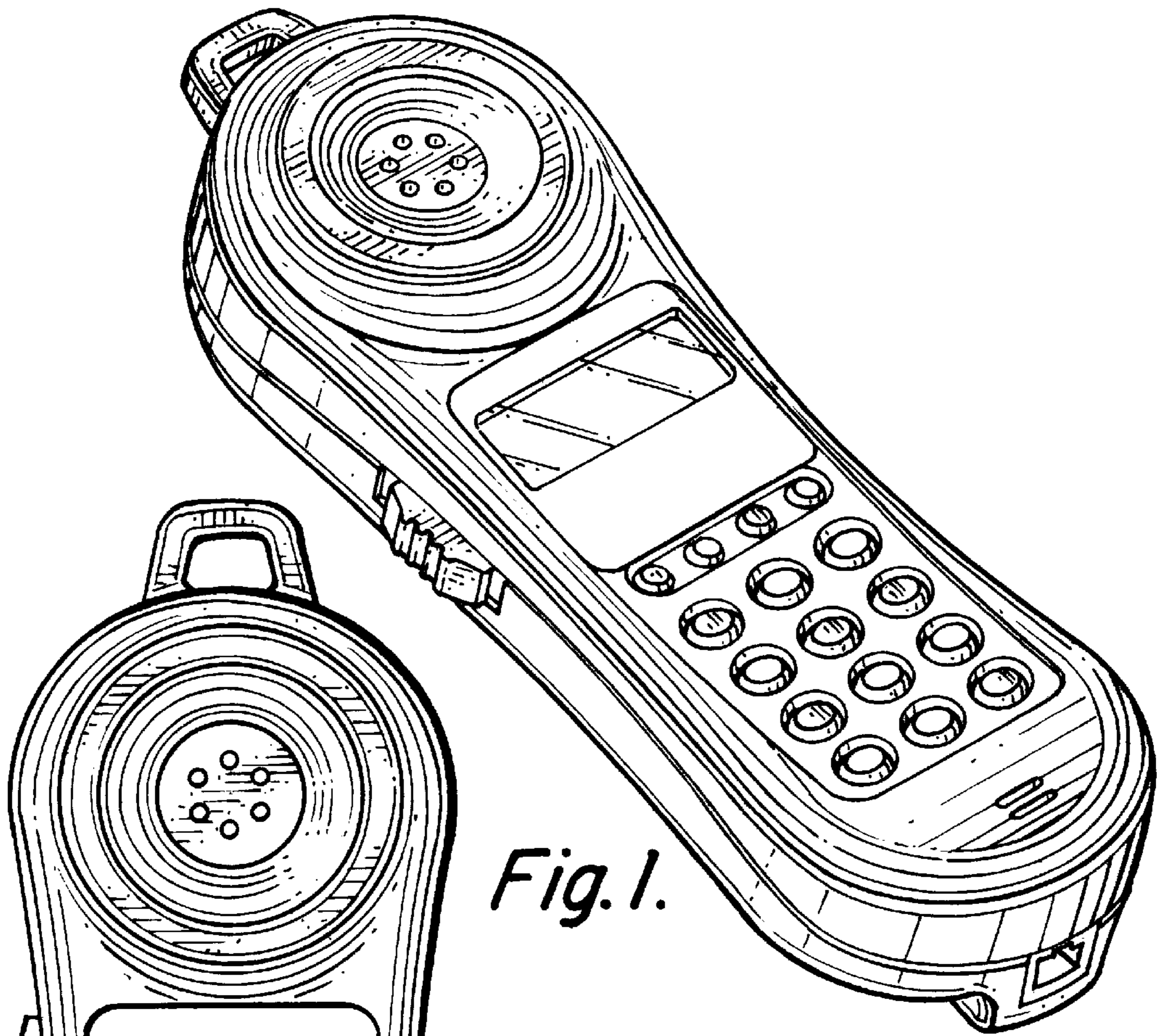
The ornamental design for a telephone lineman's "butt in" test set, as shown.

**DESCRIPTION**

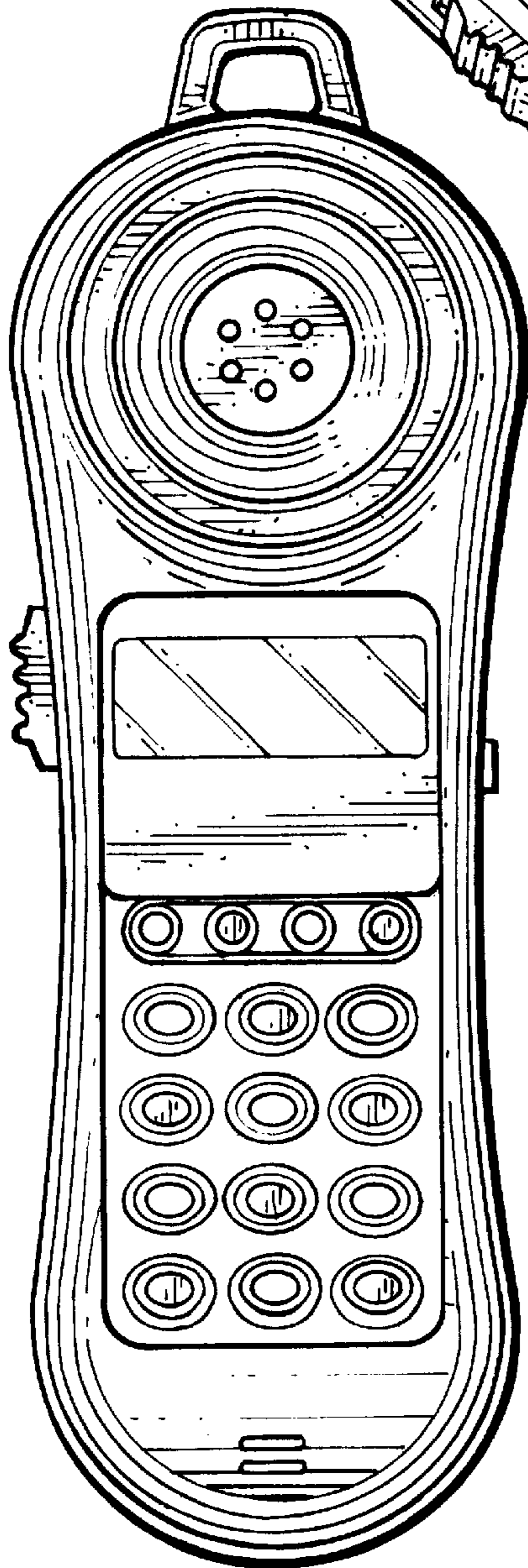
FIG. 1 is an isometric view of the telephone lineman's "butt in" test set;  
 FIG. 2 is a front elevational view of the telephone lineman's "butt in" test set;  
 FIG. 3 is a top plan view of the telephone lineman's "butt in" test set;  
 FIG. 4 is a bottom plan view of the telephone lineman's "butt in" test set;  
 FIG. 5 is a right elevational view of the telephone lineman's "butt in" test set;  
 FIG. 6 is a rear elevational view of the telephone lineman's "butt in" test set;  
 FIG. 7 is a left elevational view of the telephone lineman's "butt in" test set; and,  
 FIG. 8 is an alternate isometric view, similar to FIG. 1, of the telephone lineman's "butt in" test set.

**1 Claim, 3 Drawing Sheets**

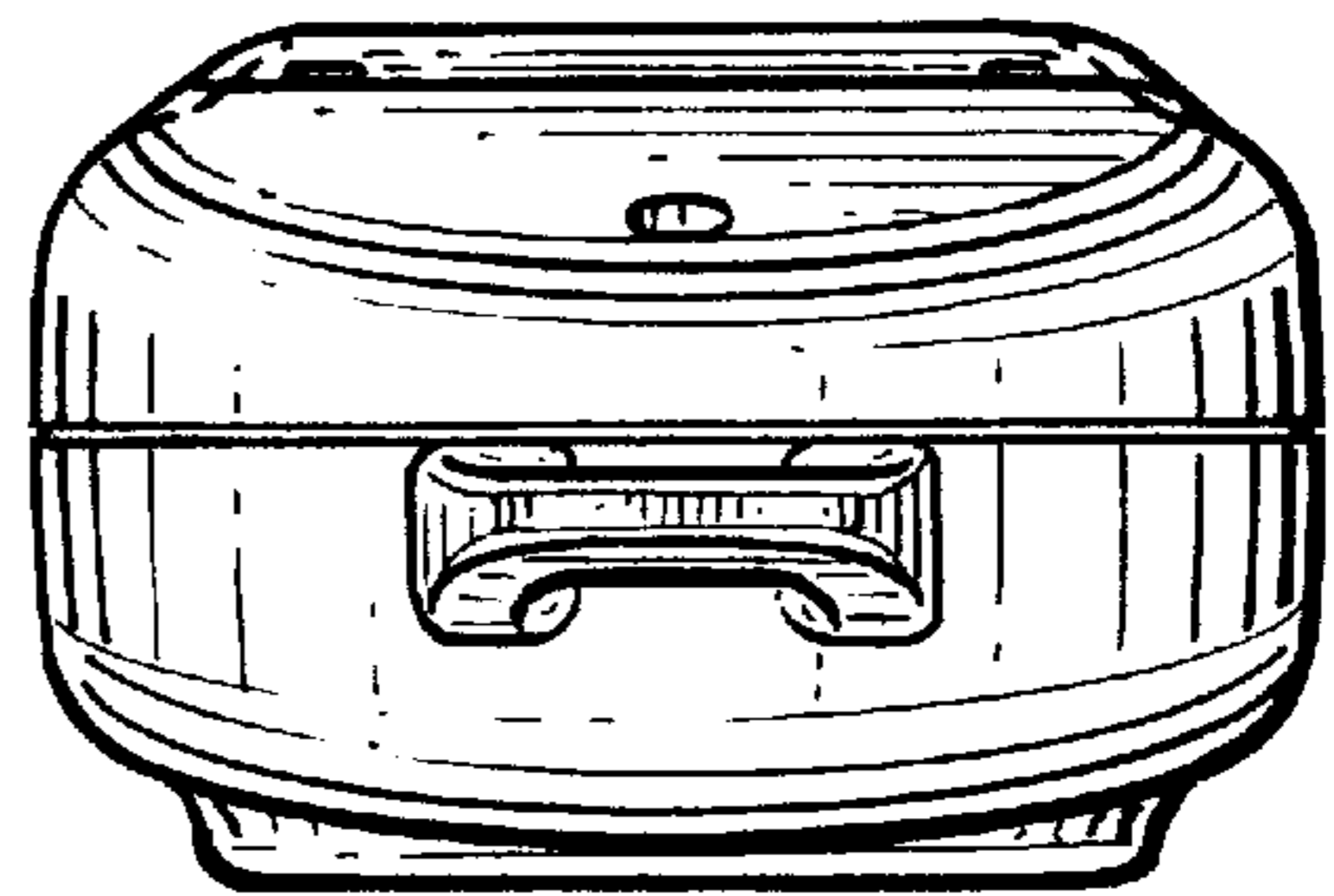





*Fig. 1.*



*Fig. 2.*



*Fig. 3.*



*Fig. 4.*




Fig. 7.

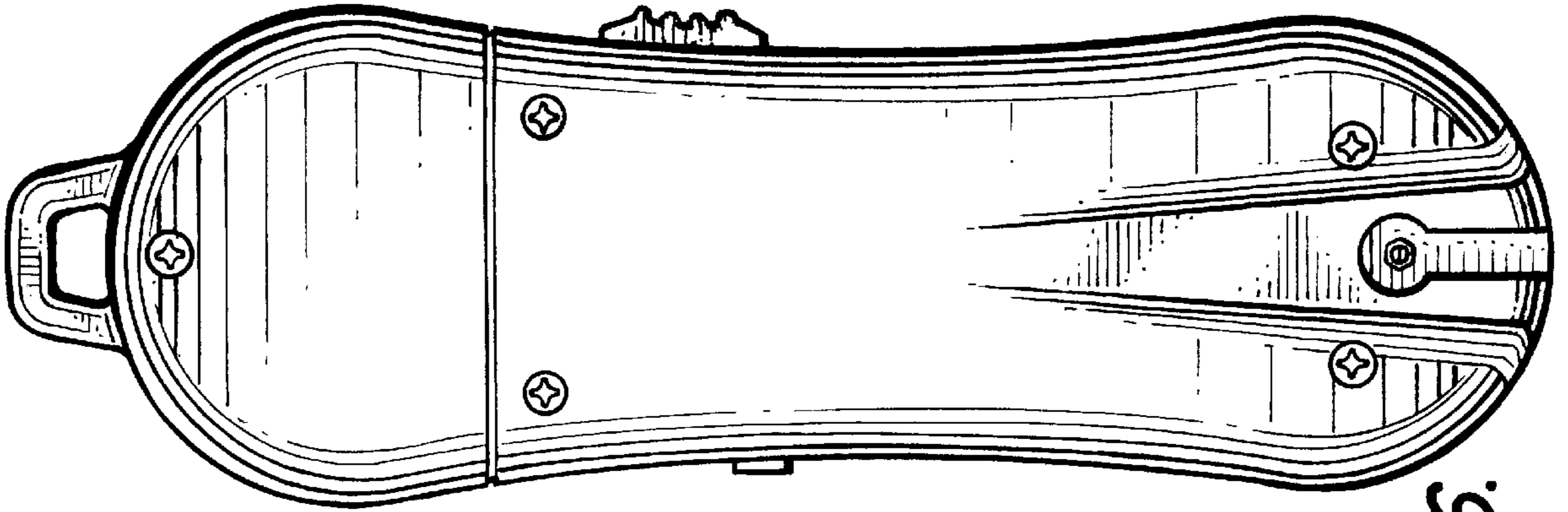


Fig. 6.

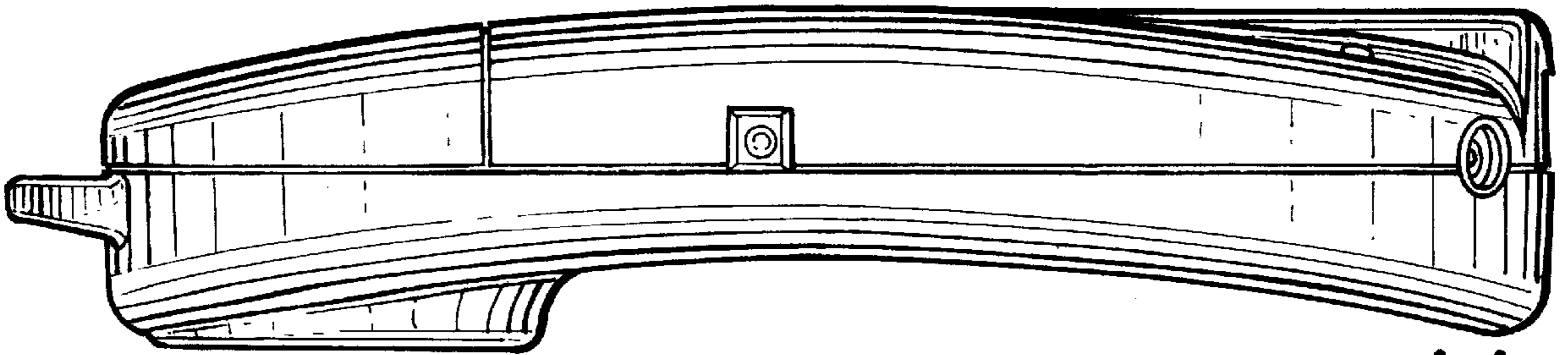


Fig. 5.

