



US00D430105S

# United States Patent [19]

Walterscheid et al.

[11] Patent Number: **Des. 430,105**

[45] Date of Patent: **\*\* Aug. 29, 2000**

[54] **INTERIOR STORAGE CABINET FOR A VEHICLE**

[75] Inventors: **Wade J. Walterscheid**, Rosston; **Louis D. Heilaneh**, Lewisville, both of Tex.

[73] Assignee: **Paccar Inc.**, Bellevue, Wash.

[\*\*] Term: **14 Years**

[21] Appl. No.: **29/116,985**

[22] Filed: **Jan. 13, 2000**

[51] **LOC (7) Cl.** ..... **12-16**

[52] **U.S. Cl.** ..... **D12/423**

[58] **Field of Search** ..... D12/400, 415-426.1; 296/37.1-37.16; 224/42.11, 42.14, 42.25, 275, 539-543, 400, 402; D6/445-446, 432, 436, 396, 441, 449; D3/201; D9/432; 312/242, 213, 7.2, 326, 237

### [56] References Cited

#### U.S. PATENT DOCUMENTS

D. 379,082	5/1997	Hellhake et al.	.....	D12/424
D. 379,083	5/1997	Hellhake et al.	.....	D12/424
D. 379,084	5/1997	Hellhake et al.	.....	D12/424
D. 379,614	6/1997	Hellhake et al.	.....	D12/423
D. 379,615	6/1997	Hellhake et al.	.....	D12/423
D. 379,616	6/1997	Hellhake et al.	.....	D12/423
D. 379,617	6/1997	Hellhake et al.	.....	D12/424

D. 379,618	6/1997	Hellhake et al.	.....	D12/425
D. 380,189	6/1997	Hellhake et al.	.....	D12/424
D. 381,007	7/1997	Hellhake et al.	.....	D12/423
D. 420,970	2/2000	Sacco et al.	.....	D12/415

*Primary Examiner*—Stacia Cadmus  
*Attorney, Agent, or Firm*—Sidley & Austin

### [57] CLAIM

The ornamental design for an interior storage cabinet for a vehicle, as shown and described.

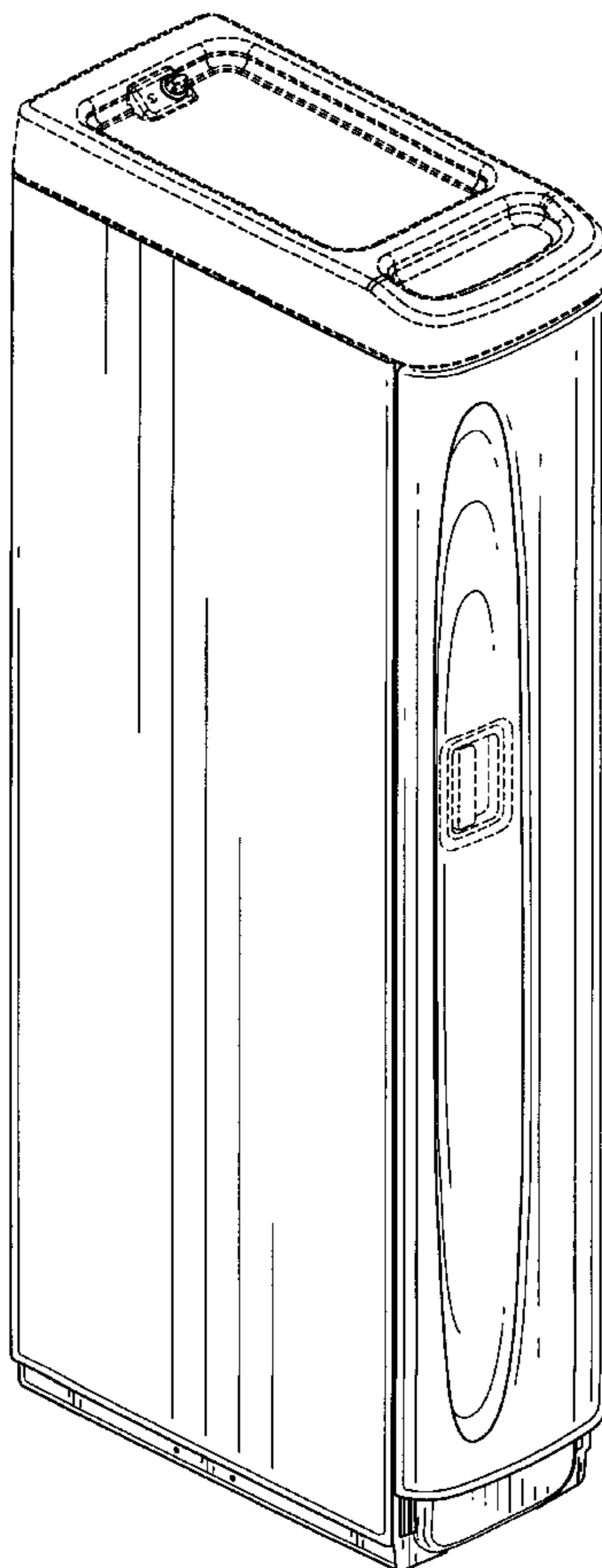
### DESCRIPTION

FIG. 1 is a perspective view of an interior storage cabinet for a vehicle showing a first embodiment of our new design; FIG. 2 is a front view thereof; FIG. 3 is a side view thereof; FIG. 4 is an opposite side view thereof; FIG. 5 is a top view thereof; and, FIG. 6 is a perspective view of an interior storage cabinet for a vehicle showing a second embodiment of our new design, which is identical to that shown in FIGS. 1-5, except it is mirror symmetrical.

The bottom and rear of the cabinet form no part of the claimed design.

The top tray and the door handle shown in broken lines are for illustrative purposes only and form no part of the claimed design.

**1 Claim, 6 Drawing Sheets**



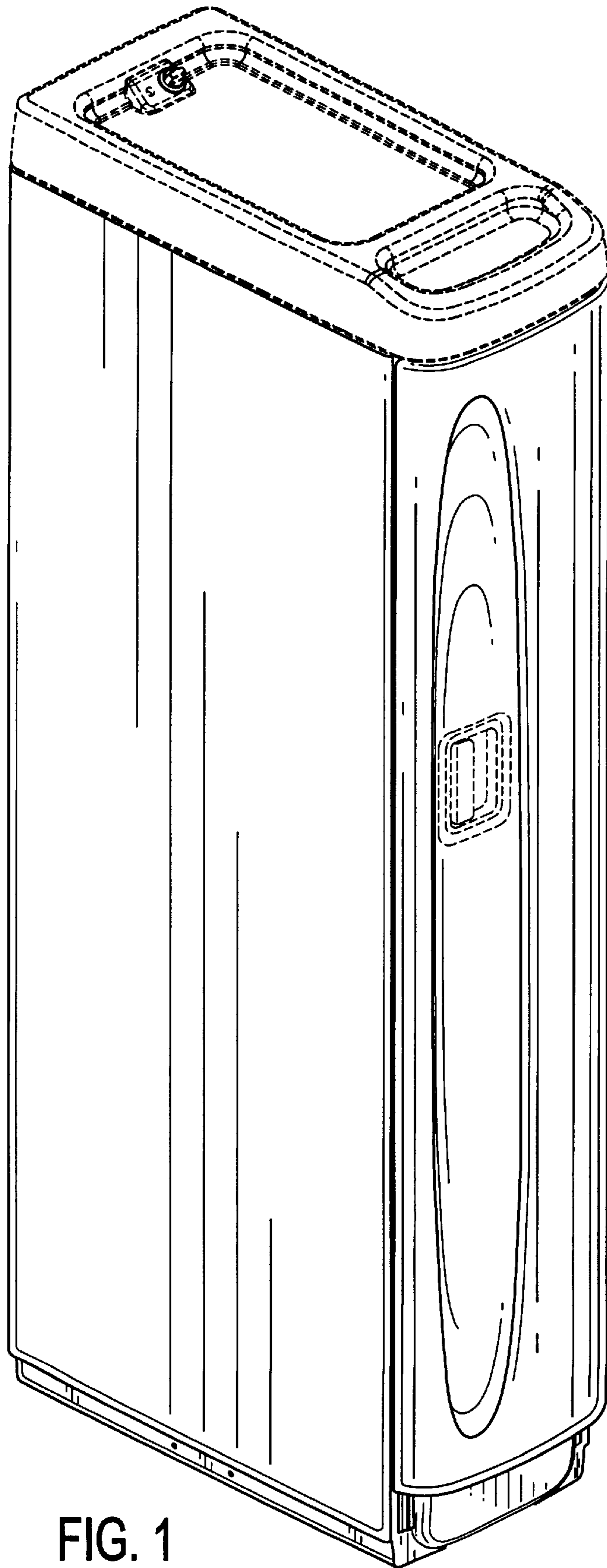


FIG. 1

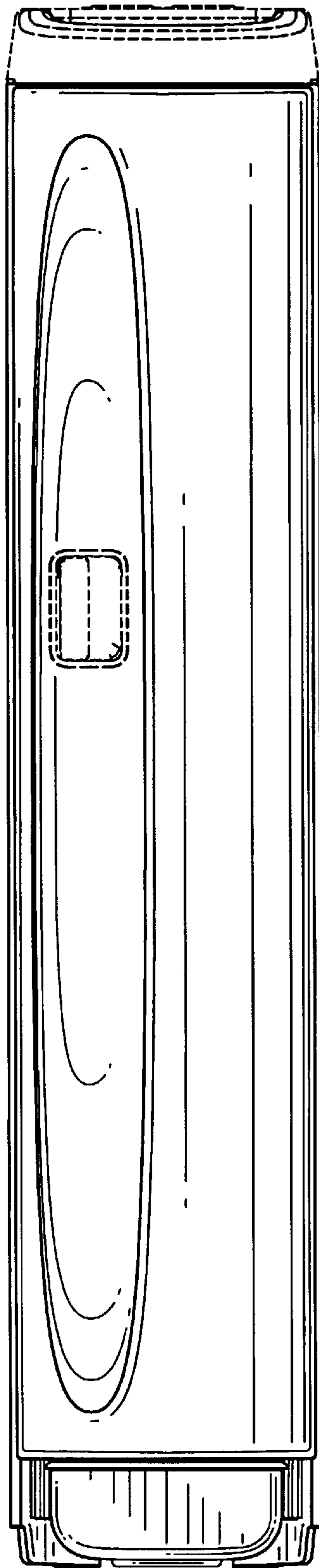


FIG. 2




FIG. 3

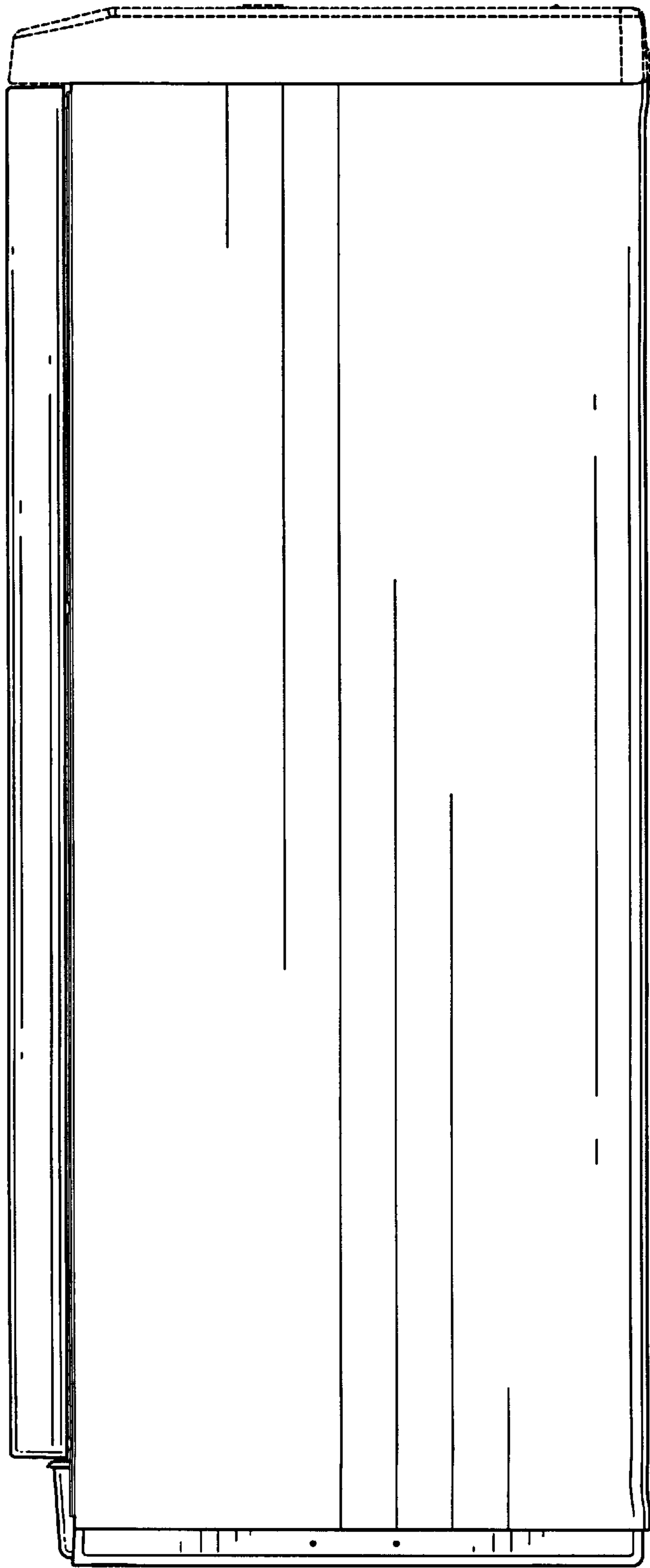


FIG. 4

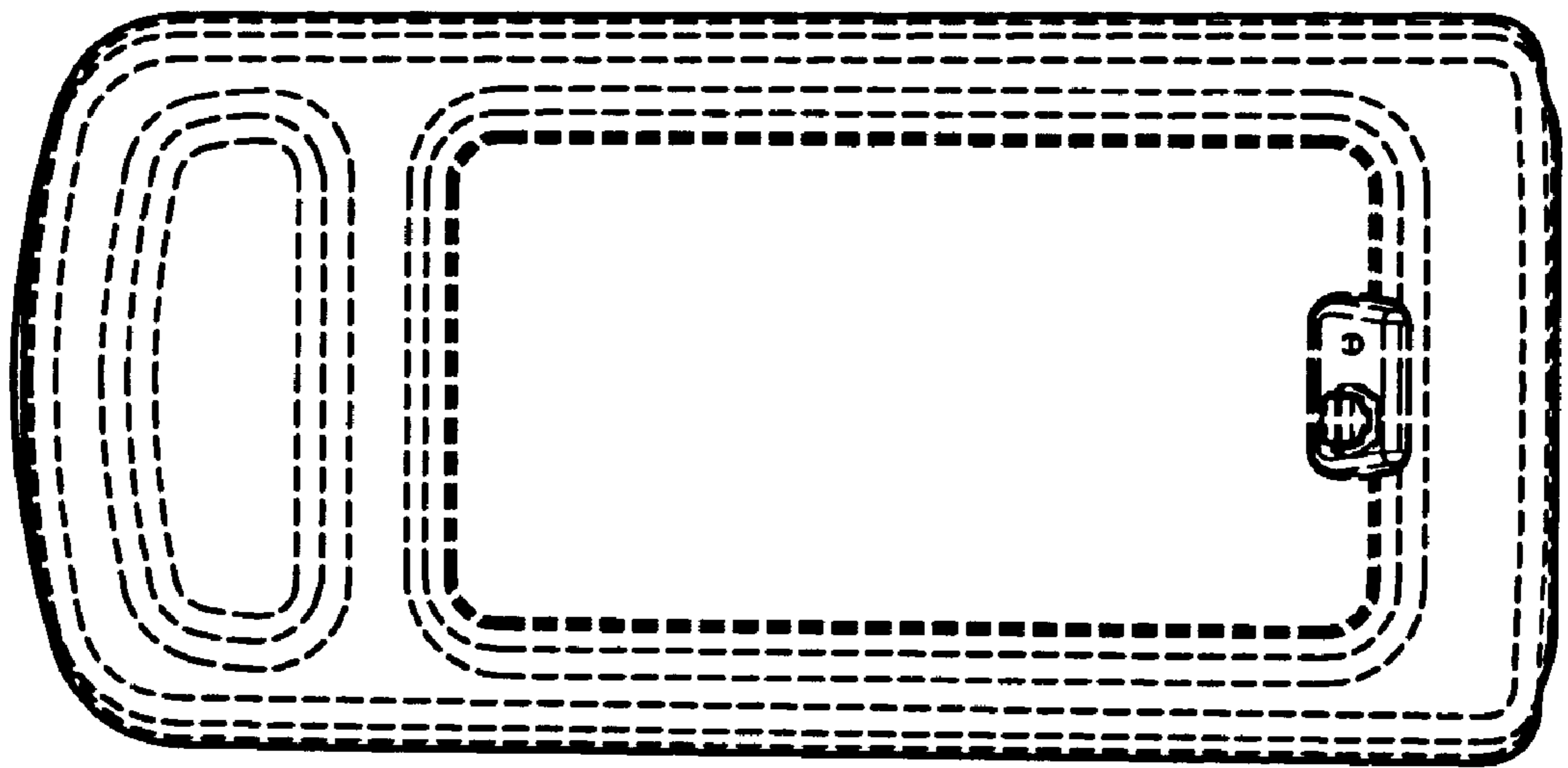


FIG. 5

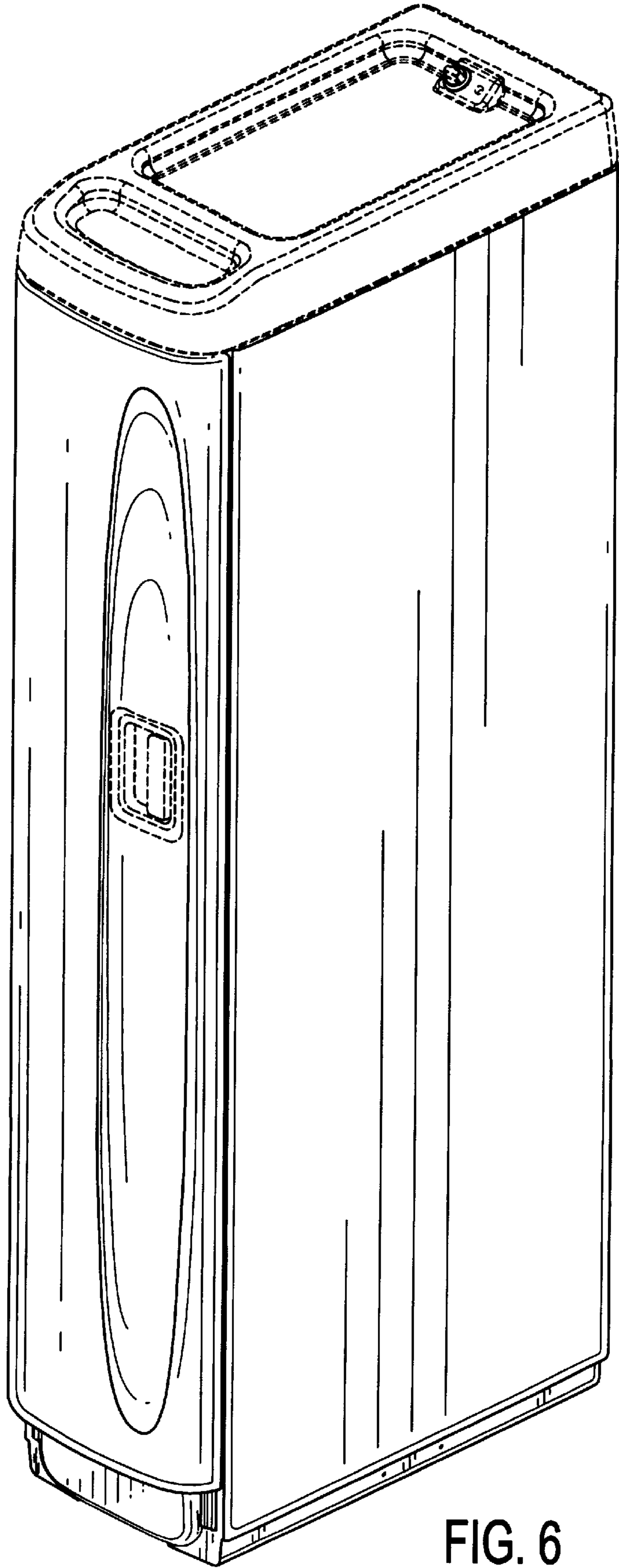


FIG. 6