



US00D430069S

United States Patent [19]

Collie, Jr. et al.

[11] Patent Number: **Des. 430,069**

[45] Date of Patent: **** Aug. 29, 2000**

[54] TRAILER WALL PANEL SLAT

[76] Inventors: **Mike Collie, Jr.**, 320 Baker St., Norman, Okla. 73072-3818; **Thieu L. Hua**, 5929 NW. 62 St., Warr Acres, Okla. 73122

[**] Term: **14 Years**

[21] Appl. No.: **29/101,132**

[22] Filed: **Feb. 24, 1999**

[51] LOC (7) Cl. **12-11**

[52] U.S. Cl. **D12/106**

[58] Field of Search D12/106; D25/138, D25/158, 125; 52/602, 609, 612, 220.1, 220.4, 220.8, 220.2, 220.3, 386, 396.01

[56] References Cited

U.S. PATENT DOCUMENTS

D. 216,480	1/1970	Wilson	D25/1
D. 244,382	5/1977	Scheid	D25/73
D. 306,079	2/1990	Whitney	D25/119
D. 392,754	3/1998	Arenstom, et al.	D25/158
D. 410,868	6/1999	Hall, Jr.	D12/106
1,913,342	6/1933	Schaffert	.	
2,323,417	7/1943	Pauli	72/25
2,476,451	7/1949	Murphy et al.	189/86
2,740,167	4/1956	Rowley	20/8
2,746,789	5/1956	Ridgeway	296/29
2,993,728	7/1961	Beran et al.	296/28
3,043,407	7/1962	Marryatt	189/34
3,097,877	7/1963	Erlandsen	296/28
3,100,556	8/1963	Ridder	189/34
3,110,371	11/1963	Ridder	189/34
3,188,131	6/1965	Attwood	296/28
3,269,072	8/1966	Black	52/377
3,380,216	4/1968	Spence	52/595
3,555,762	1/1971	Costanzo	52/588

4,358,916	11/1982	Lacasse	52/630
4,758,128	7/1988	Law	414/477
4,819,398	4/1989	Dameron	52/529
4,951,992	8/1990	Hockney	296/204
5,020,293	6/1991	Itagaki	52/314
5,052,741	10/1991	Brown et al.	296/191
5,131,710	7/1992	Kamiguchi et al.	296/76
5,140,913	8/1992	Takeichi et al.	105/397
5,165,213	11/1992	Finch et al.	52/588
5,613,726	3/1997	Hobbs et al.	296/181
5,715,641	2/1998	Hall, Jr.	52/578

FOREIGN PATENT DOCUMENTS

1680618	1/1963	Germany	.
2918582	11/1980	Germany	.
392284	9/1965	Switzerland	.
1171253	11/1969	United Kingdom	.

Primary Examiner—Melody N. Brown
Attorney, Agent, or Firm—Robert Treece

[57] CLAIM

The ornamental design for a trailer wall panel slat, as shown and described.

DESCRIPTION

FIG. 1 is a front view of a trailer wall panel slat showing our new design;
FIG. 2 is a back view of the trailer wall panel slat of FIG. 1;
FIG. 3 is a left side view of the trailer wall panel slat of FIG. 1;
FIG. 4 is a right side view of the trailer wall panel slat of FIG. 1;
FIG. 5 is a top view of the trailer wall panel slat of FIG. 1; and,
FIG. 6 is a bottom view of the trailer wall panel slat of FIG. 1.

1 Claim, 3 Drawing Sheets

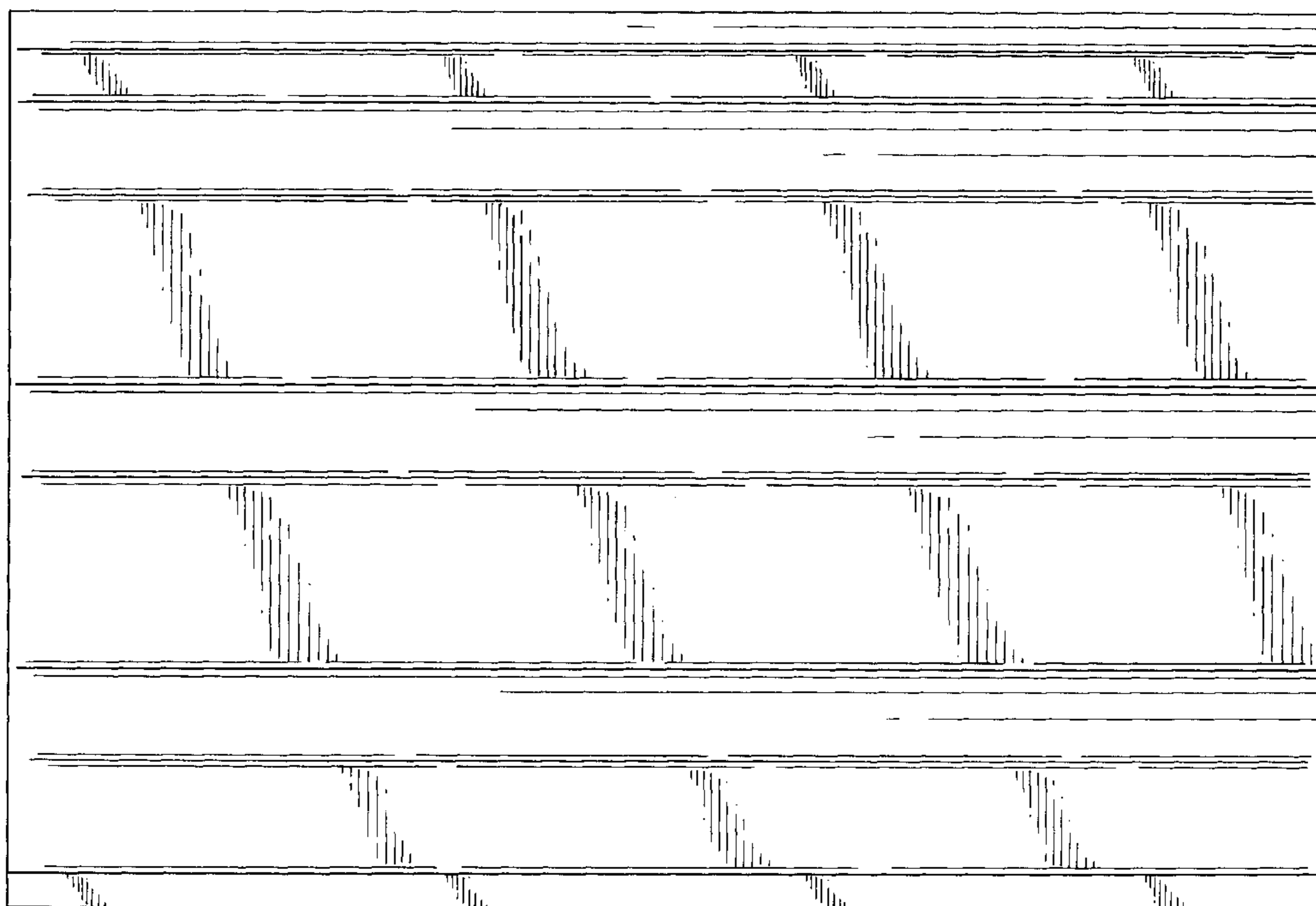




FIG. 1



FIG. 2



FIG. 3



FIG. 4

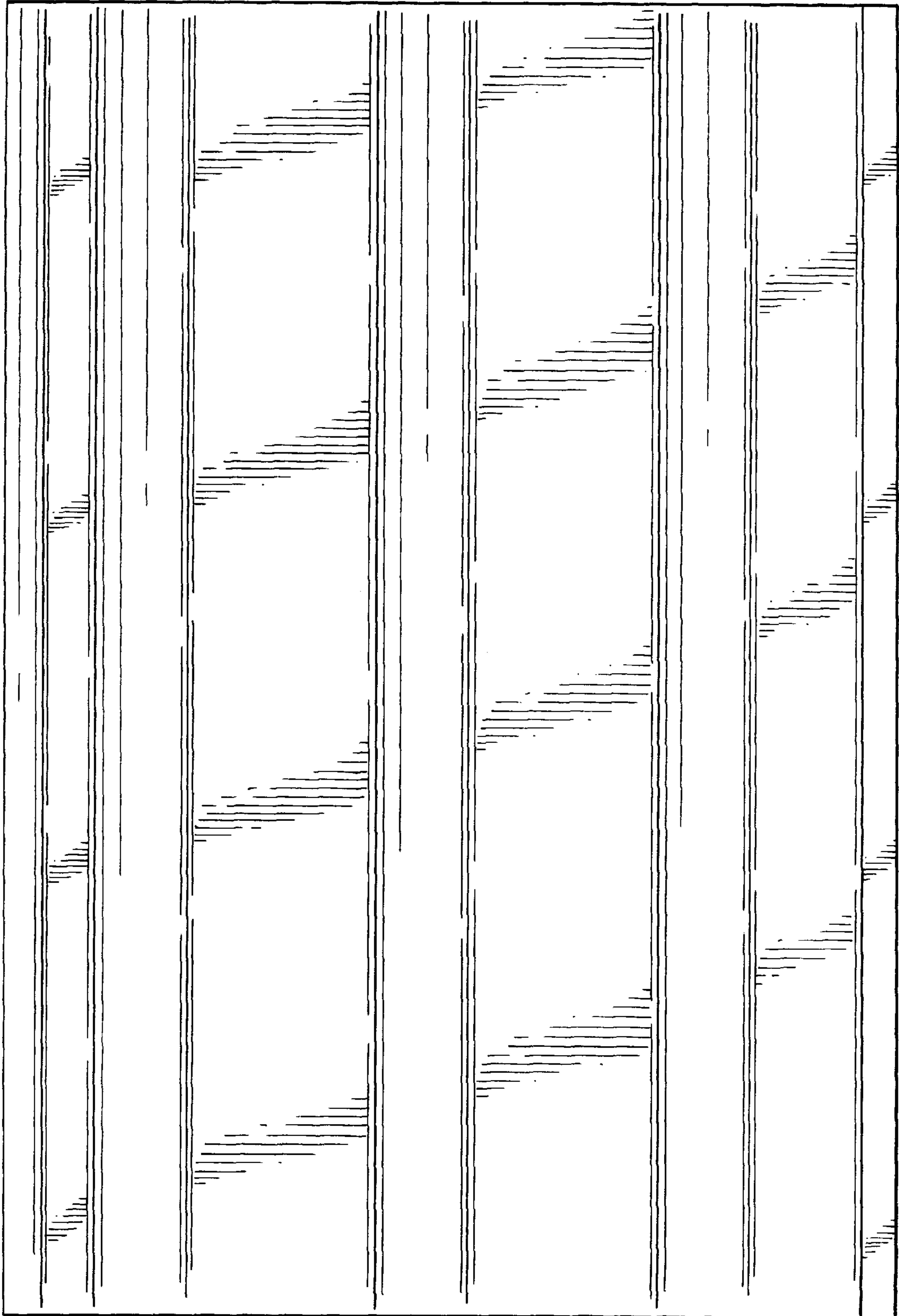


FIG. 5




FIG. 6