



US00D430065S

United States Patent [19]

Carlson et al.

[11] Patent Number: **Des. 430,065**

[45] Date of Patent: **** Aug. 29, 2000**

[54] **VEHICLE BODY**

[75] Inventors: **Kenneth L. Carlson**, Clawson; **Bryan E. Nesbitt**, Auburn Hills; **Steven W. Ferrerio**, Troy; **John D. Bucci**, Rochester Hills; **Lance R. Wagner**, Lake Orion, all of Mich.

[73] Assignee: **DaimlerChrysler Corporation**, Auburn Hills, Mich.

[**] Term: **14 Years**

[21] Appl. No.: **29/113,171**

[22] Filed: **Oct. 29, 1999**

[51] **LOC (7) Cl.** **12-08**

[52] **U.S. Cl.** **D12/92**

[58] **Field of Search** D12/90-92; 296/185

[56] **References Cited**

U.S. PATENT DOCUMENTS

D. 353,564	12/1994	Verduyn et al.	D12/92
D. 355,397	2/1995	Verduyn et al.	D12/92
D. 381,937	8/1997	Forbes-Robinson	D12/92
D. 391,522	3/1998	Hall et al.	D12/92
D. 392,920	3/1998	Verduyn et al.	D12/91

D. 394,232	5/1998	Trostle et al.	D12/91
D. 394,420	5/1998	Forbes-Robinson	D12/92
D. 406,551	3/1999	Nesbitt et al.	D12/92
D. 413,081	8/1999	Nesbitt et al.	D12/91

Primary Examiner—Melody N. Brown
Attorney, Agent, or Firm—Mark P. Calcaterra

[57] **CLAIM**

The ornamental design for an vehicle body, as shown and described.

DESCRIPTION

FIG. 1 is a front perspective view illustrating an vehicle body constructed in accordance with the teachings of the present invention.


FIG. 2 is a rear perspective view thereof.

FIG. 3 is a left side view thereof, it will be understood that the side opposite to that shown is a substantial mirror image thereof; and,

FIG. 4 is a front view thereof.

It will be understood that the broken line showing of the wheels, tires and tailpipes throughout the drawings is for illustrative purposes only and forms no part of the subject invention.

1 Claim, 4 Drawing Sheets



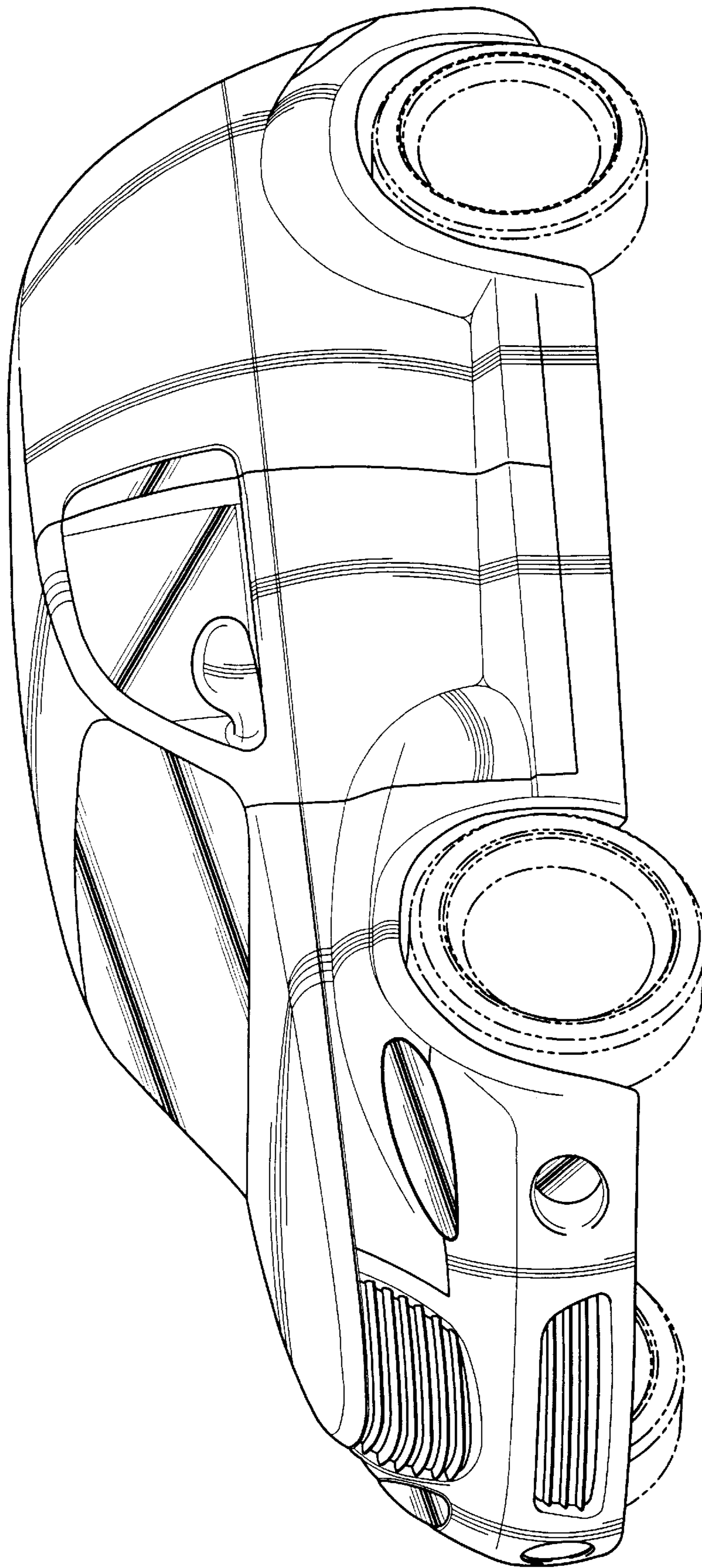


Figure - 1

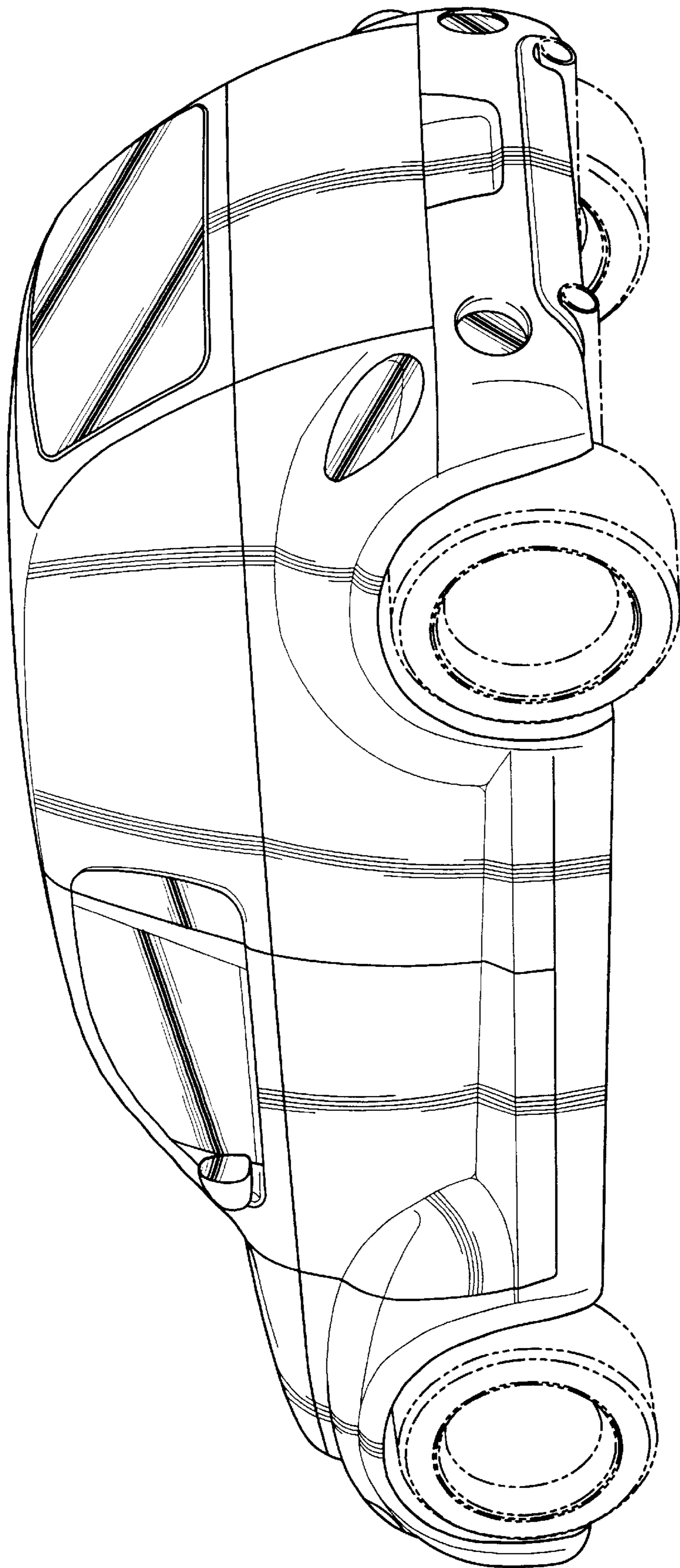


Figure - 2

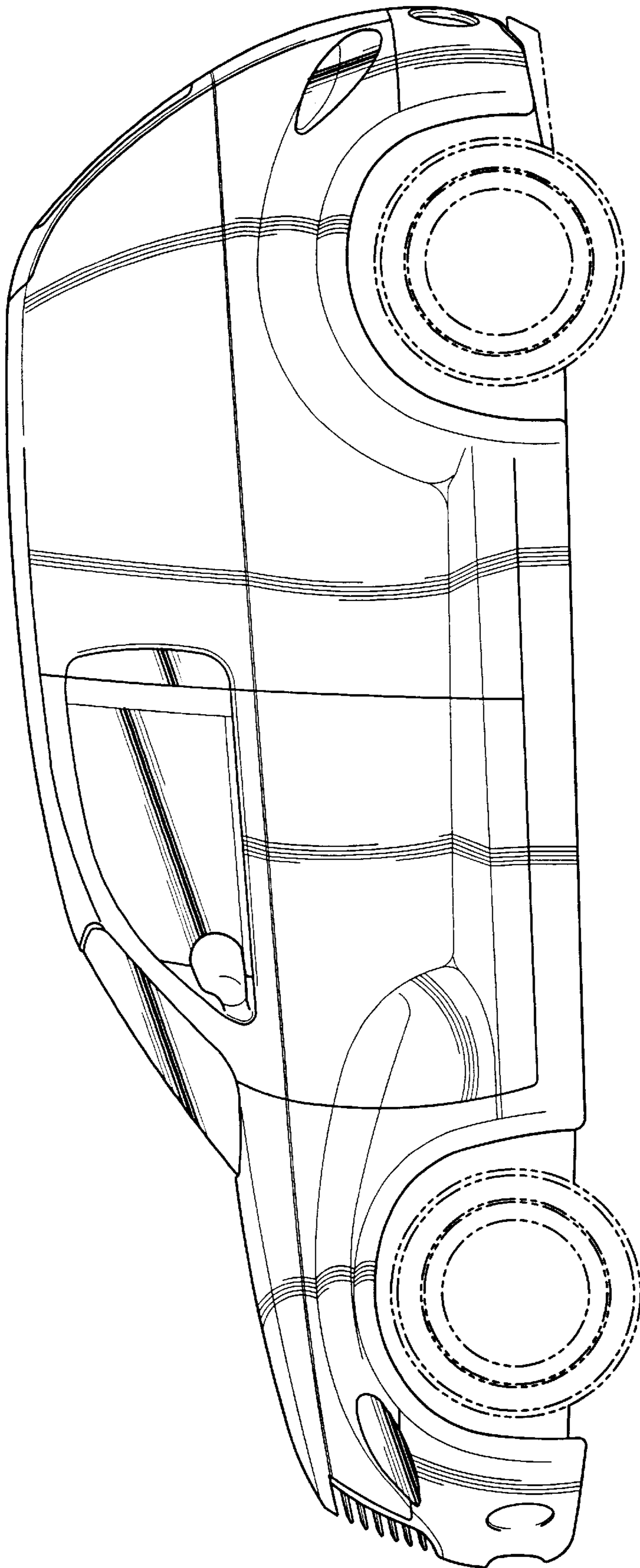


Figure - 3




Figure - 4