

US00D430052S

United States Patent [19]
Nowak

[11] **Patent Number: Des. 430,052**
[45] **Date of Patent: ** Aug. 29, 2000**

[54] **MONITOR**

[75] Inventor: **Ralph M. Nowak**, Marblehead, Mass.

[73] Assignee: **The First Years Inc.**, Lake Forest, Calif.

[**] Term: **14 Years**

[21] Appl. No.: **29/103,546**

[22] Filed: **Apr. 16, 1999**

[51] **LOC (7) Cl.** **10-05**

[52] **U.S. Cl.** **D10/104; D14/159**

[58] **Field of Search** D10/104, 106,
D10/116, 121; D14/126, 137, 159; 340/345,
348, 349, 351, 354, 371, 372, 373, 571,
572, 573; 455/347

[56] **References Cited**

U.S. PATENT DOCUMENTS

D. 329,431	9/1992	Wood	D14/155
D. 346,756	5/1994	Grasso	D10/106
D. 348,879	7/1994	Shuler	D14/137
D. 355,385	2/1995	Abrams	D10/104
D. 371,779	7/1996	Nowak et al.	D14/137
D. 371,781	7/1996	Nowak et al.	D14/137
D. 376,764	12/1996	Barnes	D10/106
D. 376,991	12/1996	Freese et al.	D10/104

D. 377,457	1/1997	Arney et al.	D10/104
D. 380,973	7/1997	Arney et al.	D10/104
D. 381,922	8/1997	Casperson	D10/104
D. 386,104	11/1997	Nowak	D10/104
D. 386,703	11/1997	Nowak	D10/104
D. 394,652	5/1998	Greger	D14/137
D. 398,303	9/1998	Greger	D14/137
D. 410,205	5/1999	Ames et al.	D10/104

Primary Examiner—Marcus A. Jackson
Attorney, Agent, or Firm—Fish & Richardson P.C.

[57] **CLAIM**

The ornamental design for a monitor, as shown and described.

DESCRIPTION

FIG. 1 is a perspective view of a monitor embodying the new design.

FIG. 2 is a front view of the monitor shown in FIG. 1.

FIG. 3 is a back view of the monitor shown in FIG. 1.

FIG. 4 is a left side view of the monitor shown in FIG. 1.

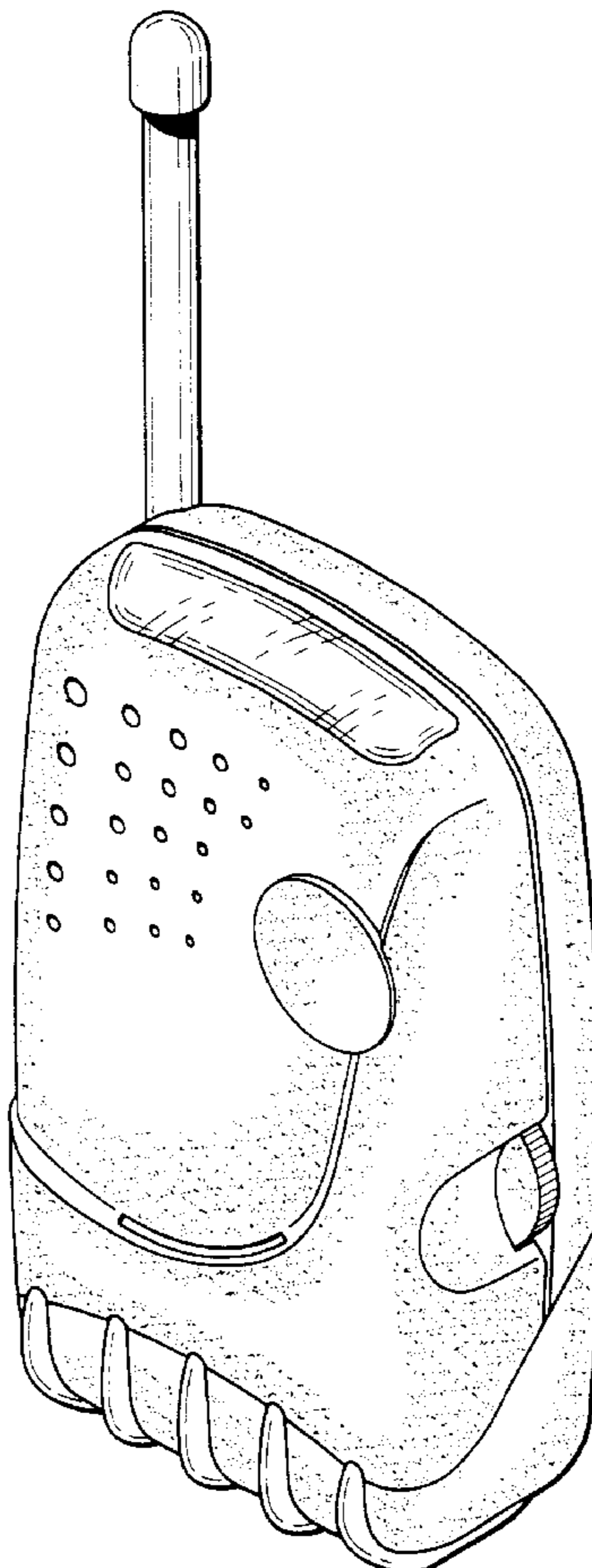
FIG. 5 is a right side view of the monitor shown in FIG. 1.

FIG. 6 is a top view of the monitor shown in FIG. 1; and,

FIG. 7 is a bottom view of the monitor shown in FIG. 1.

Dashed lines in the drawings indicate environmental information that forms no part of the ornamental design of the monitor.

1 Claim, 4 Drawing Sheets



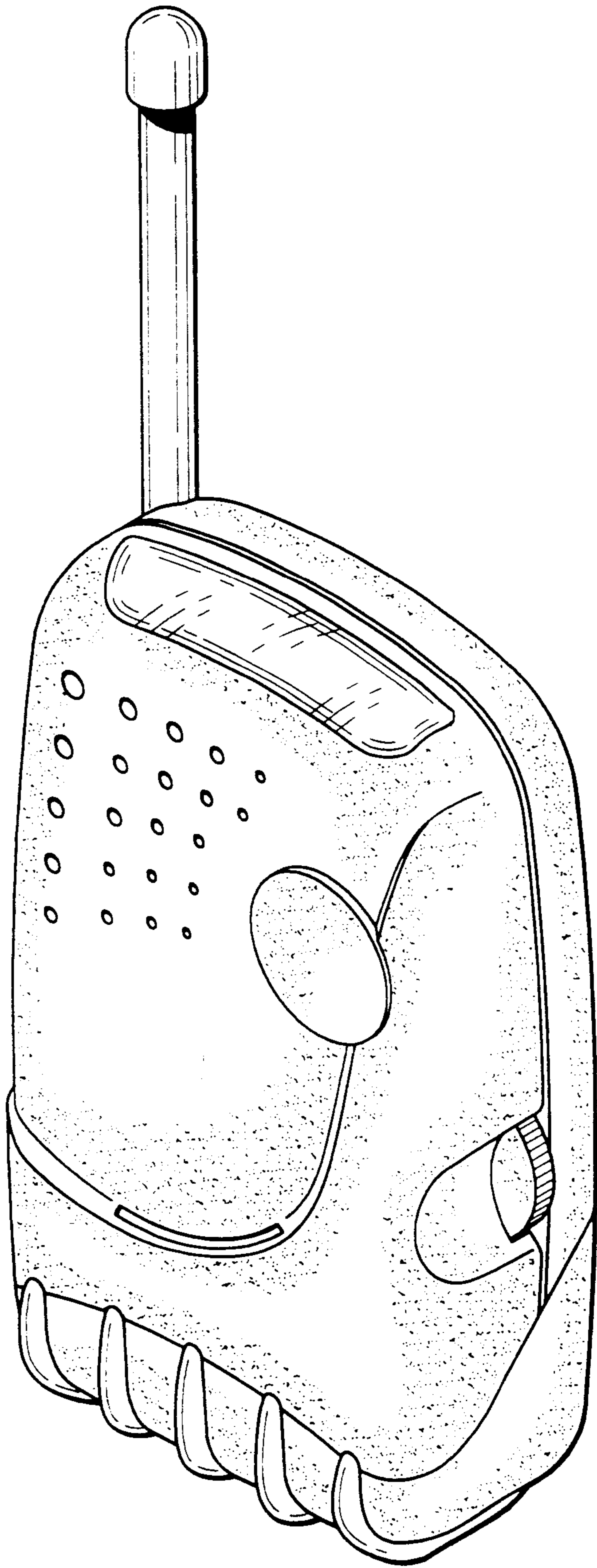


FIG. 1

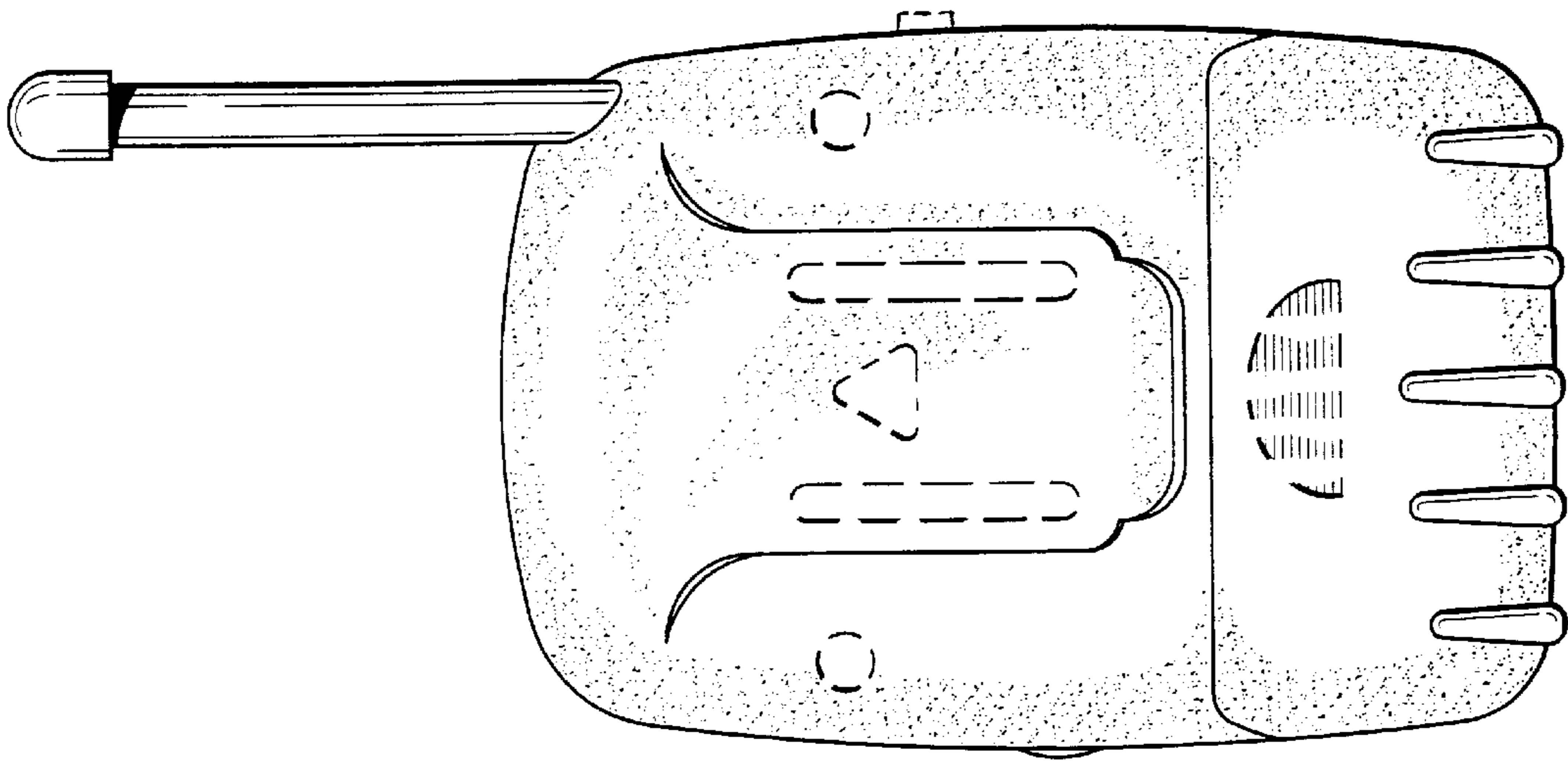


FIG. 3

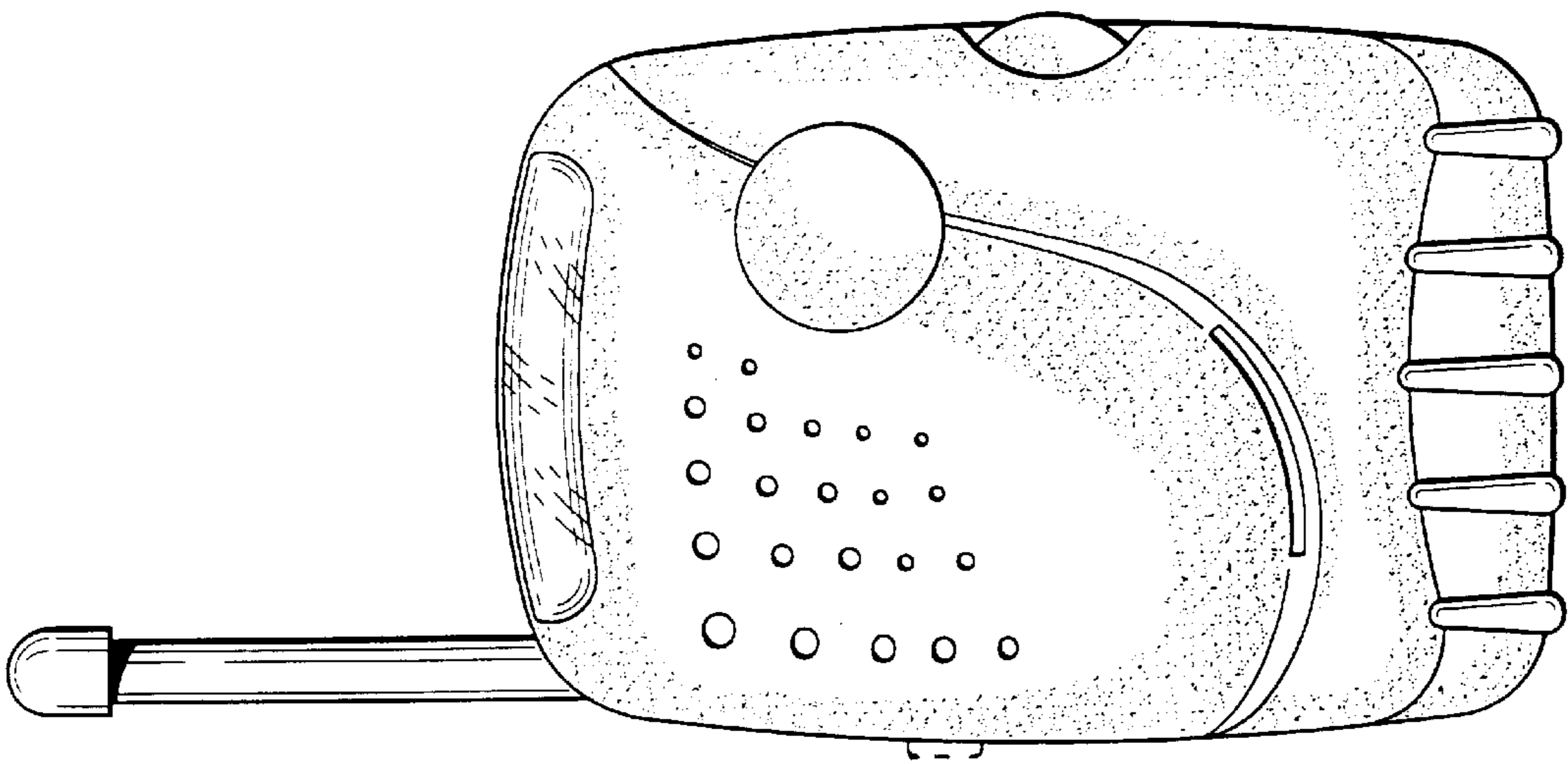


FIG. 2

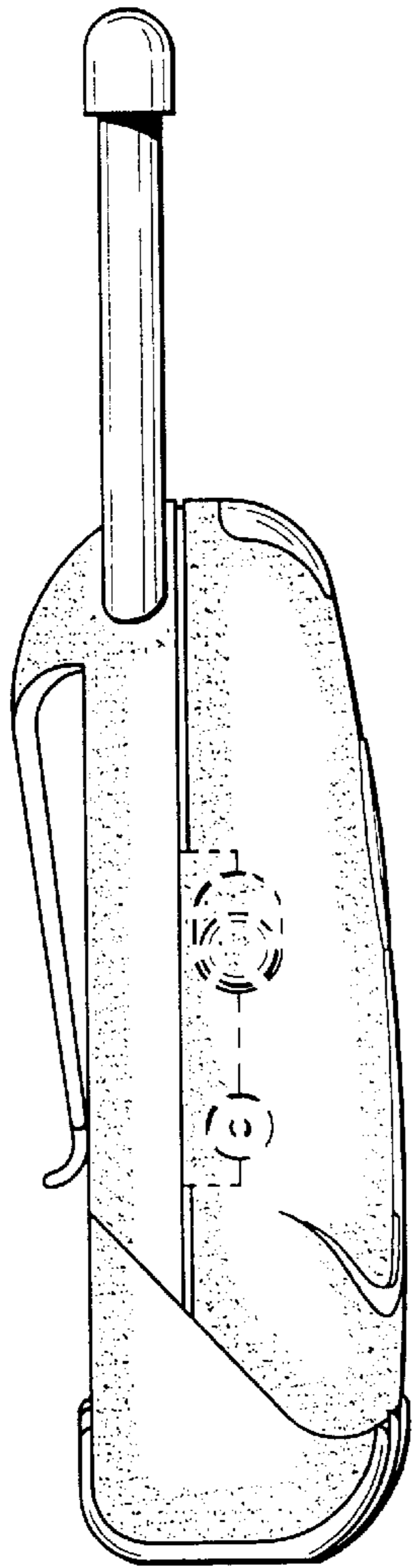


FIG. 4

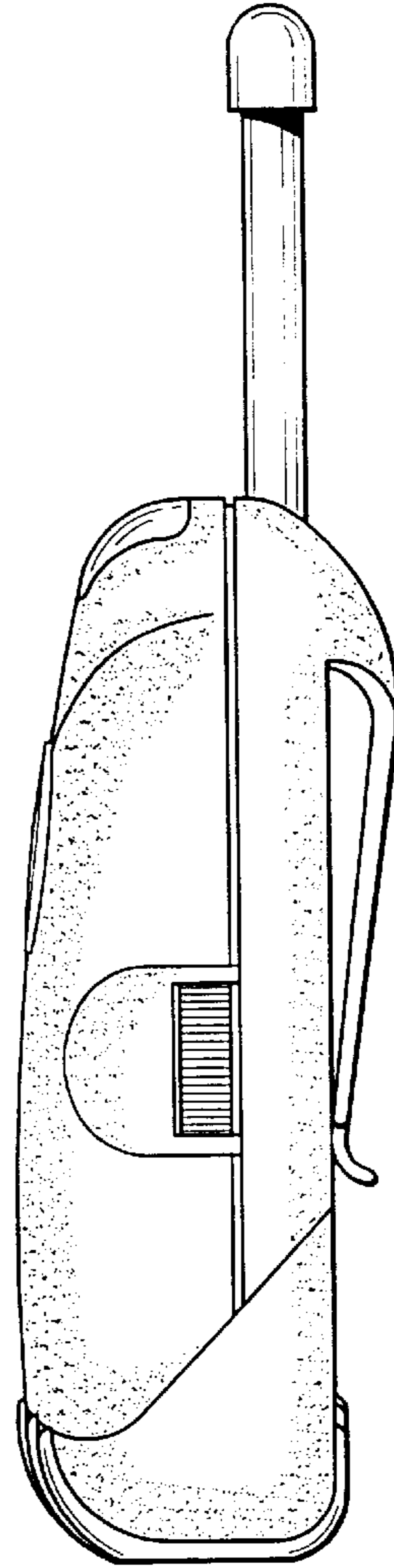


FIG. 5

FIG. 6

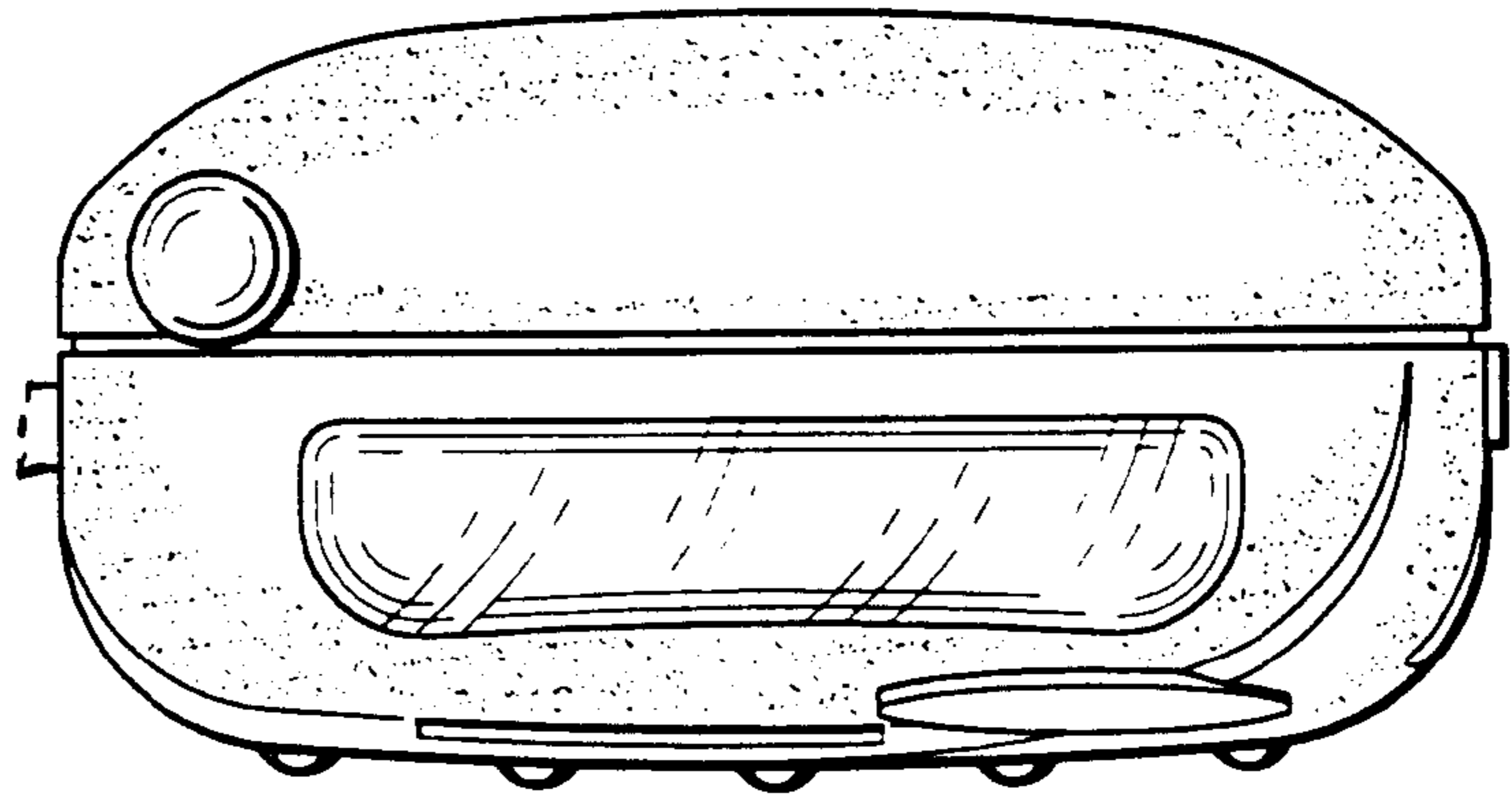


FIG. 7

