



US00D430043S

**United States Patent** [19]  
**Schopfer**

[11] **Patent Number: Des. 430,043**

[45] **Date of Patent: \*\* Aug. 29, 2000**

[54] **WATCH**

[75] Inventor: **Eddy Schopfer**, Gorgier, Switzerland

[73] Assignee: **Tag Heuer S.A.**, Marin, Switzerland

[\*\*] Term: **14 Years**

[21] Appl. No.: **29/112,306**

[22] Filed: **Oct. 13, 1999**

[30] **Foreign Application Priority Data**

Apr. 23, 1999 [CH] Switzerland ..... DMA/004511

[51] **LOC (7) Cl.** ..... **10-02**

[52] **U.S. Cl.** ..... **D10/39**

[58] **Field of Search** ..... D10/1-40, 122-132;  
368/280-282, 276-277, 285

[56] **References Cited**

**U.S. PATENT DOCUMENTS**

- D. 309,113 7/1990 Schoepfer ..... D10/32
- D. 359,916 7/1995 Iida ..... D10/32
- D. 363,029 10/1995 Magninat ..... D10/39

- D. 380,395 7/1997 Lassigne ..... D10/32
- D. 417,160 11/1999 Fedele ..... D10/32
- D. 417,403 12/1999 Fedele ..... D10/32

**OTHER PUBLICATIONS**

Tag Heuer S.A. Catalog, Chronometer & Automatic, p. 38, 1999, photographed by Peter Lindbergh.

*Primary Examiner*—Nelson C. Holtje  
*Attorney, Agent, or Firm*—Stroock & Stroock & Lavan LLP

[57] **CLAIM**

The ornamental design for a watch, as shown.


**DESCRIPTION**

FIG. 1 is a bottom, front and right-side perspective view of a watch in accordance with the invention; FIG. 2 is a front elevational view thereof; FIG. 3 is a rear elevational thereof; FIG. 4 is a top plan view thereof; FIG. 5 is a left side elevational view thereof; FIG. 6 is a right side elevational view thereof; and, FIG. 7 is a bottom plan view thereof.


**1 Claim, 2 Drawing Sheets**



*FIG. 1*





*FIG. 2*





*FIG. 3*

*FIG. 4*



*FIG. 5*

*FIG. 6*



*FIG. 7*