



US00D430041S

# United States Patent [19] Pequignet

[11] **Patent Number: Des. 430,041**

[45] **Date of Patent: \*\* Aug. 29, 2000**

[54] **COMBINED WATCH AND BRACELET DESIGN**

[75] Inventor: **Emile Pequignet**, Fournets Luisans, France

[73] Assignee: **Montres Pequignet SA**, France

[\*\*] Term: **14 Years**

[21] Appl. No.: **29/107,652**

[22] Filed: **Jul. 9, 1999**

[51] **LOC (7) Cl.** ..... **10-02**

[52] **U.S. Cl.** ..... **D10/32**

[58] **Field of Search** ..... D10/1-40, 122-132;  
D11/3-25; 63/1.1, 3, 5, 11; 368/276-277,  
280-282, 285

[56] **References Cited**

**U.S. PATENT DOCUMENTS**

- D. 295,386 4/1988 Miyama ..... D10/30
- D. 302,131 7/1989 Woomer ..... D10/39

- D. 310,335 9/1990 Wunderman ..... D10/32
- D. 326,418 5/1992 Rousseau ..... D10/30
- D. 361,728 8/1995 Bulgari ..... D10/39
- D. 361,946 9/1995 Bulgari ..... D10/39
- D. 399,435 10/1998 Gogniat ..... D10/39
- 5,363,351 11/1994 Carney ..... 368/282

*Primary Examiner*—Nelson C. Holtje  
*Attorney, Agent, or Firm*—McGlew and Tuttle, PC


[57] **CLAIM**

The ornamental design for a combined watch and bracelet design, as shown and described.


**DESCRIPTION**

FIG. 1 is a top view of my new combined watch and bracelet design;  
FIG. 2 is a bottom view thereof;  
FIG. 3 is a front, right, top perspective view thereof;  
FIG. 4 is a rear end view thereof;  
FIG. 5 is a right side view thereof;  
FIG. 6 is a front end view thereof; and,  
FIG. 7 is a left view thereof.


**1 Claim, 2 Drawing Sheets**







*Fig. 1*




*Fig. 2*



*Fig. 3*






*Fig. 4*



*Fig. 5*



*Fig. 6*



*Fig. 7*