



US00D430030S

**United States Patent** [19]  
**DuCorday**

[11] **Patent Number: Des. 430,030**

[45] **Date of Patent: \*\* Aug. 29, 2000**

[54] **COMBINED HOOK AND HANDLE FOR A BAG**

3,987,958 10/1976 Kamins et al. .... 383/15  
5,813,092 9/1998 Greenfield et al. .... 383/15 X

[76] Inventor: **Gerard M. DuCorday**, 10871 Thorley Rd., Santa Ana, Calif. 92705

*Primary Examiner*—Cathron B. Matta

[\*\*] Term: **14 Years**

[57] **CLAIM**

The ornamental design for a “combined hook and handle for a bag,” as shown and described.

[21] Appl. No.: **29/112,508**

**DESCRIPTION**

[22] Filed: **Oct. 18, 1999**

[51] **LOC (7) Cl.** ..... **09-07**

[52] **U.S. Cl.** ..... **D9/443**

[58] **Field of Search** ..... D9/434, 443; D3/327, D3/328; D6/315, 317, 318, 319, 326; D8/320; 383/12, 13, 15, 16, 22, 23, 24, 78, 81, 92

FIG. 1 is an exploded perspective view of a combined hook and handle for a bag showing my new design; FIG. 2 is a front elevational view of a combined hook and handle for a bag shown in the assembled position; FIG. 3 is a rear elevational view of FIG. 2; FIG. 4 is a left side elevational view of FIG. 2; FIG. 5 is a right side elevational view of FIG. 2; FIG. 6 is a top plan view of FIG. 2; FIG. 7 is bottom plan view of FIG. 2; and, FIG. 8 is an enlarged sectional view along line 8—8 of FIG. 2.

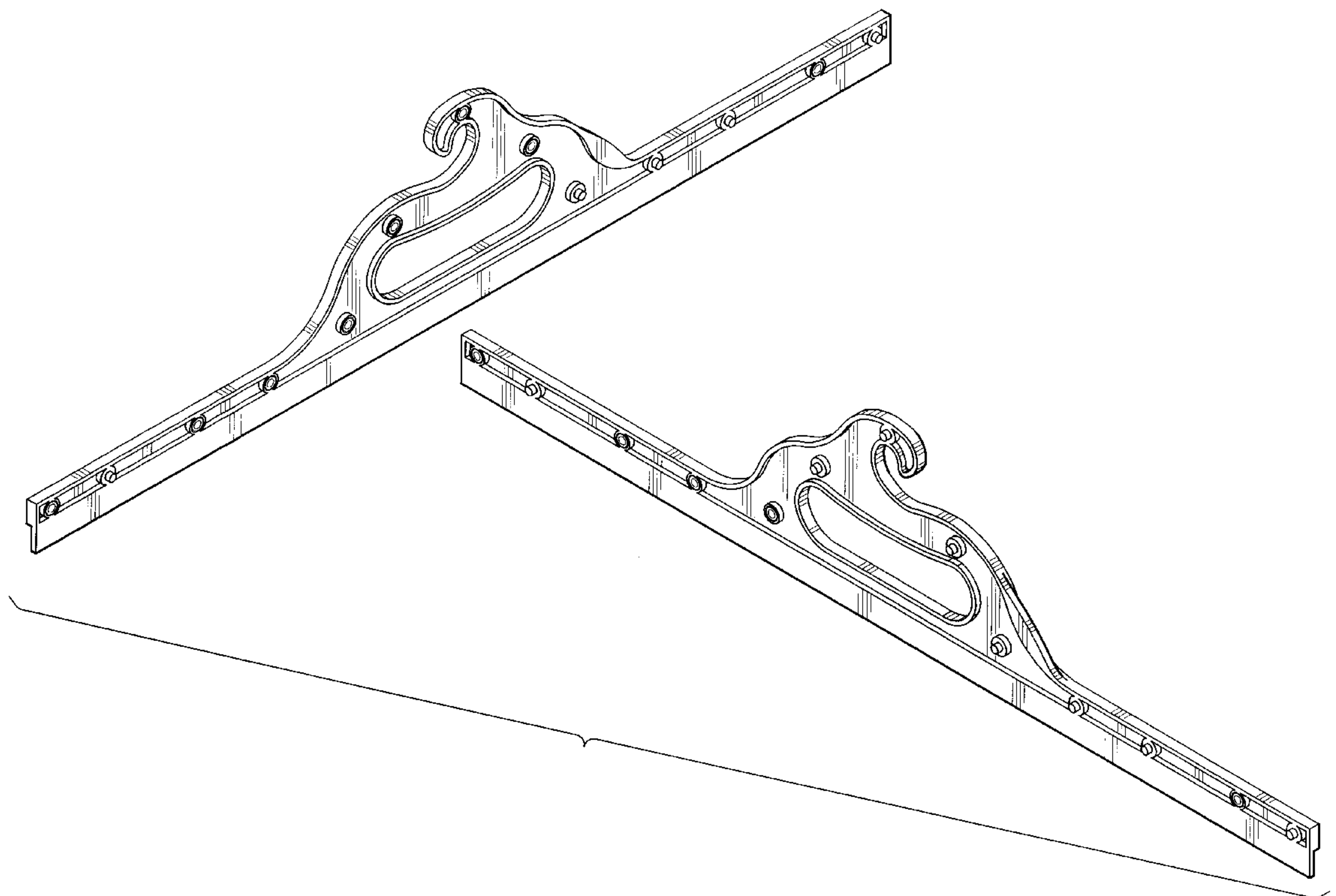
[56] **References Cited**

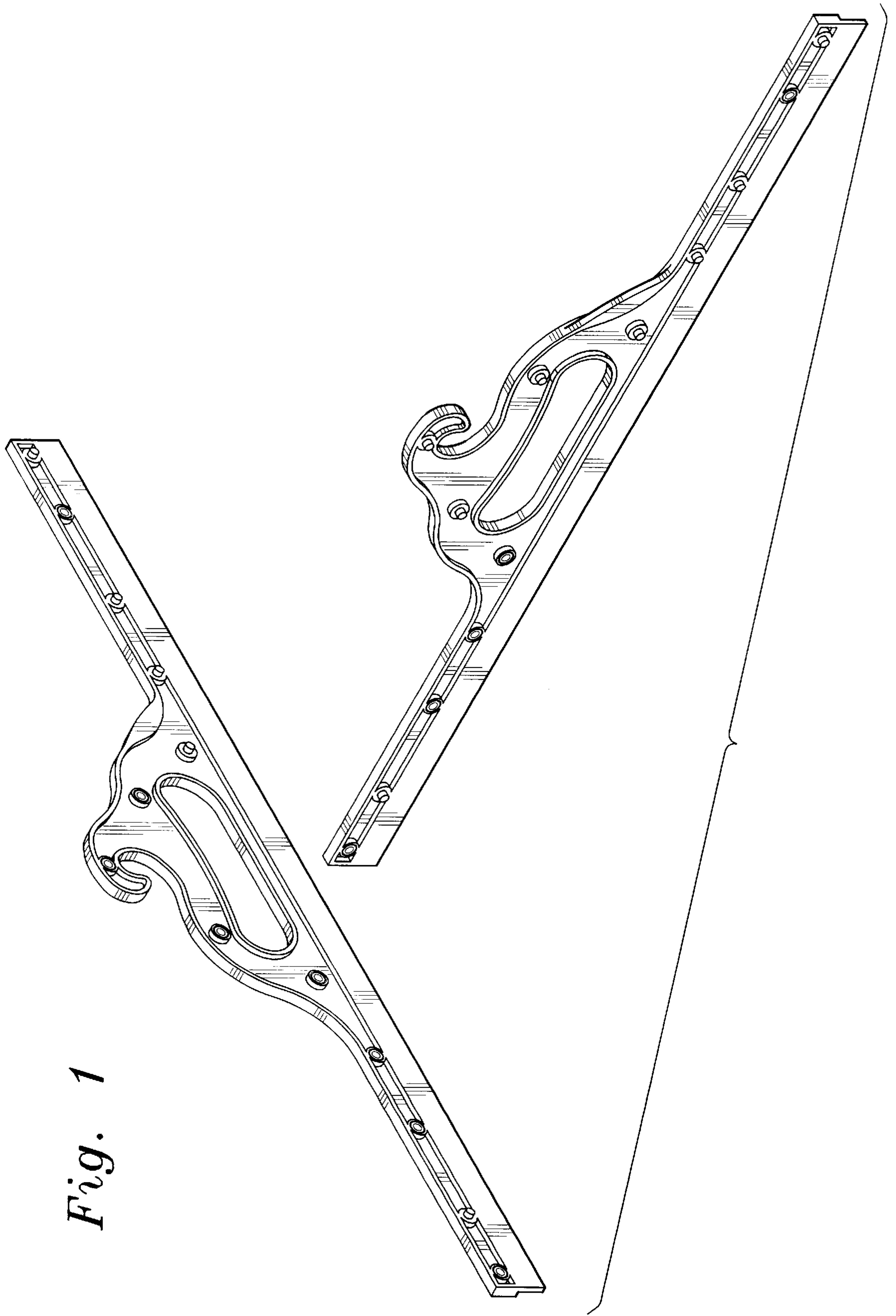
**U.S. PATENT DOCUMENTS**

D. 242,764 12/1976 Kamins ..... D9/434 X  
D. 412,116 7/1999 DuCorday ..... D9/443  
D. 415,683 10/1999 DuCorday ..... D9/443  
3,452,922 7/1969 Hart ..... 383/15

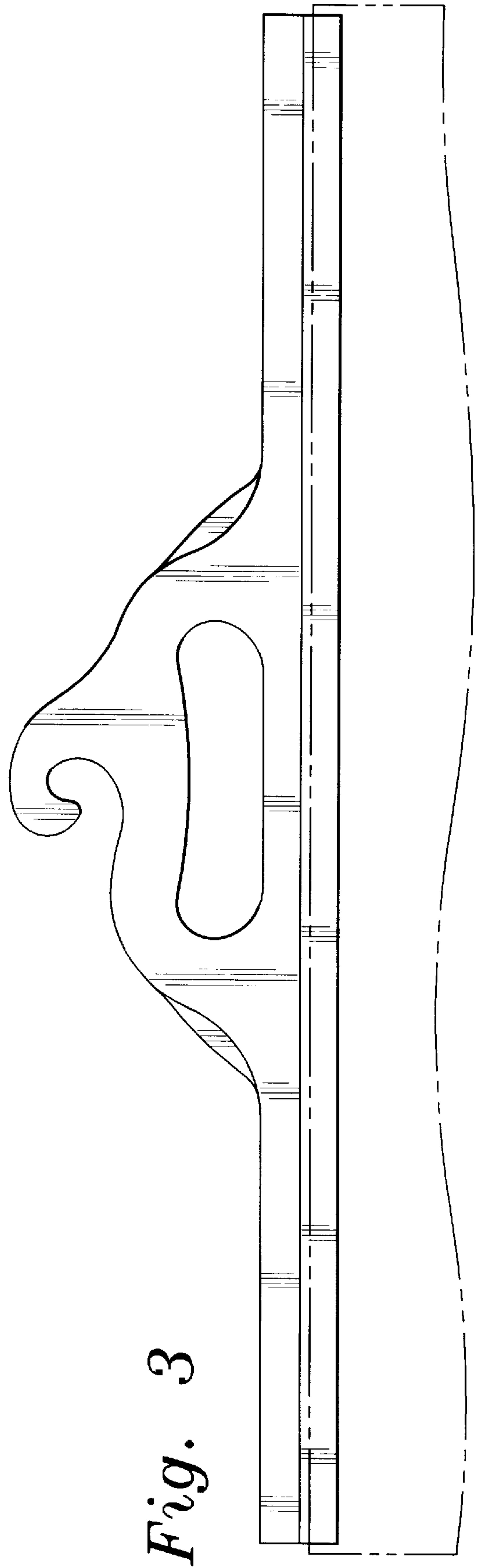
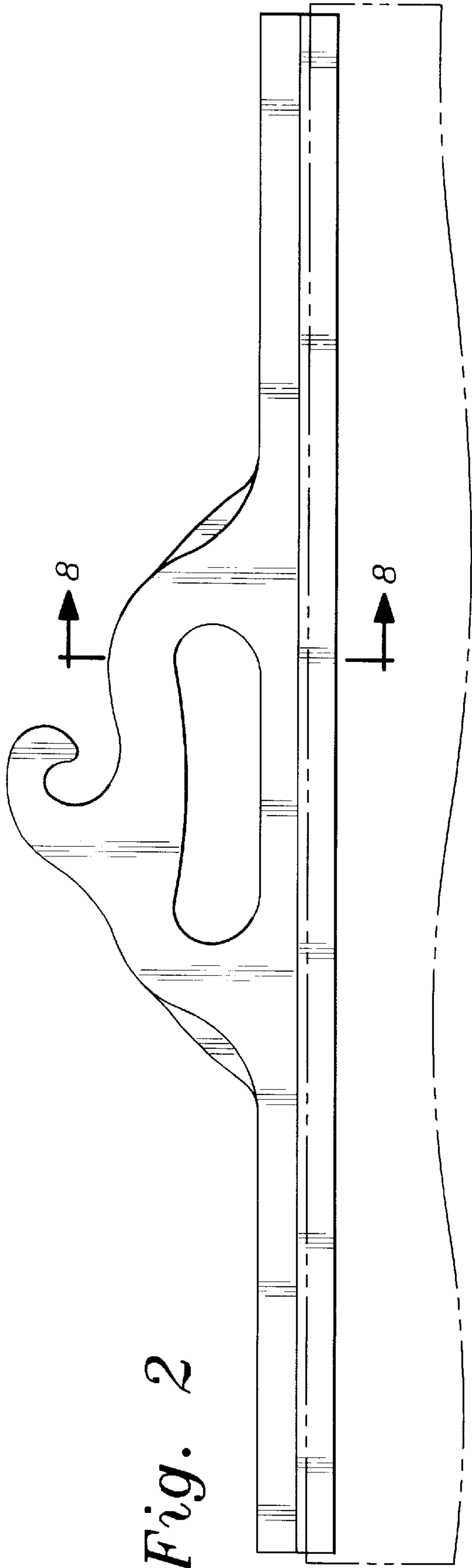
The bag is shown in broken lines for illustrative purposes only and forms no part of the claimed design.

**1 Claim, 3 Drawing Sheets**

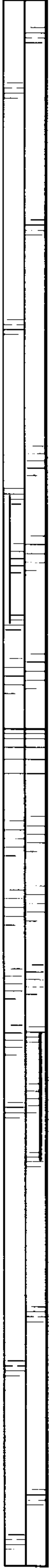




*Fig. 1*



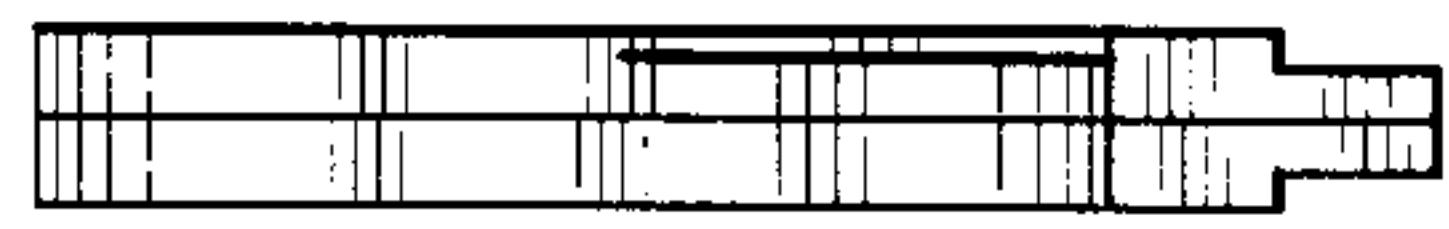
*Fig. 6*



*Fig. 7*



*Fig. 4*



*Fig. 5*



*Fig. 8*

