



US00D430028S

# United States Patent [19] Panansewicz

[11] Patent Number: Des. 430,028

[45] Date of Patent: \*\* Aug. 29, 2000

[54] ICE CREAM CONTAINER

[75] Inventor: Dale A. Panansewicz, Strongsville, Ohio

[73] Assignee: Creative Edge Design Group, Ltd., Canton, Ohio

[\*\*] Term: 14 Years

[21] Appl. No.: 29/114,459

[22] Filed: Nov. 26, 1999

### Related U.S. Application Data

[63] Continuation-in-part of application No. 29/093,891, Sep. 21, 1998, Pat. No. Des. 420,911, which is a continuation-in-part of application No. 09/118,246, Jul. 17, 1998.

[51] LOC (7) Cl. .... 09-03

[52] U.S. Cl. .... D9/432

[58] Field of Search ..... D7/629; D9/337-338, D9/341, 345, 424-425, 432, 445, 414, 430-431; 220/305, 792, 796, 802, 4.26

### [56] References Cited

#### U.S. PATENT DOCUMENTS

D. 217,338	4/1970	Britt	.....	D9/425
D. 229,654	12/1973	Croyle et al.	.....	D7/629
D. 241,703	10/1976	Ashton	.....	D7/629
D. 243,914	4/1977	Marubashi et al.	.....	D9/629
D. 250,987	2/1979	Stahel	.....	D7/629
D. 279,251	6/1985	Daenen	.....	D7/629

D. 368,657	4/1996	Newell	.....	D9/432
D. 369,282	4/1996	Arduini	.....	D7/629
3,056,525	10/1962	Deinert	.....	220/507
3,294,222	12/1966	Hodgson	.....	206/534.1
4,412,630	11/1983	Daenen	.....	D7/629
5,045,333	9/1991	Petrofsky et al.	.....	220/521
5,511,684	4/1996	Weaver, Jr.	.....	220/796

Primary Examiner—Ted Shooman  
Assistant Examiner—Carol Rademaker  
Attorney, Agent, or Firm—Vickers, Daniels & Young

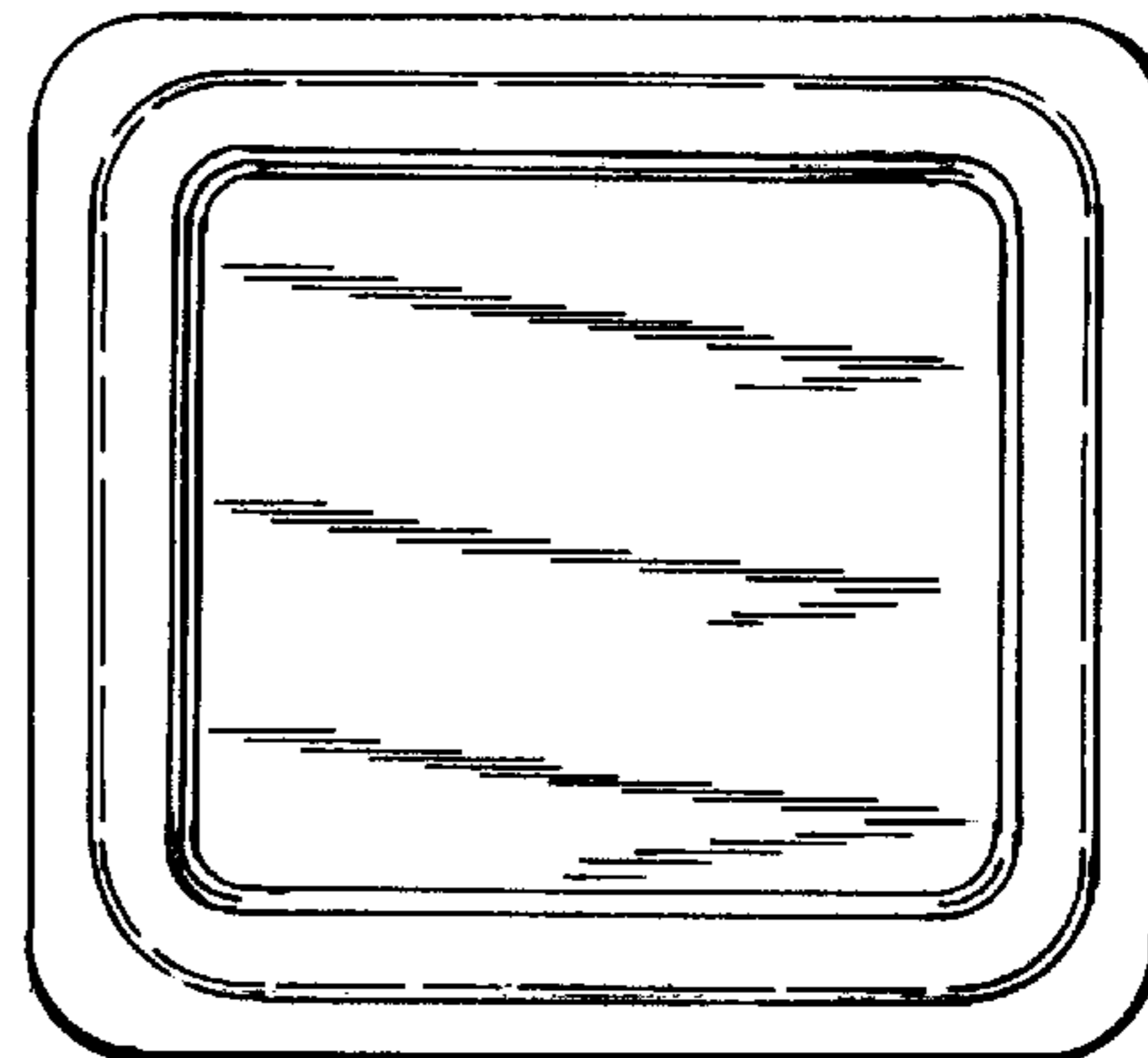

### [57] CLAIM

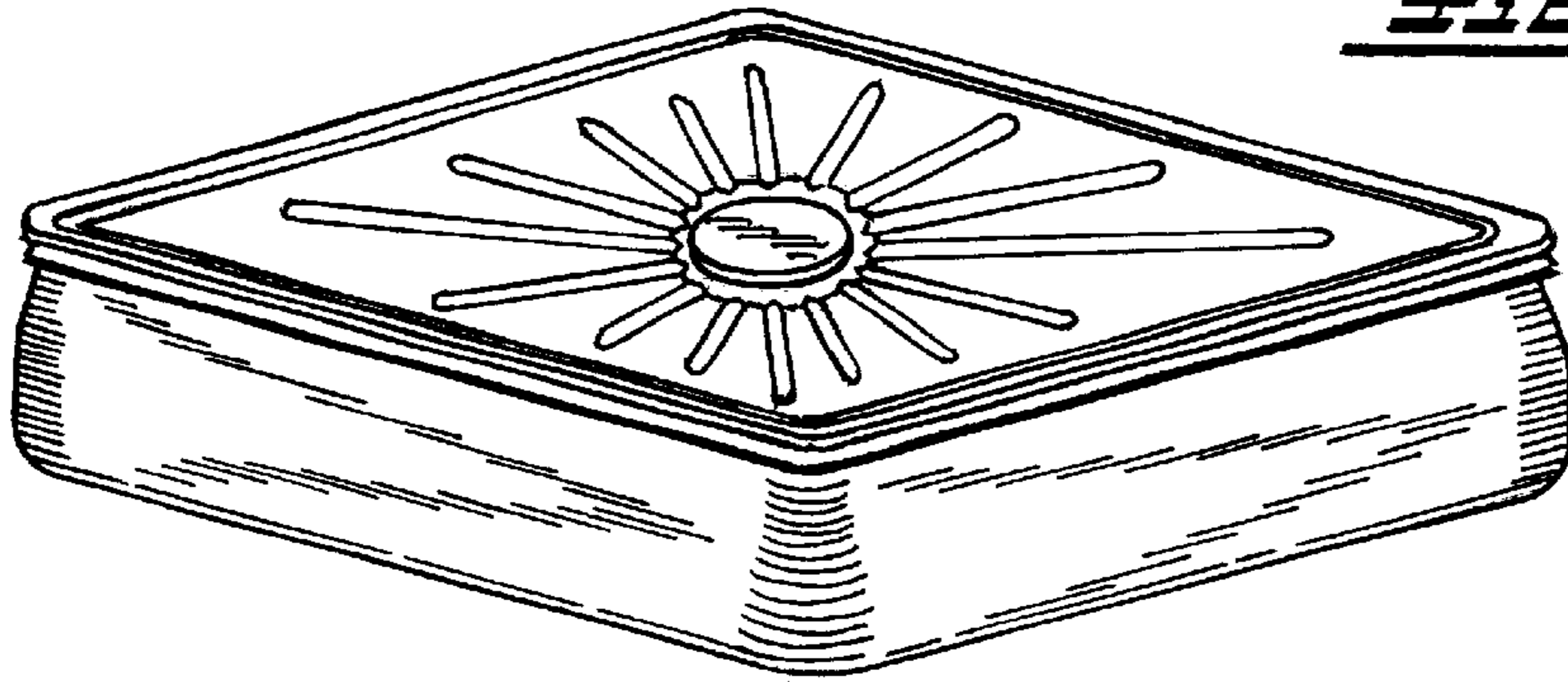
The ornamental design for ice cream container, as shown and described.

### DESCRIPTION


FIG. 1 is a perspective view of and ice cream container in accordance with the present invention;  
FIG. 2 is a left side view of the ice cream container thereof;  
FIG. 3 is a rear view of the ice cream container thereof;  
FIG. 4 is a top view of the ice cream container thereof;  
FIG. 5 is a bottom view of the ice cream container thereof;  
FIG. 6 is a perspective view of a second embodiment of the ice cream container of FIG. 1;  
FIG. 7 is a left side view of the ice cream container of FIG. 6;  
FIG. 8 is a rear view of the ice cream container of FIG. 6;  
FIG. 9 is a top view of the ice cream container of FIG. 6;  
and,  
FIG. 10 is a bottom view of the ice cream container of FIG. 6.

1 Claim, 2 Drawing Sheets







**FIG. 1**



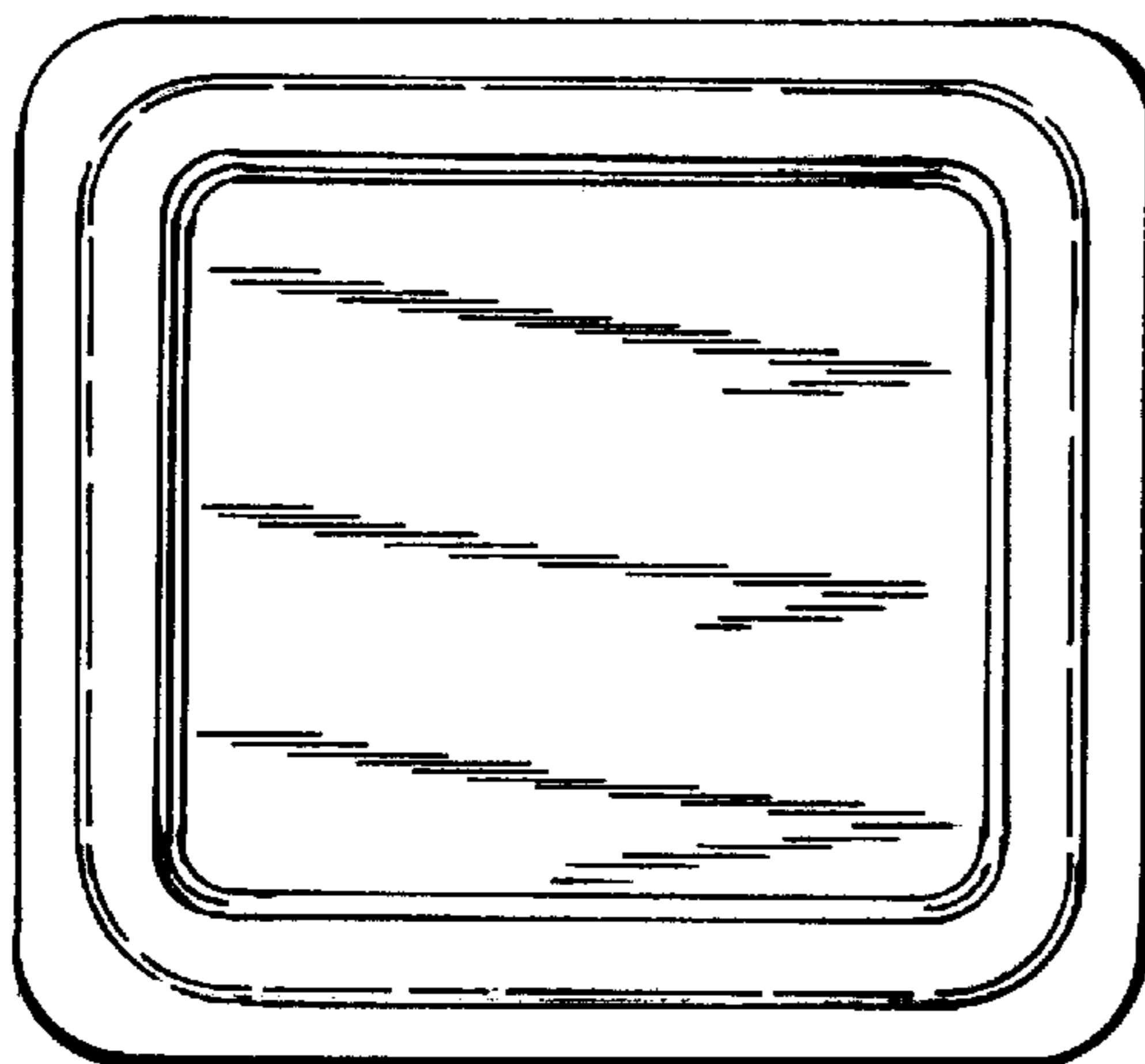
**FIG. 4**



**FIG. 2**



**FIG. 3**



**FIG. 5**

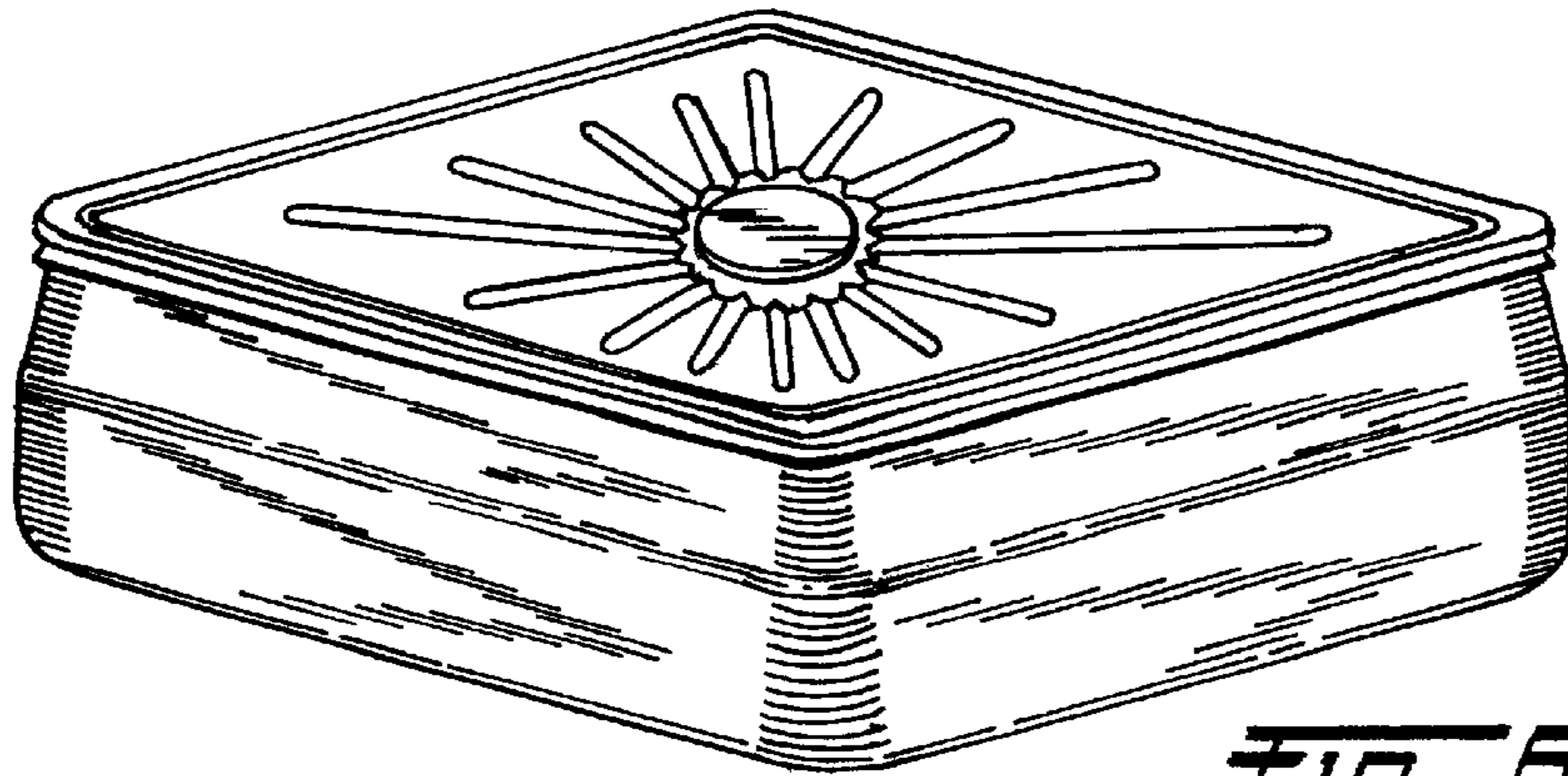


FIG. 6




FIG. 9




FIG. 7




FIG. 8

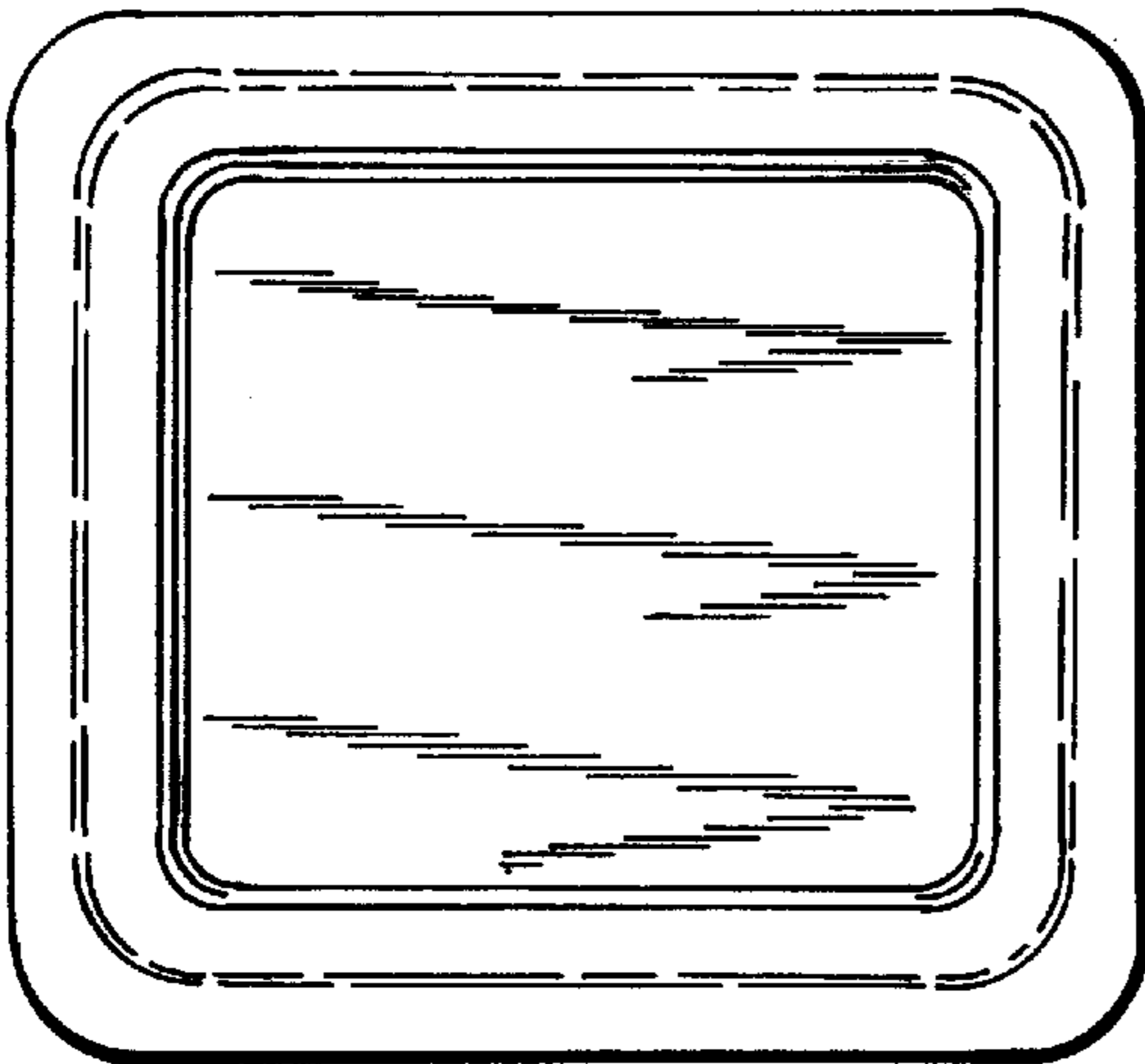


FIG. 10