



US00D430002S

United States Patent [19]
Graves et al.

[11] **Patent Number: Des. 430,002**

[45] **Date of Patent: ** Aug. 29, 2000**

[54] **FINIAL**

D. 78,063 3/1929 Villaret D26/154

[75] Inventors: **Brain Graves; Zhiwei Xu**, both of San Diego, Calif.

Primary Examiner—Holly Baynham
Attorney, Agent, or Firm—Dobrusin Darden Thennisch Law Firm PLLC

[73] Assignee: **Beme International LLC**, San Diego, Calif.

[57] **CLAIM**

[**] Term: **14 Years**

The ornamental design for a finial, as shown.

[21] Appl. No.: **29/109,580**

DESCRIPTION

[22] Filed: **Aug. 18, 1999**

FIG. 1 shows a perspective view of a finial incorporating our design.

[51] **LOC (7) Cl.** **08-05**

FIG. 2 shows a bottom plan view of the finial shown in FIG. 1, the top view being identical to the bottom view.

[52] **U.S. Cl.** **D8/378**

FIG. 3 shows a left side elevational view of the finial shown in FIG. 1.

[58] **Field of Search** D8/378; D26/154; 428/28

FIG. 4 shows a right side elevational view of the finial shown in FIG. 1; and,

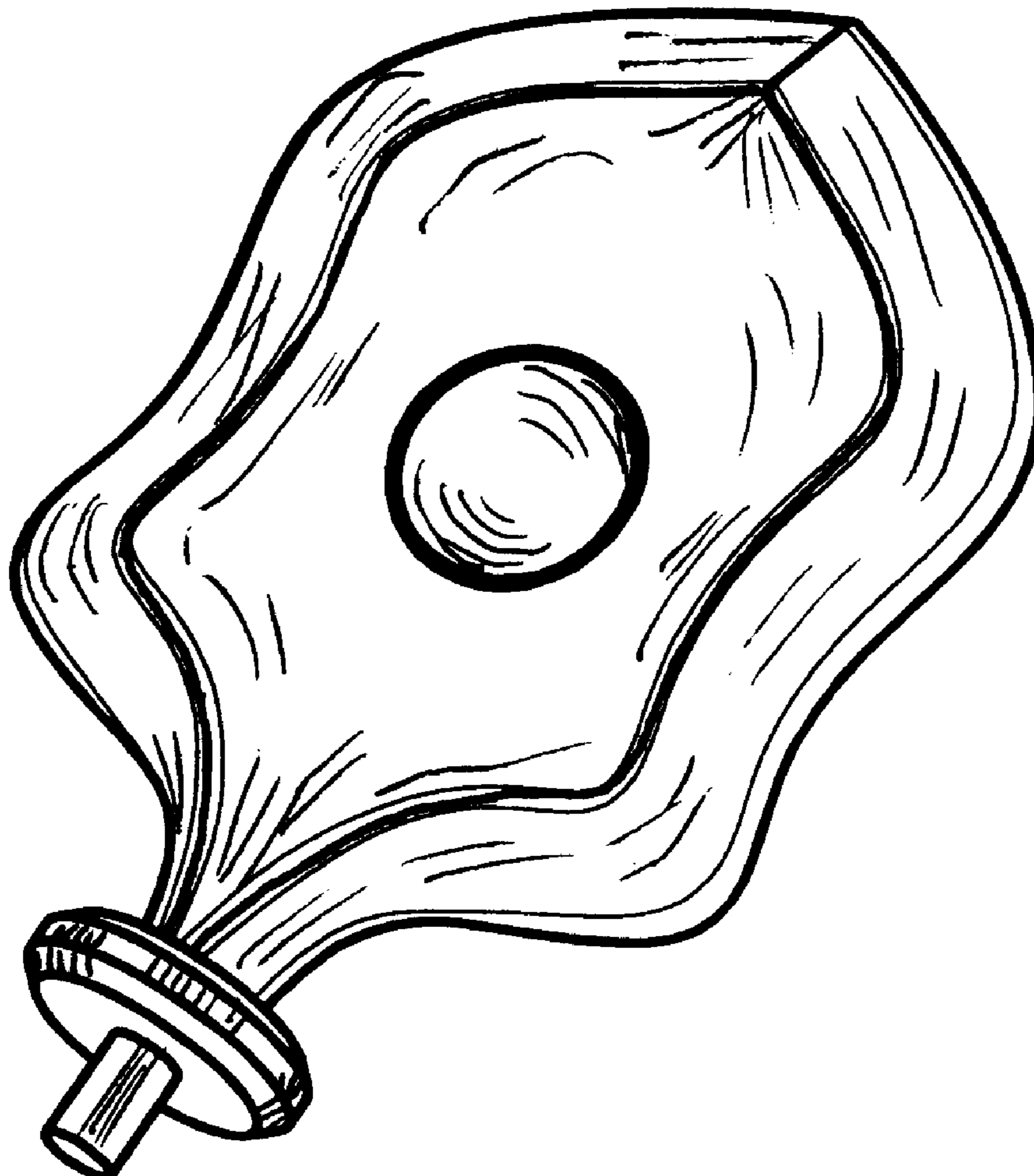
[56] **References Cited**

FIG. 5 shows a front elevational view of the finial shown in FIG. 1, the rear elevational view being the mirror image of the front view.

U.S. PATENT DOCUMENTS

- D. 73,356 8/1927 Yokel D26/154
- D. 74,256 1/1928 Cantor D26/154 X

1 Claim, 1 Drawing Sheet



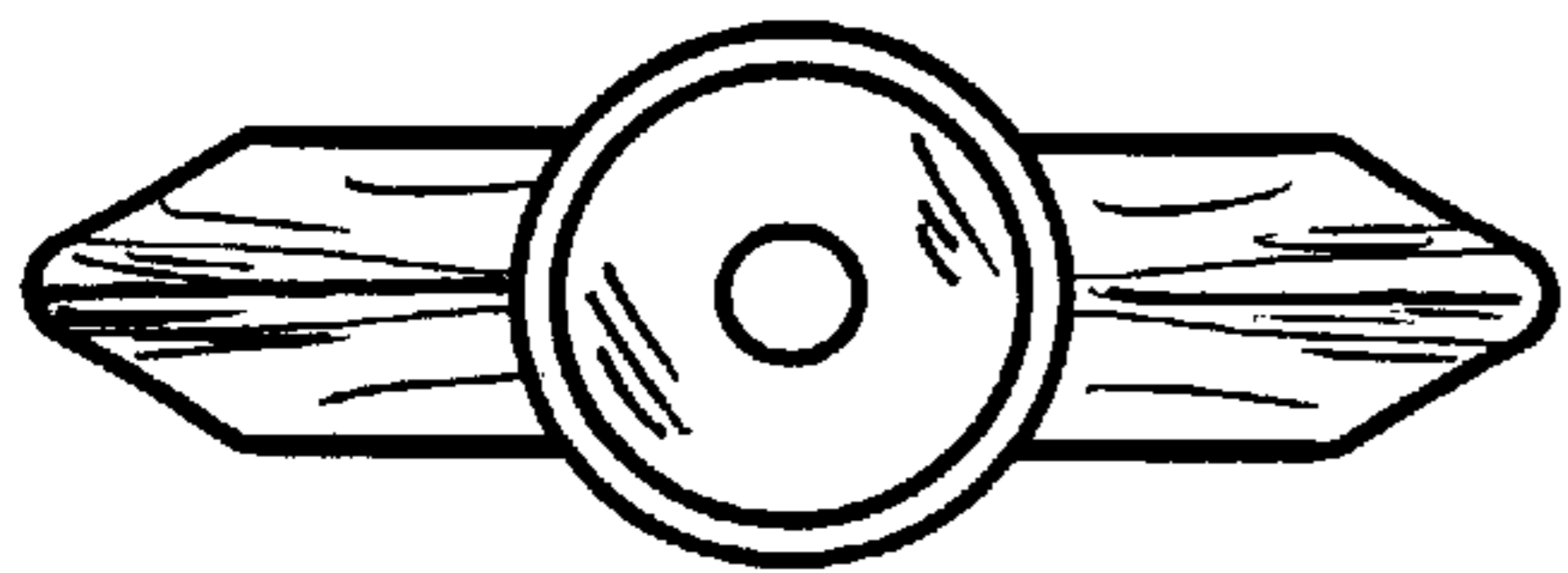


FIG. 3




FIG. 5




FIG. 4

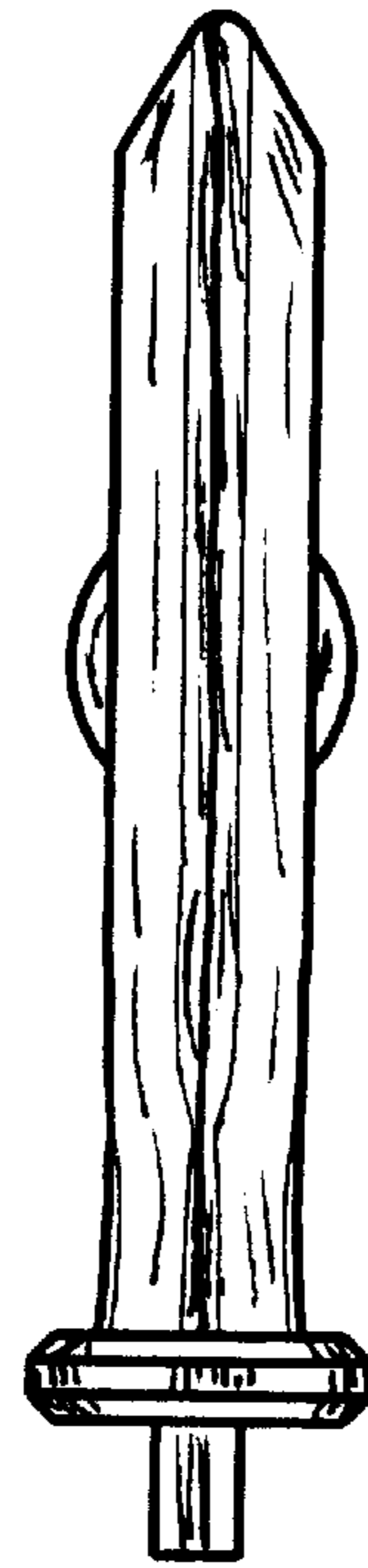


FIG. 2




FIG. 1