



US00D429977S

United States Patent [19] Claxton

[11] **Patent Number: Des. 429,977**

[45] **Date of Patent: ** Aug. 29, 2000**

[54] **GROUND PENETRATING IMPLEMENT**

5,788,299 8/1998 Wilkinson 294/51
5,791,706 8/1998 Dolci 294/51
5,816,632 10/1998 Baldacci 294/51

[75] Inventor: **John Michael Claxton**, Norwich,
United Kingdom

Primary Examiner—Robin V. Taylor
Attorney, Agent, or Firm—Galgano & Burke

[73] Assignee: **Digby UK Limited**, United Kingdom

[**] Term: **14 Years**

[57] **CLAIM**

[21] Appl. No.: **29/110,275**

The ornamental design for a ground penetrating implement,
as shown and described.

[22] Filed: **Sep. 2, 1999**

DESCRIPTION

[51] **LOC (7) Cl.** **08-01**

[52] **U.S. Cl.** **D8/13**

[58] **Field of Search** D8/1, 10, 13; 294/49,
294/50, 51, 55.5, 60

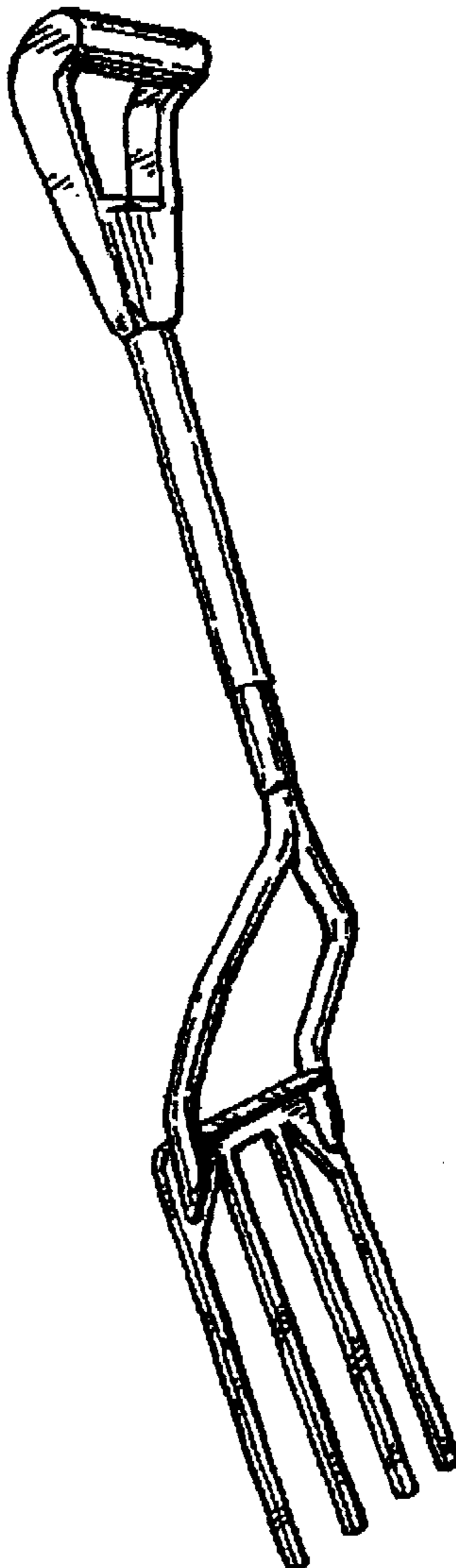
FIG. 1 is a front elevational view of a ground penetrating
implement showing my new design,
FIG. 2 is a side elevational view thereof, the opposite side
being a mirror image thereof;
FIG. 3 is a rear elevational side view thereof;
FIG. 4 is a top view thereof;
FIG. 5 is a bottom view thereof; and,
FIG. 6 is a perspective view thereof.

[56] **References Cited**

U.S. PATENT DOCUMENTS

337,602 3/1886 McBride 294/49
D. 388,668 1/1998 Rich et al. D8/10
D. 398,203 9/1998 Naccarato et al. D8/13

1 Claim, 2 Drawing Sheets



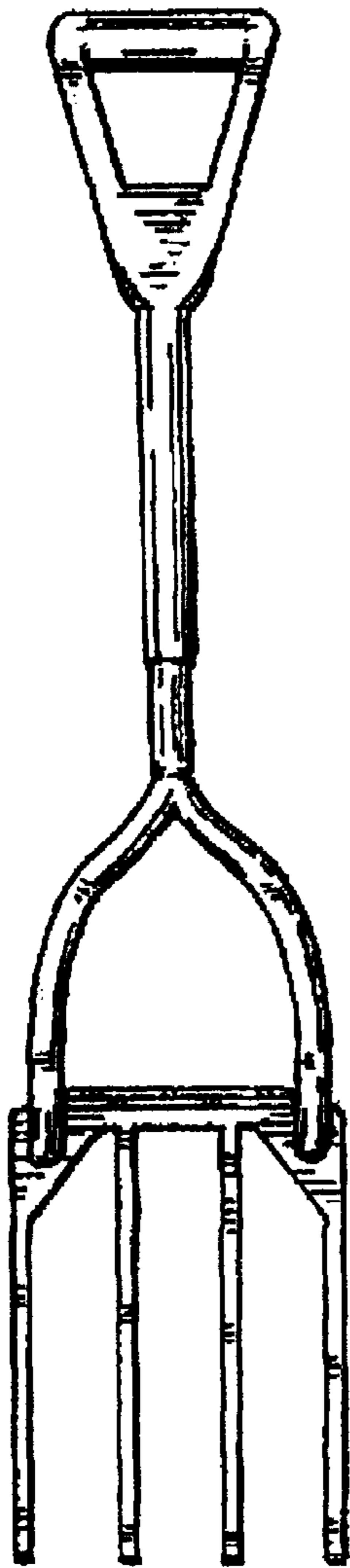


Fig. 1



Fig. 2

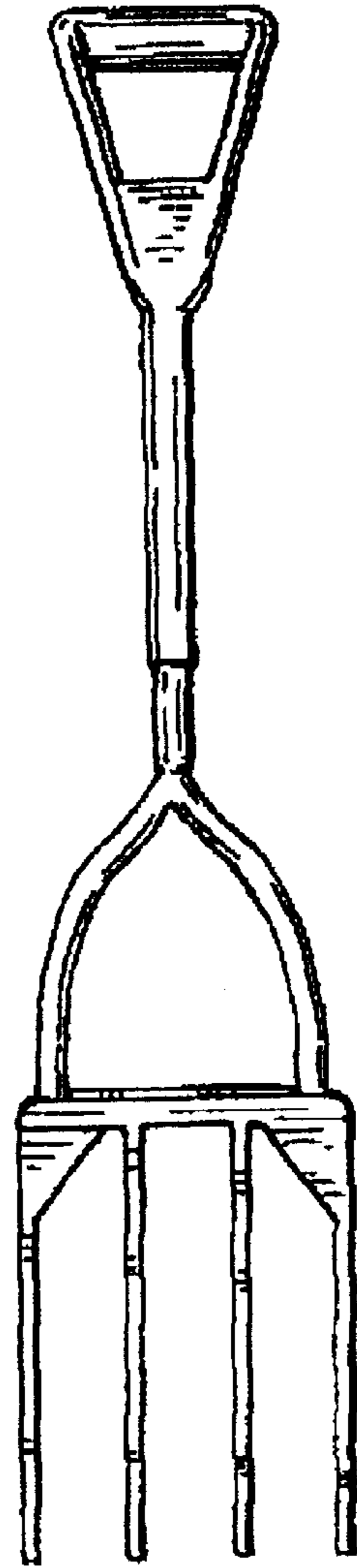


Fig. 3




Fig. 4




Fig. 5

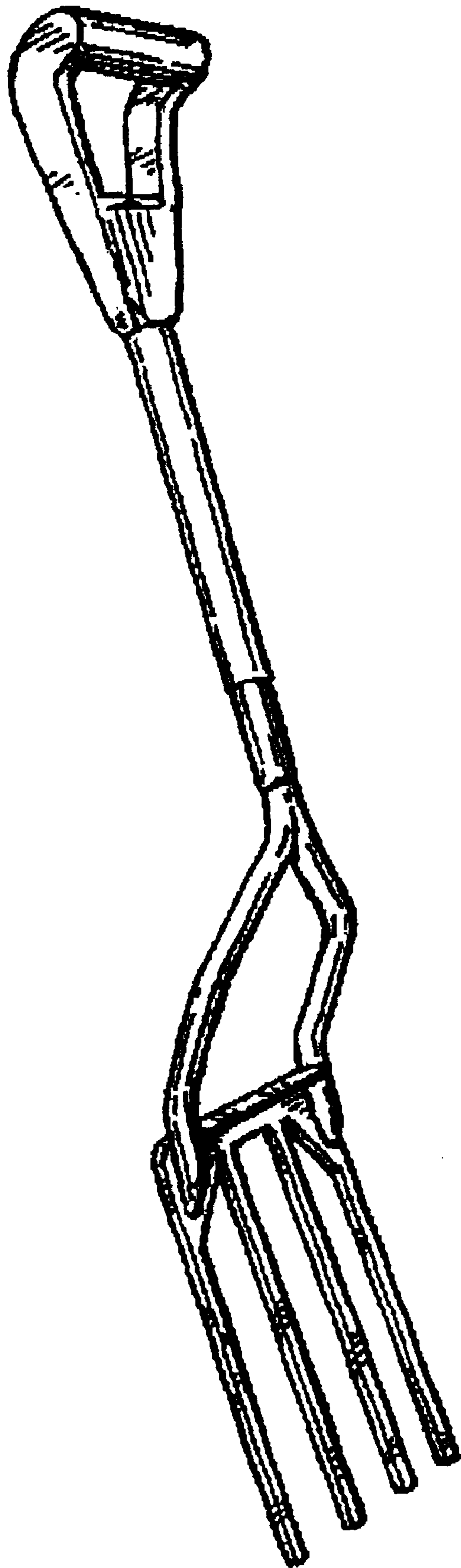


Fig. 6