



US00D429976S

# United States Patent [19]

Lazar

[11] **Patent Number: Des. 429,976**

[45] **Date of Patent: \*\* Aug. 29, 2000**

[54] **PLANT TIE**

[75] Inventor: **Joshua Lazar**, NDG, Canada

[73] Assignee: **Filterco Enterprises Inc.**, Montreal, Canada

[\*\*] Term: **14 Years**

[21] Appl. No.: **29/098,555**

[22] Filed: **Dec. 30, 1998**

[30] **Foreign Application Priority Data**

Jul. 10, 1998 [CA] Canada ..... 1998-1654

[51] **LOC (7) Cl.** ..... **08-01**

[52] **U.S. Cl.** ..... **D8/1**

[58] **Field of Search** ..... D8/1; 24/16 PB, 24/16 R, 17 AP, 129 D; 47/42; D28/41; D20/26, 28; 40/1.5-1.6, 299-301, 316

[56] **References Cited**

**U.S. PATENT DOCUMENTS**

409,001 8/1889 Ashworth ..... D28/41  
2,314,779 3/1943 Fuhrmann ..... 24/16 PB

2,680,272 6/1954 Radtke ..... 24/16 PB  
2,845,670 8/1958 Brown et al. .... 24/16 R  
3,026,587 3/1962 Spencer ..... 24/16 PB  
3,131,444 5/1964 Manning ..... 24/27  
3,226,882 1/1966 Lichtenthaler ..... 47/42

*Primary Examiner*—Holly Baynham  
*Attorney, Agent, or Firm*—Swabey Ogilvy Renaul; Kevin P. Murphy


[57] **CLAIM**

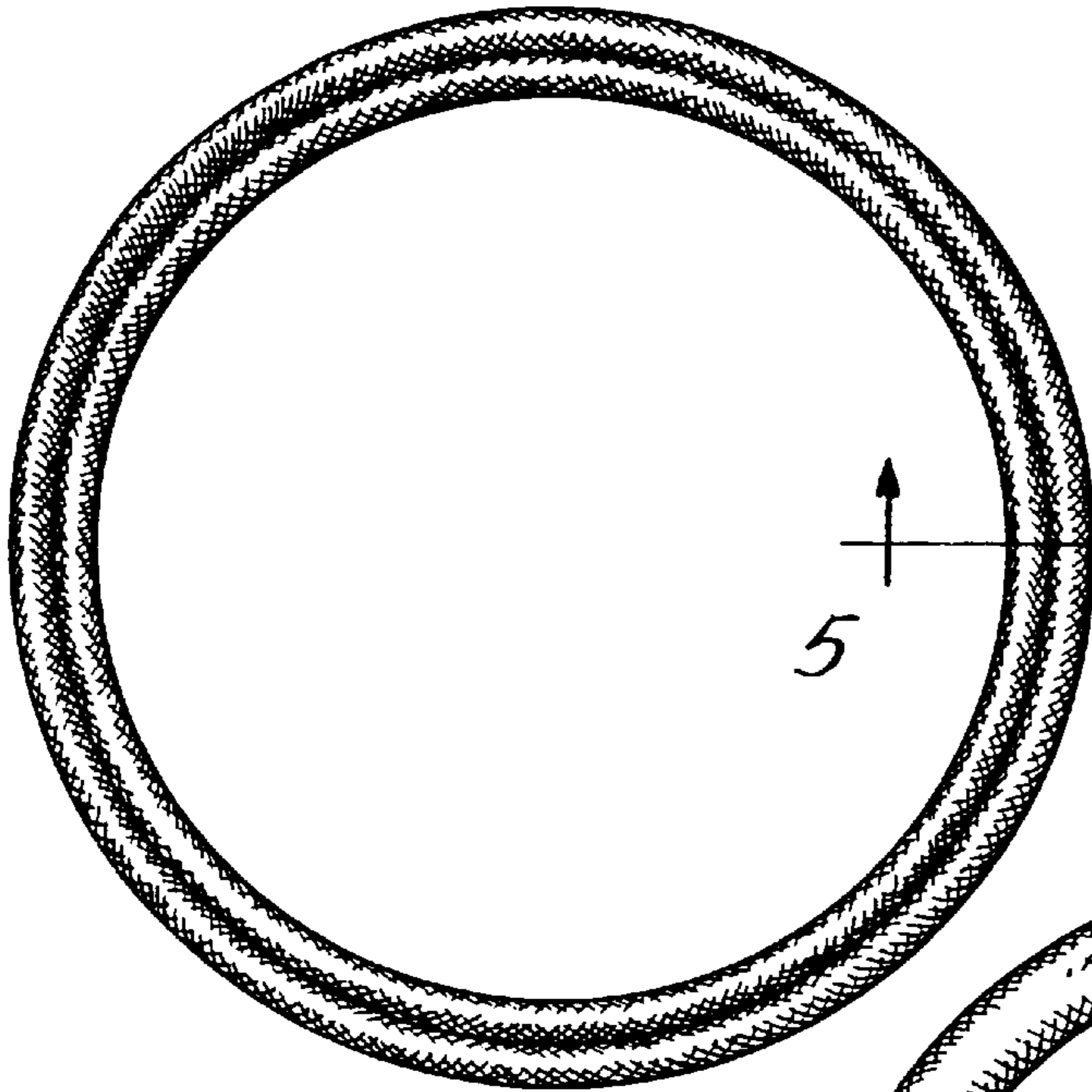
The ornamental design for a plant tie, as shown and described.

**DESCRIPTION**

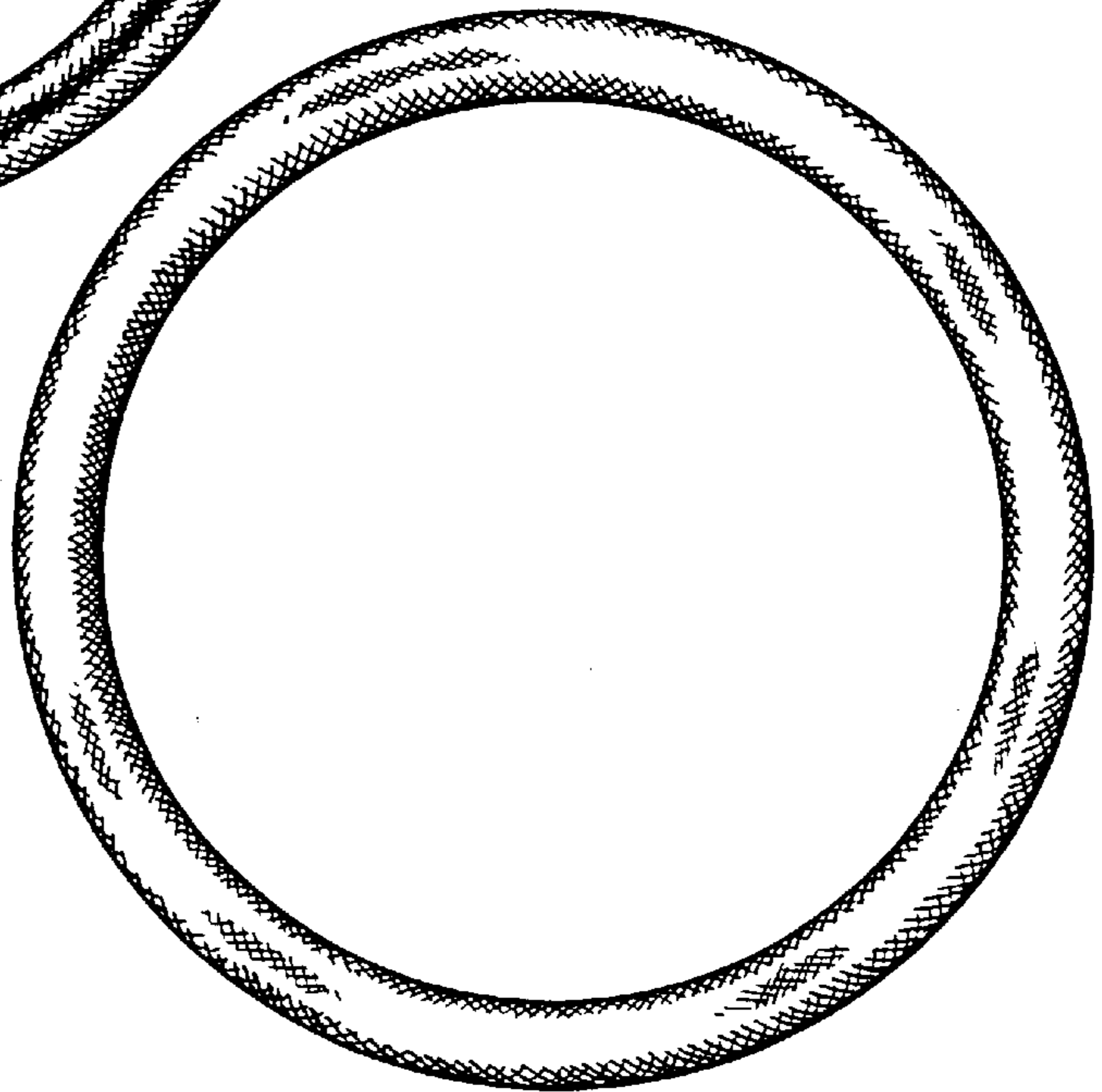
FIG. 1 is a plan view of the plant tie from a first side; FIG. 2 is a plan view from a second side opposite to the first side thereof; FIG. 3 is an end view thereof; FIG. 4 is a perspective view thereof; FIG. 5 is a cross-section on line 5—5 of FIG. 1; and, FIG. 6 is an environmental sectional view of a plant tie showing the article in use. The broken line showing of a partial plant is for illustrative purposes only and forms no part of the claimed design.

**1 Claim, 2 Drawing Sheets**







*Fig. 1*



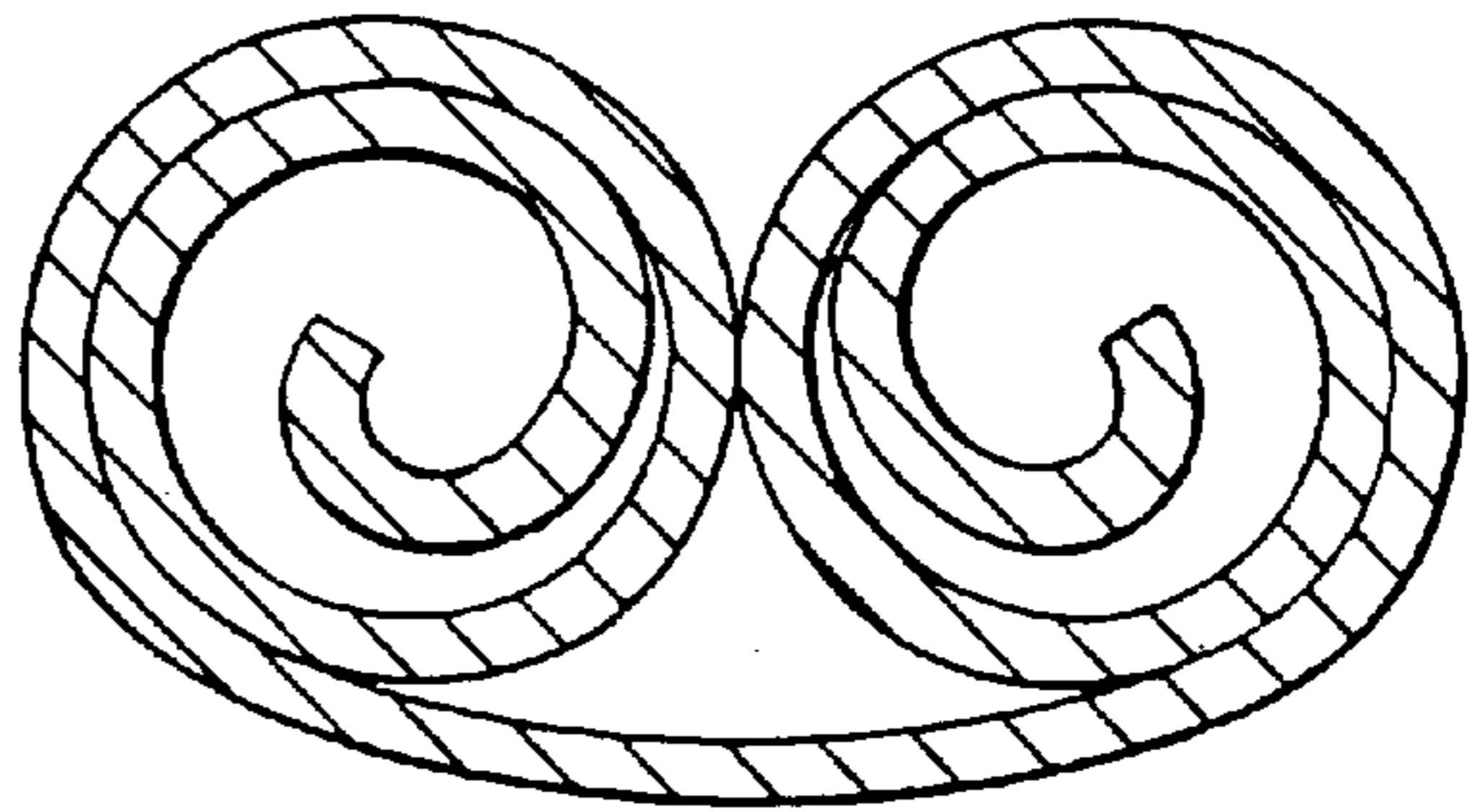
*Fig. 2*



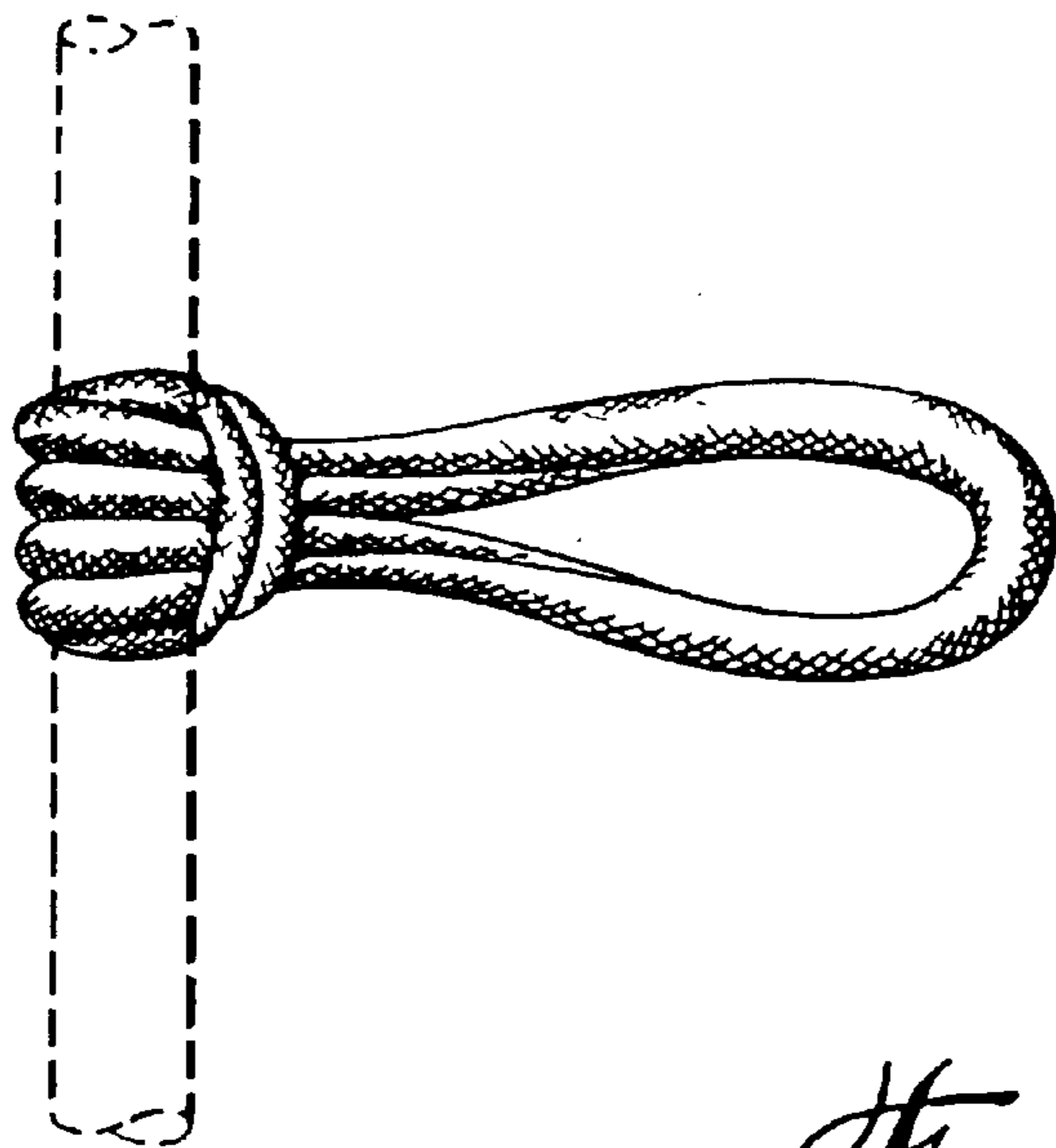
*Fig. 3*



*Fig. 4*



*Fig. 5*



*Fig. 6*