



US00D429973S

United States Patent [19] Handelsman

[11] **Patent Number: Des. 429,973**

[45] **Date of Patent: ** Aug. 29, 2000**

[54] **THERMOFORK**

5,983,783 11/1999 Archard et al. 30/322 X

[75] Inventor: **Steve Handelsman**, Taipei, Taiwan

Primary Examiner—Terry A. Wallace
Attorney, Agent, or Firm—Cobrin & Gittes

[73] Assignee: **Atico International USA, Inc.**, Ft. Lauderdale, Fla.

[57] **CLAIM**

[**] Term: **14 Years**

The ornamental design for a thermofork, as shown and described.

[21] Appl. No.: **29/115,121**

DESCRIPTION

[22] Filed: **Dec. 8, 1999**

[51] **LOC (7) Cl.** **07-06**

[52] **U.S. Cl.** **D7/684; D10/57**

[58] **Field of Search** D7/683, 684; D10/53, D10/57; 30/129, 142, 147, 148, 150, 322, 323; 374/141, 155, 208–210; 99/342, 419, 421 A

FIG. 1 is a top, front and right side perspective view of a thermofork in accordance with our invention;

FIG. 2 is a top plan view thereof;

FIG. 3 is a front view thereof;

FIG. 4 is a right side view thereof that is identical/symmetrical to the left side thereof;

FIG. 5 is a rear view thereof; and,

FIG. 6 is a bottom plan view thereof.

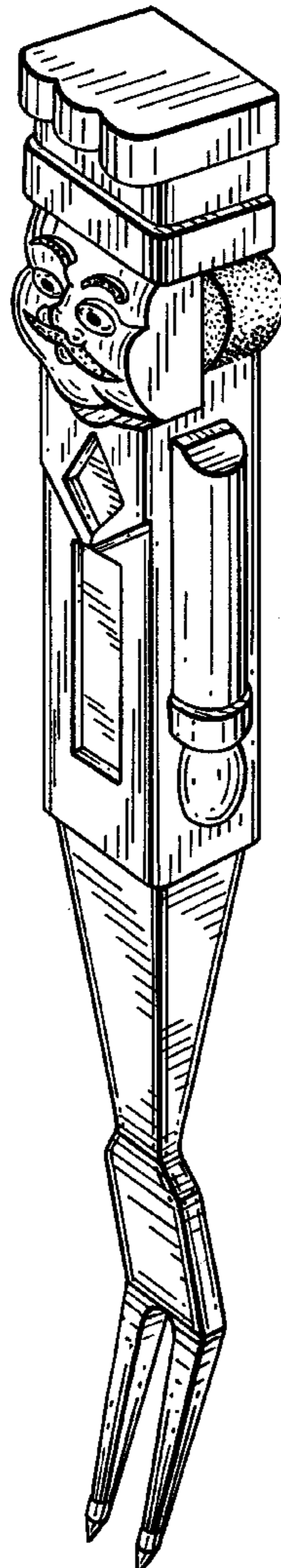
That which is depicted in solid lines in the drawing represents the claimed invention and that which is depicted in broken lines forms no part of the claimed invention.

[56] **References Cited**

U.S. PATENT DOCUMENTS

- D. 184,333 2/1959 Bergsron D7/300.2
- D. 405,705 2/1999 Norcross D10/57

1 Claim, 3 Drawing Sheets



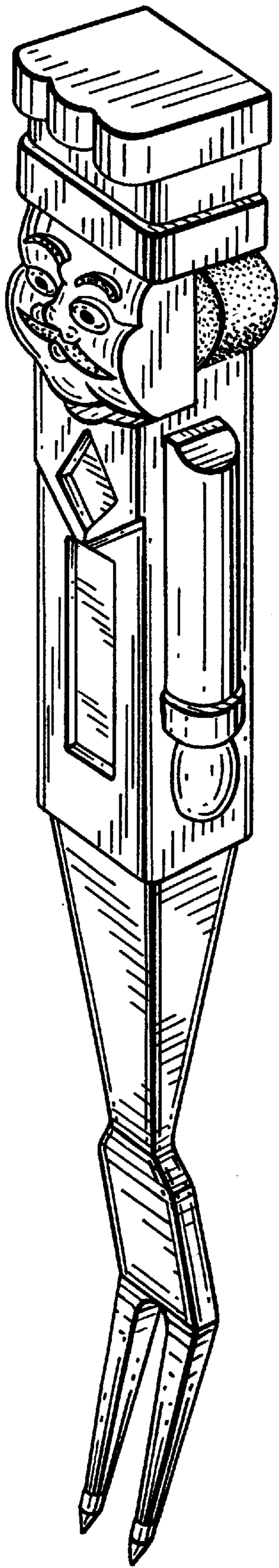


FIG. 1




FIG. 2

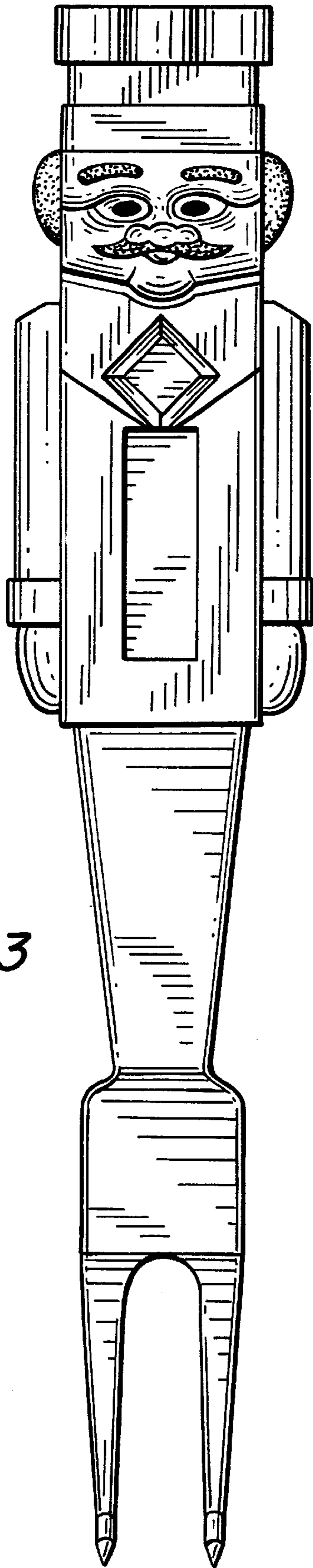


FIG. 3




FIG. 4

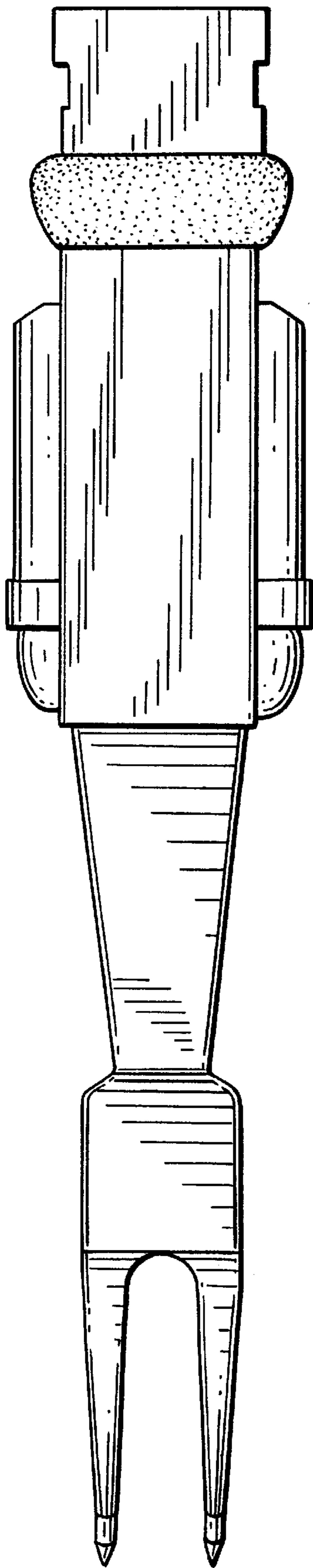


FIG. 5




FIG. 6