



US00D429951S

United States Patent [19] Kerman

[11] **Patent Number: Des. 429,951**

[45] **Date of Patent: ** Aug. 29, 2000**

[54] **HANDLE FOR A UTENSIL**

[75] Inventor: **Staci Lynn Kerman**, Holland, Ohio

[73] Assignee: **Libbey Glass Inc.**, Toledo, Ohio

[**] Term: **14 Years**

[21] Appl. No.: **29/114,830**

[22] Filed: **Dec. 2, 1999**

[51] **LOC (7) Cl.** **07-03**

[52] **U.S. Cl.** **D7/401.2**

[58] **Field of Search** D7/642, 645, 649,
D7/650, 652, 653, 662-664, 401.2; D8/107;
30/147-150, 322, 324, 329, 340, 342, 345

[56] **References Cited**

U.S. PATENT DOCUMENTS

D. 100,848	8/1936	Braun	D7/653
D. 101,860	11/1936	Ebeling	D7/653
D. 201,301	6/1965	Erenhouse	D7/653
D. 323,957	2/1992	Bouilhet	D7/653

D. 391,454	3/1998	Iacovelli	D7/653
2,853,779	9/1958	Lordo	30/324

Primary Examiner—Caron D. Veynar
Attorney, Agent, or Firm—Emch, Schaffer, Schaub & Porcello, Co., L.P.A.

[57] **CLAIM**

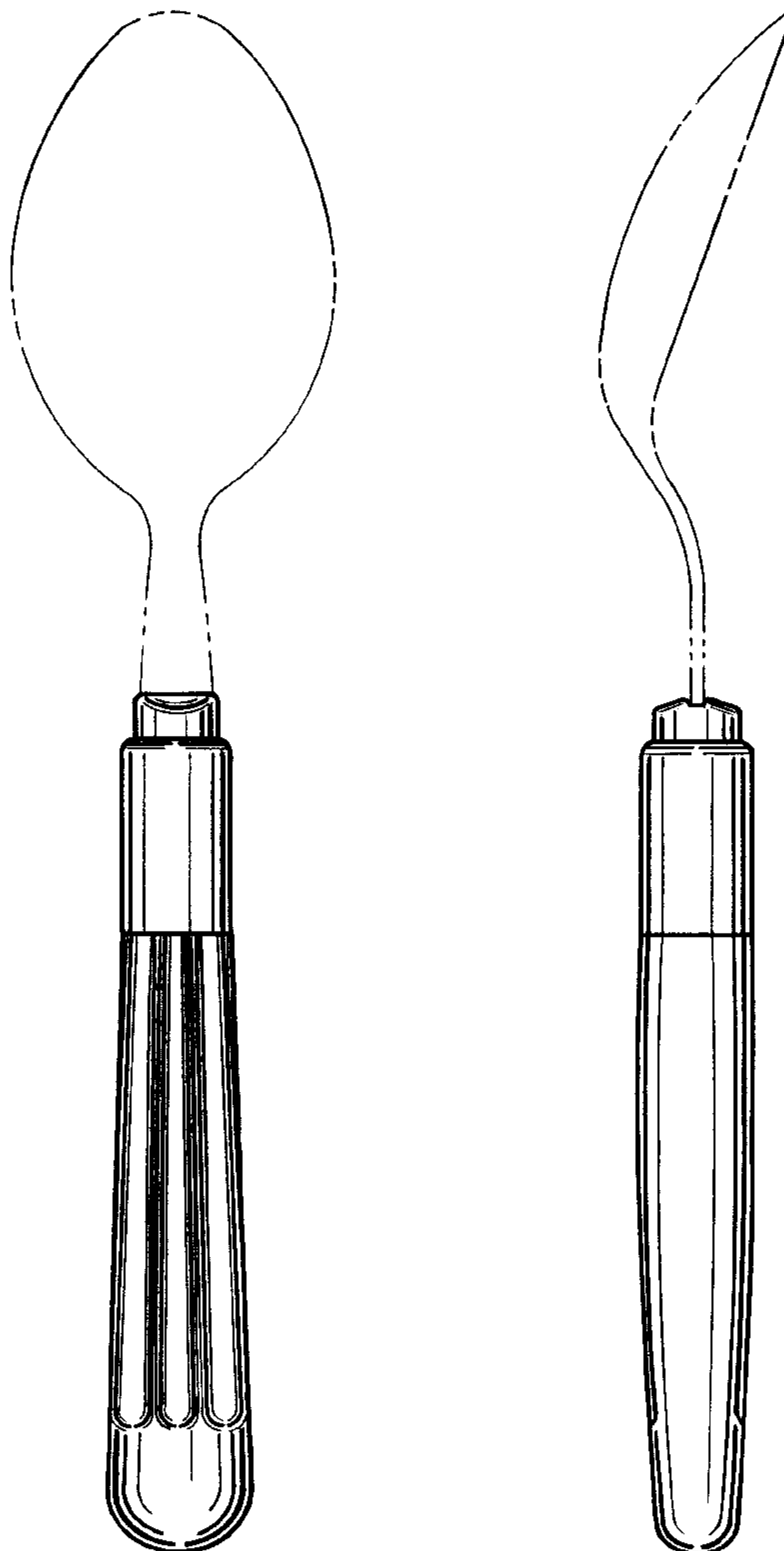
The ornamental design for a handle for a utensil, as shown and described.

DESCRIPTION

FIG. 1 is a front elevational view of the present design; the rear elevational view being the same; FIG. 2 is a side elevational view thereof; the other side elevational view being the same; FIG. 3 is a bottom view thereof; and, FIG. 4 is a top view thereof.

The broken lines shown in FIGS. 1 and 2 are illustrative of environmental structure only and form no part of the claimed design.

1 Claim, 2 Drawing Sheets



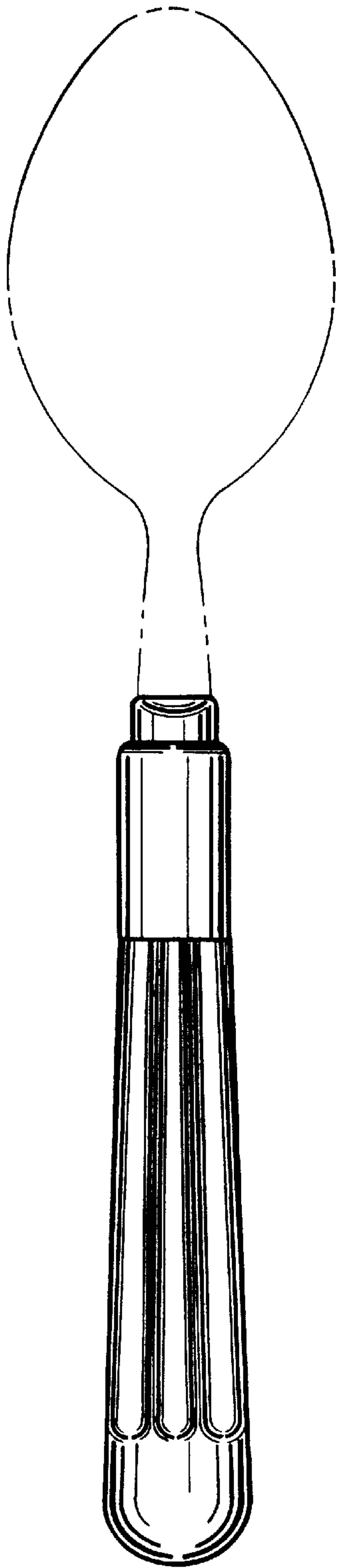


FIG. 1

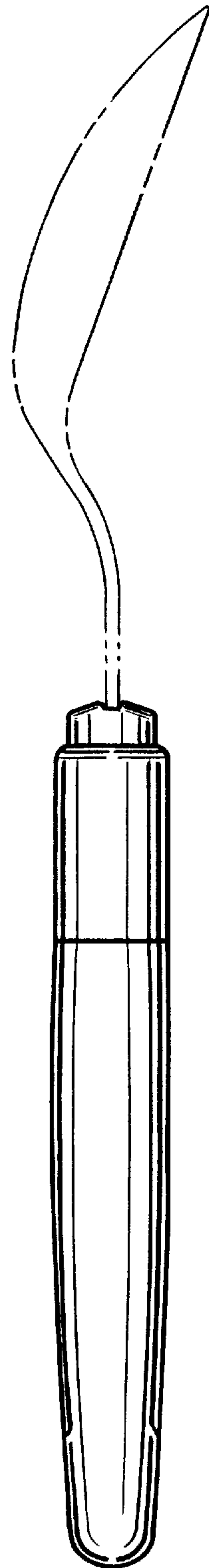


FIG. 2




FIG. 3




FIG. 4