



US00D429938S

United States Patent [19]

[11] **Patent Number: Des. 429,938**

Allen

[45] **Date of Patent: ** Aug. 29, 2000**

[54] **LOCKER DOOR STORAGE RACK**

4,765,495	8/1988	Bisk	211/113
5,215,199	6/1993	Bejarano	211/181.1 X
5,383,562	1/1995	Gay	211/181.1

[76] Inventor: **Eric L. Allen**, 31204 N. Chipmunk Rd.,
Chattaroy, Wash. 99003

[**] Term: **14 Years**

Primary Examiner—Cathron B. Matta
Attorney, Agent, or Firm—Wells, St. John, Roberts, Gregory
& Matkin, P.S.

[21] Appl. No.: **29/093,208**

[57] **CLAIM**

[22] Filed: **Sep. 3, 1998**

The ornamental design for a locker door storage rack, as shown and described.

[51] **LOC (7) Cl.** **06-04**

[52] **U.S. Cl.** **D6/566; D6/465**

[58] **Field of Search** D6/396, 449, 462,
D6/463, 464, 465, 479, 552, 553, 525,
566, 570; 108/59, 93; 211/90.03, 90.04,
112, 113, 181.1, 189, 198

DESCRIPTION

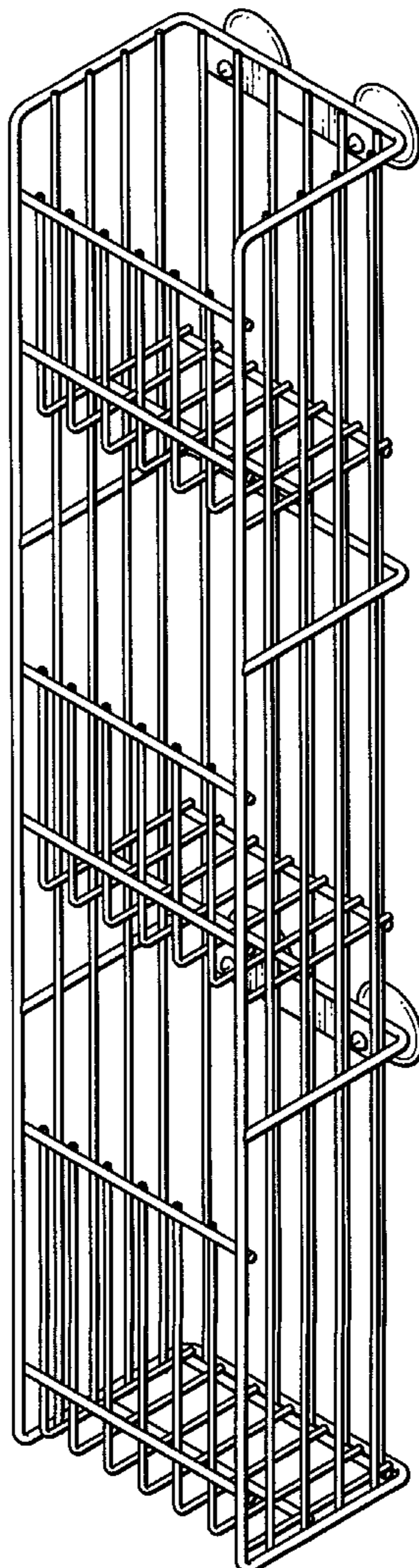
[56] **References Cited**

U.S. PATENT DOCUMENTS

D. 101,119	9/1936	Heinecke	D6/464
D. 210,335	2/1968	Rollins, Jr.	D6/465
D. 292,764	11/1987	Kester	D6/465
D. 375,861	11/1996	Belokin	D6/570
D. 378,331	3/1997	Allendorph	D6/552

FIG. 1 is a frontal perspective view of a locker door storage rack showing my new design;
FIG. 2 is a rear perspective view thereof;
FIG. 3 is a front elevation view thereof;
FIG. 4 is a rear elevation view thereof;
FIG. 5 is a right side elevation view thereof, the opposite side being a mirror image thereof;
FIG. 6 is a top plan view thereof; and,
FIG. 7 is a bottom plan view thereof.

1 Claim, 4 Drawing Sheets



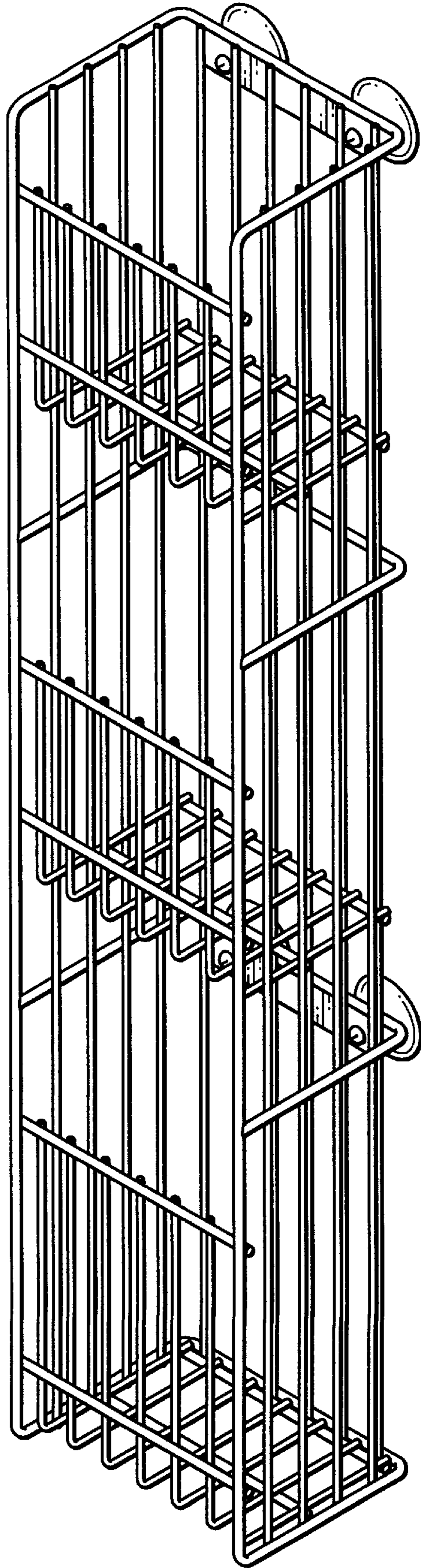


FIG. 1

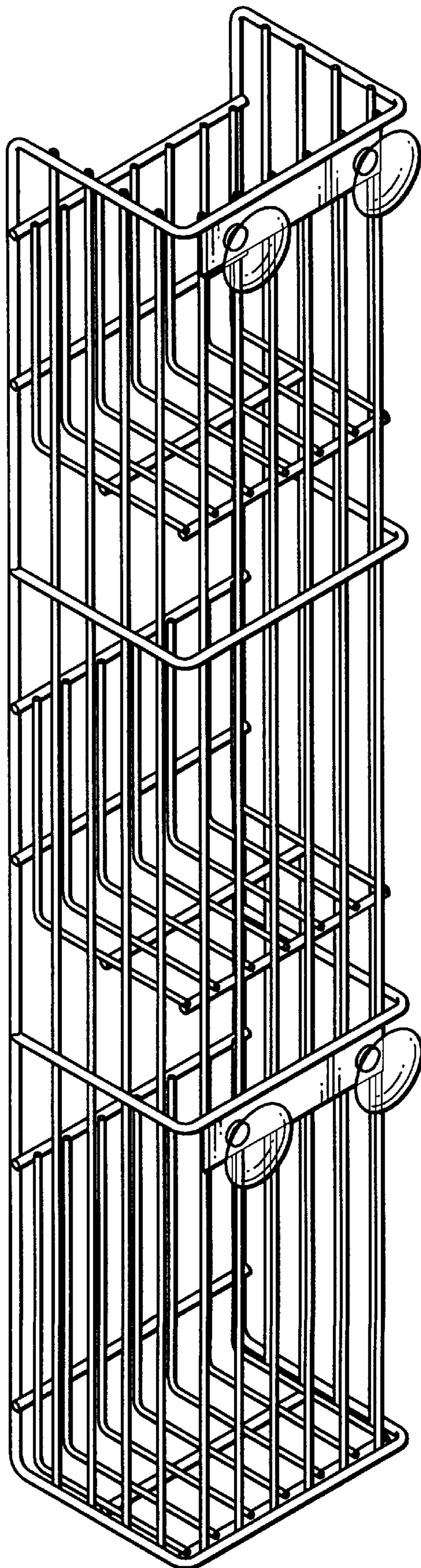


FIG. 2




Fig. 3




Fig. 4

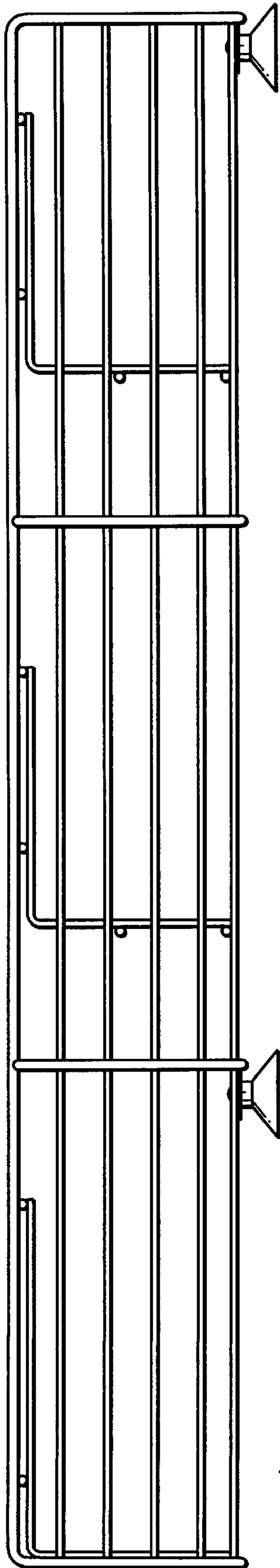


Fig. 5

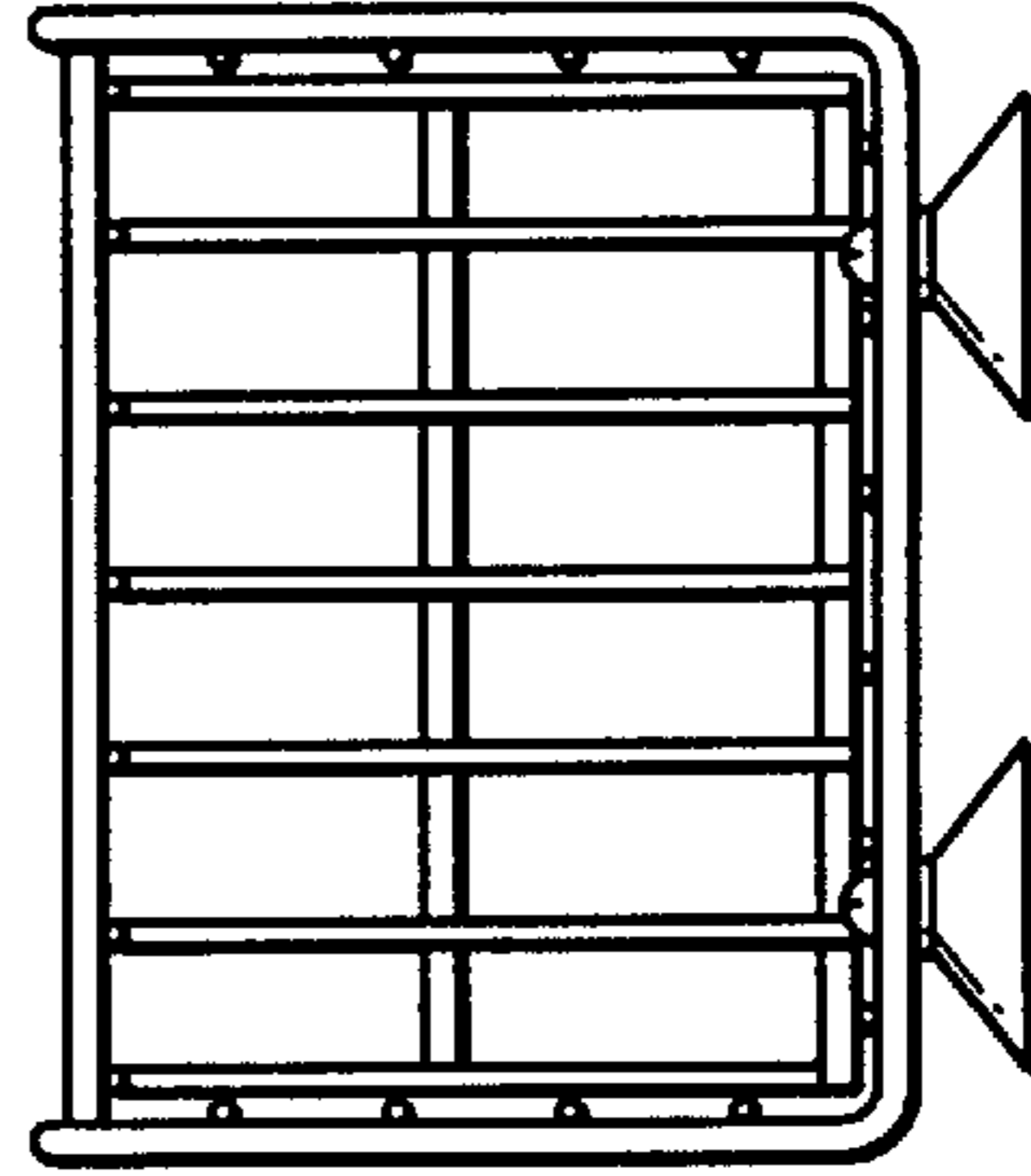


Fig. 6

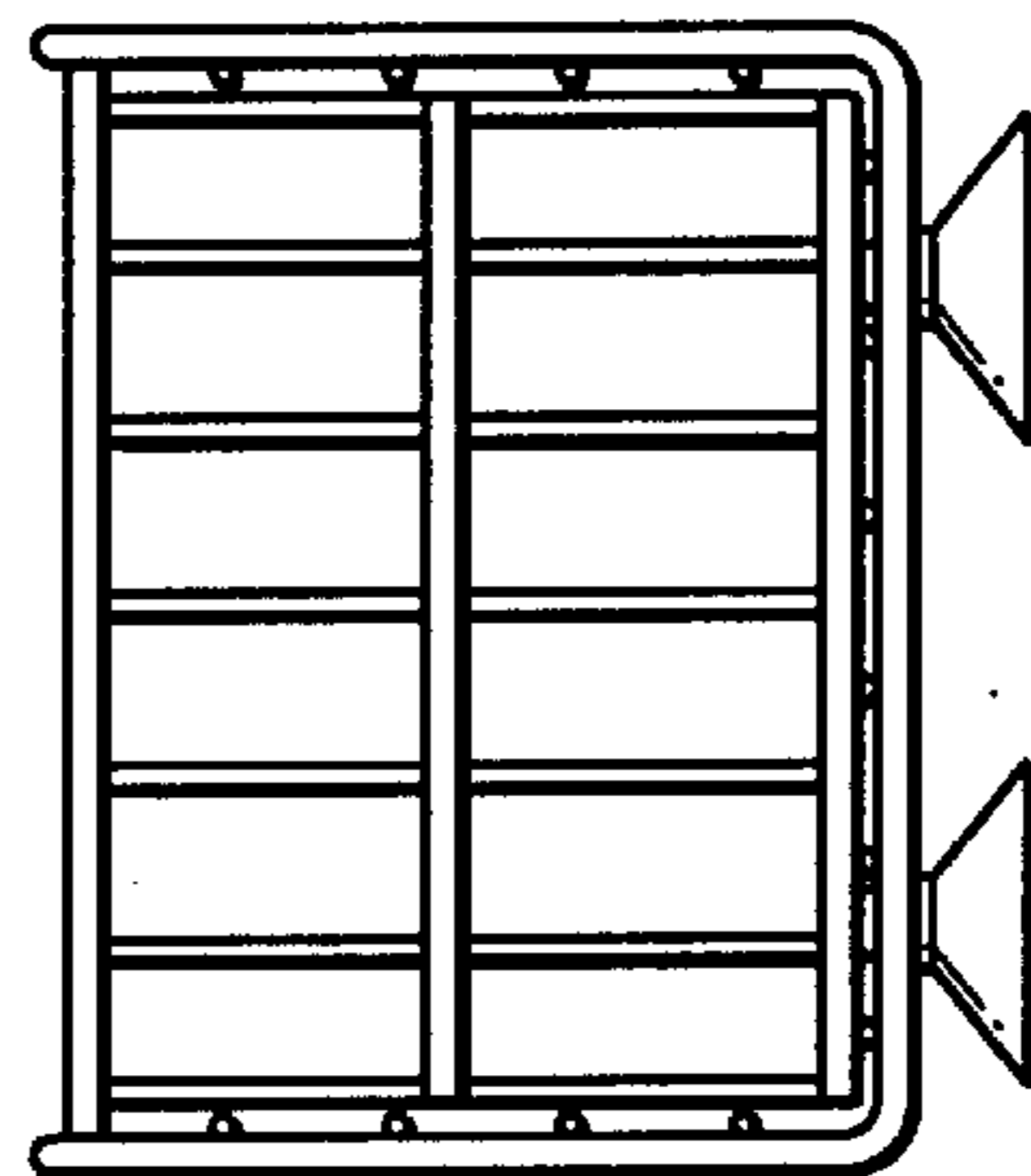


Fig. 7