



US00D429931S

United States Patent [19]
Conran et al.

[11] **Patent Number: Des. 429,931**
[45] **Date of Patent: ** *Aug. 29, 2000**

[54] **DISPENSER**

[75] Inventors: **Sebastian Conran; Joseph Patrick O'Connor**, both of London, United Kingdom

[73] Assignee: **Fort James S.a.r.L.**, Luxembourg, Luxembourg

[*] Notice: This patent is subject to a terminal disclaimer.

[**] Term: **14 Years**

[21] Appl. No.: **29/108,393**

[22] Filed: **Jul. 27, 1999**

[30] **Foreign Application Priority Data**

Jan. 28, 1999 [WO] WIPO DM047035

[51] **LOC (7) Cl.** **20-02**

[52] **U.S. Cl.** **D6/518**

[58] **Field of Search** D6/515, 518, 522, D6/523; 312/34.1, 34.4, 34.8, 34.24; 222/173; 206/232, 233, 389

[56] **References Cited**

U.S. PATENT DOCUMENTS

D. 214,199	5/1969	Perrin et al.	D6/518
D. 321,803	11/1991	Dawson	D6/518
D. 332,194	1/1993	Hines	D6/518
D. 337,227	7/1993	Giugiaro	D6/518
D. 385,445	10/1997	Arbak et al.	D6/522
D. 410,357	6/1999	Tramontina	D6/518

Primary Examiner—Brian N. Vinson
Attorney, Agent, or Firm—Kirschstein, et al.

[57] **CLAIM**

The ornamental design for a dispenser, as shown.

DESCRIPTION

FIG. 1 is a front elevational view of a dispenser according to our new design;
FIG. 2 is a top plan view thereof;
FIG. 3 is a bottom plan view thereof;
FIG. 4 is a left side elevational view thereof;
FIG. 5 is a right side elevational view thereof; and,
FIG. 6 is a rear elevational view thereof.

1 Claim, 2 Drawing Sheets

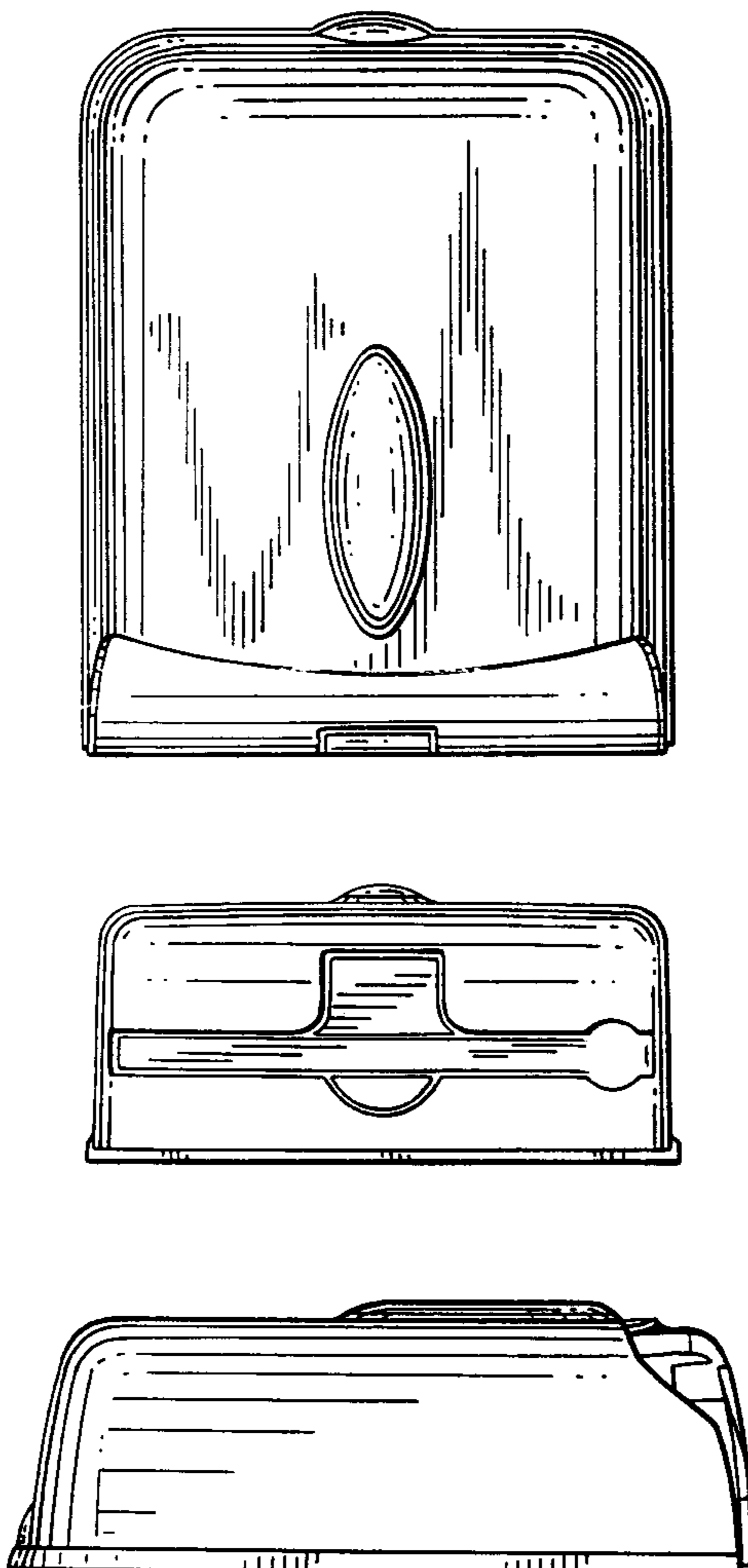


FIG. 1

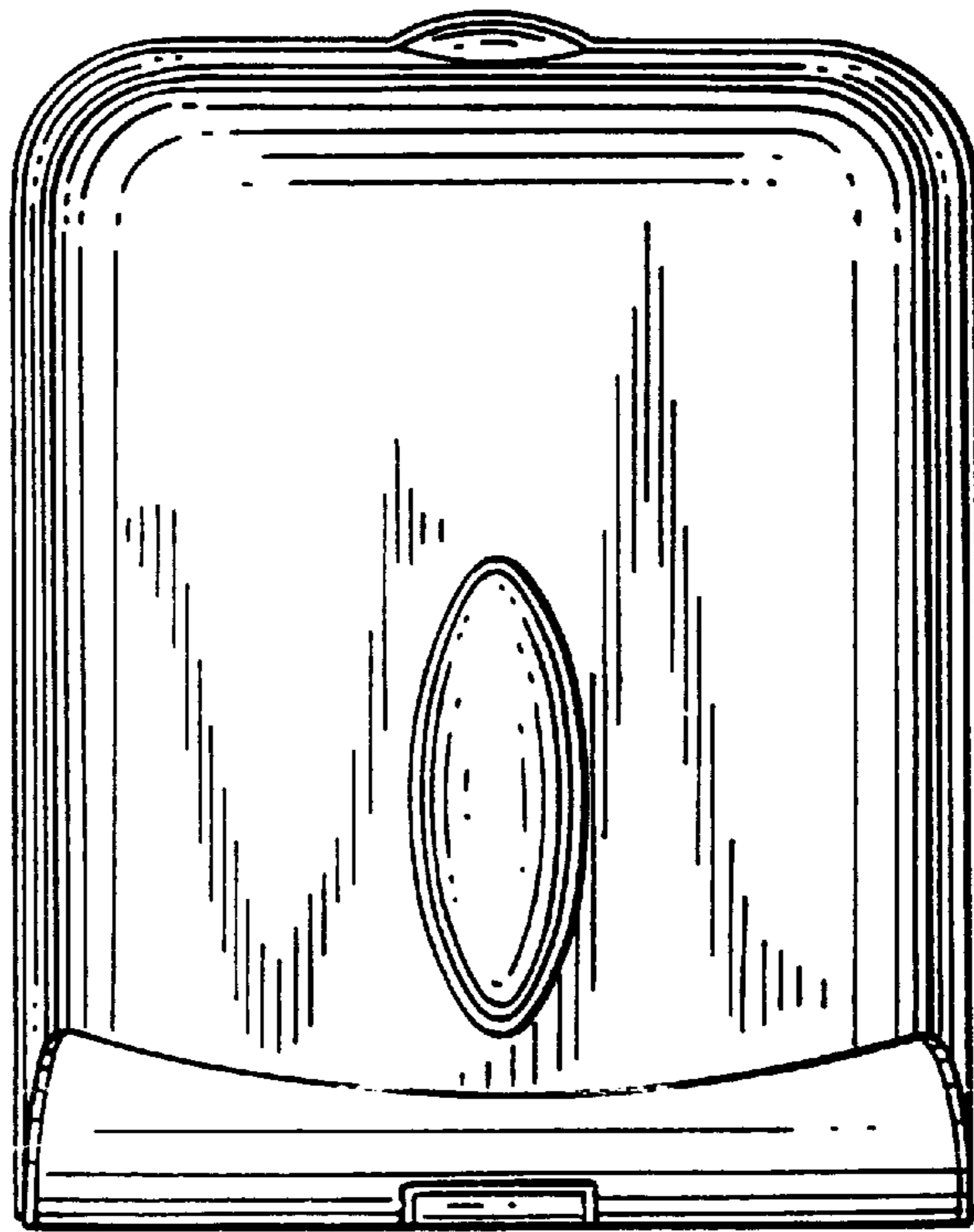


FIG. 2





FIG. 3



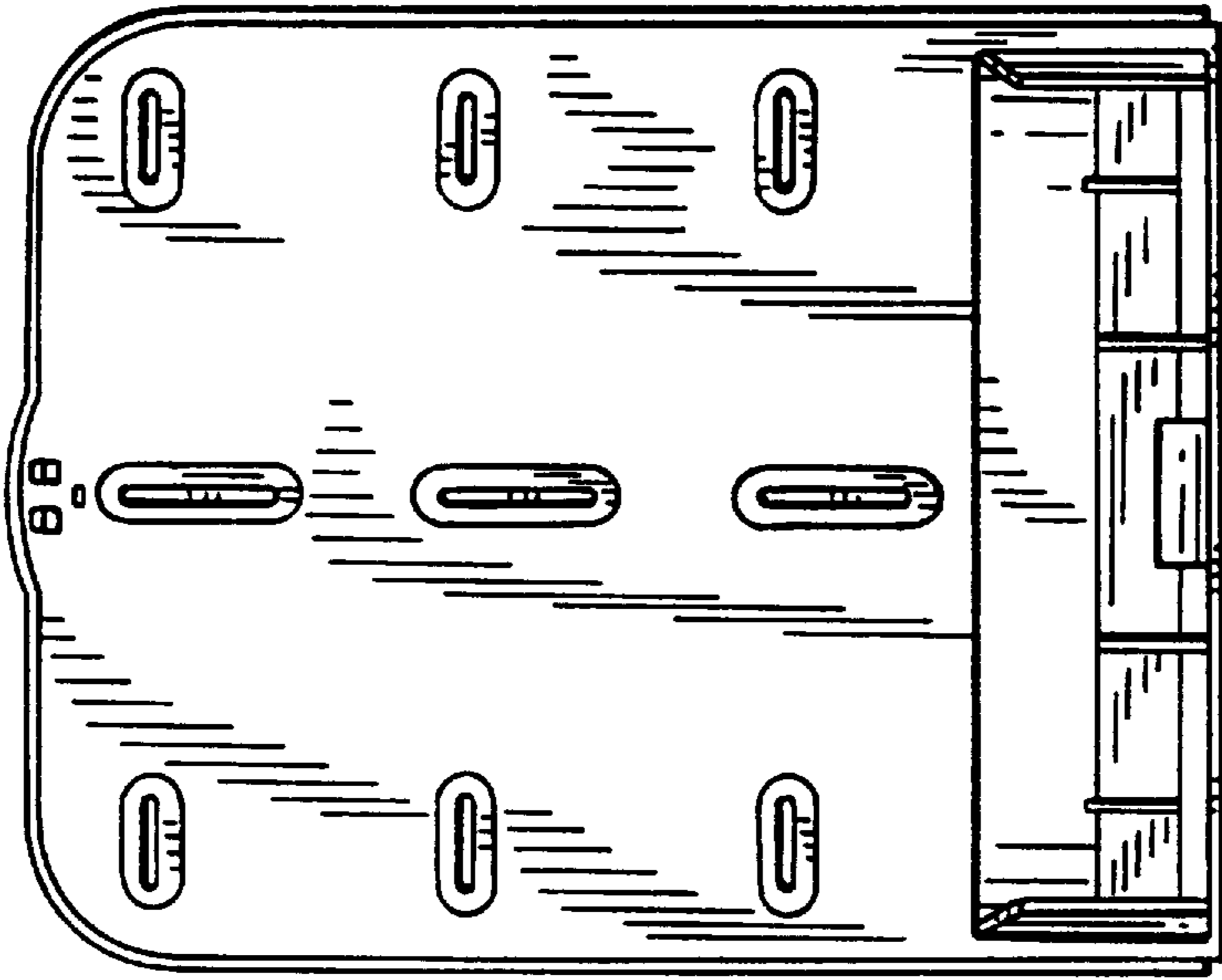


FIG. 6

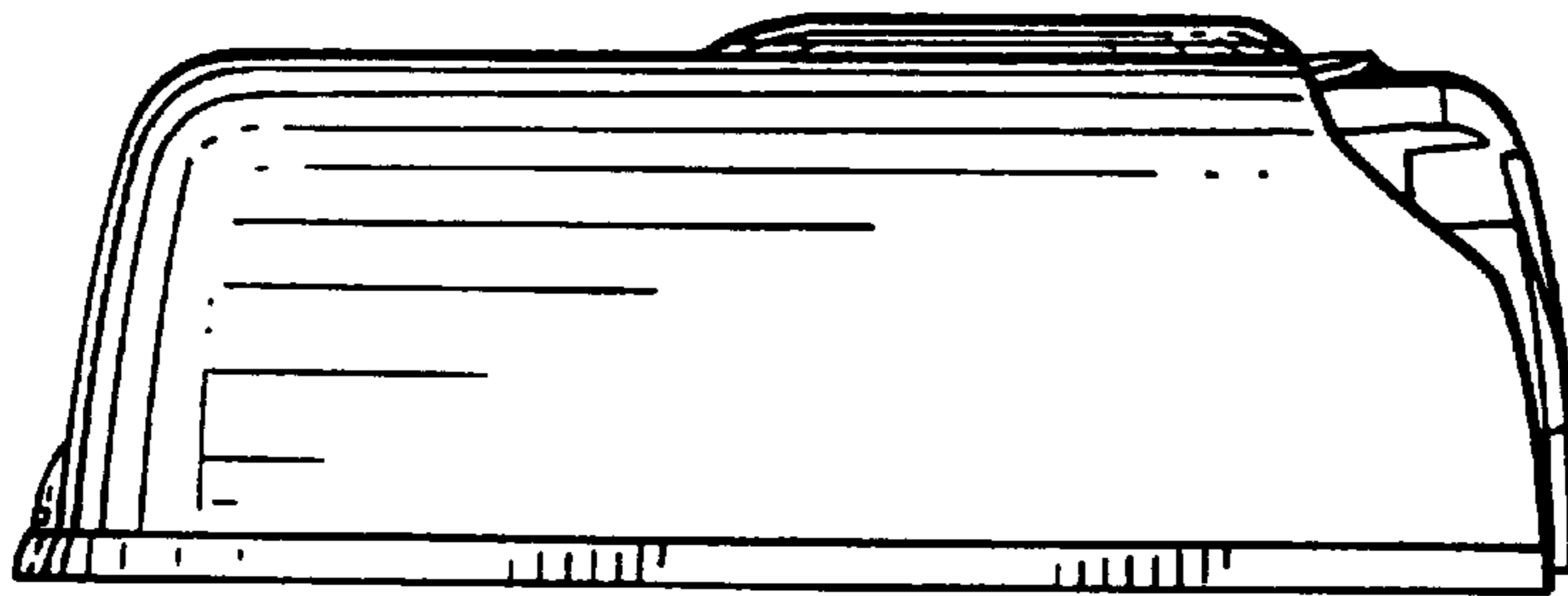


FIG. 5




FIG. 4