



US00D429927S

United States Patent [19]
Haney

[11] **Patent Number: Des. 429,927**

[45] **Date of Patent: ** Aug. 29, 2000**

[54] **AISLE SEAT ARM REST**

4,099,780 7/1978 Schmidhuber 297/411.2
4,526,421 7/1985 Brennan et al. 297/232

[75] Inventor: **Trevor R. Haney**, Wyoming, Mich.

[73] Assignee: **American Seating Company**, Grand Rapids, Mich.

[**] Term: **14 Years**

Primary Examiner—Doris V. Coles
Assistant Examiner—Mimosa De
Attorney, Agent, or Firm—Dickinson Wright PLLC

[21] Appl. No.: **29/111,208**

[57] **CLAIM**

The ornamental design for a aisle seat arm rest, as shown and described.

[22] Filed: **Sep. 24, 1999**

DESCRIPTION

[51] **LOC (7) Cl.** **06-06**

[52] **U.S. Cl.** **D6/501**

[58] **Field of Search** D6/334, 335, 336,
D6/356, 360, 366, 368, 379, 381, 500,
501, 502; 297/232, 411.2, 411.32, 411.44,
411.45

FIG. 1 is a perspective view of an aisle seat arm rest showing my new design in position of use, it being understood that the broken lines are for illustrative purposes only and form no part of the claimed design;

FIG. 2 is an enlarged top plan view thereof;

FIG. 3 is an enlarged bottom plan view thereof;

FIG. 4 is an enlarged left side elevation view thereof;

FIG. 5 is an enlarged right side elevation view thereof;

FIG. 6 is an enlarged front elevation view thereof; and,

FIG. 7 is an enlarged rear elevation view thereof.

[56] **References Cited**

U.S. PATENT DOCUMENTS

D. 180,350 5/1957 Armbruster D6/360
D. 381,525 7/1997 James D6/366

1 Claim, 5 Drawing Sheets



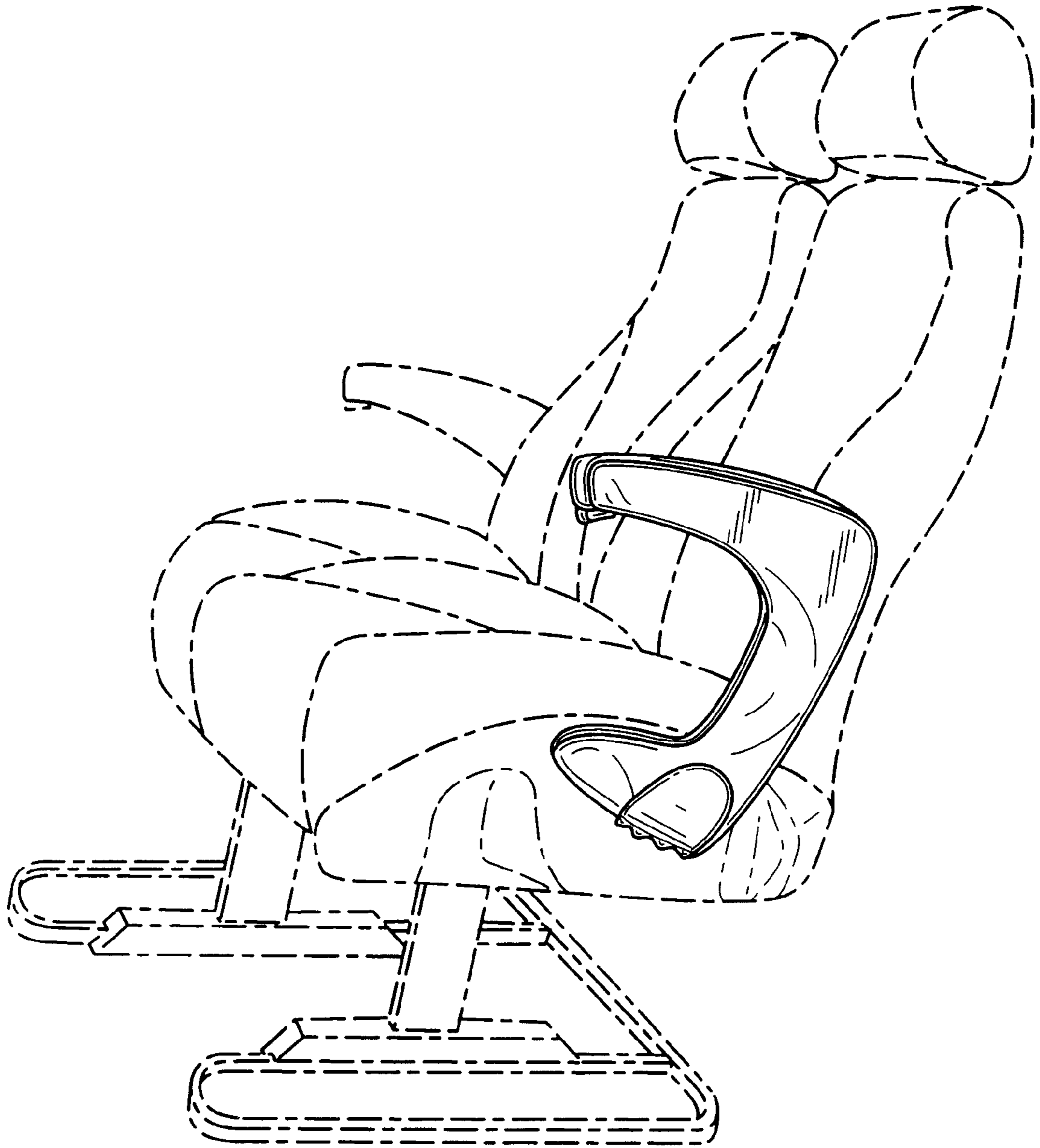


FIG. 1

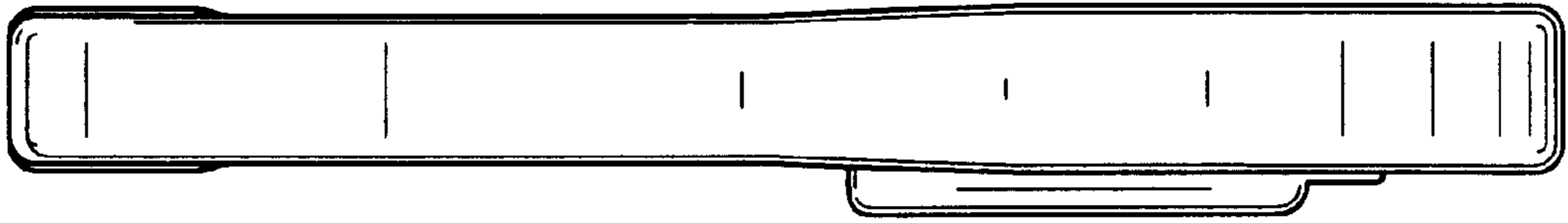


FIG. 2

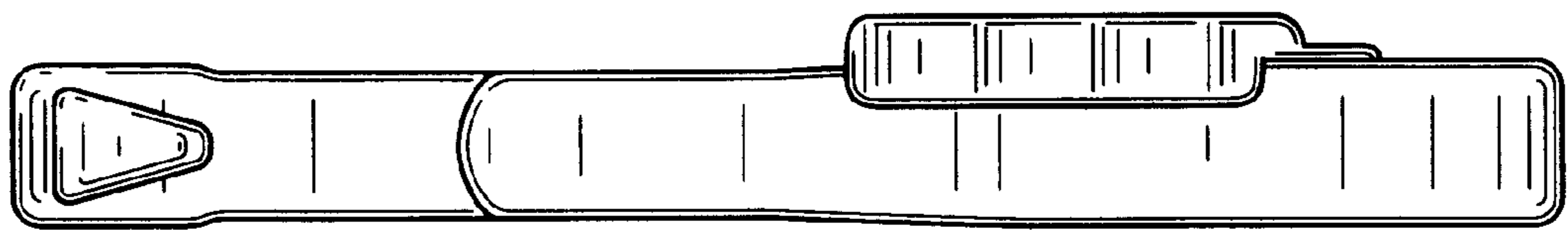


FIG. 3

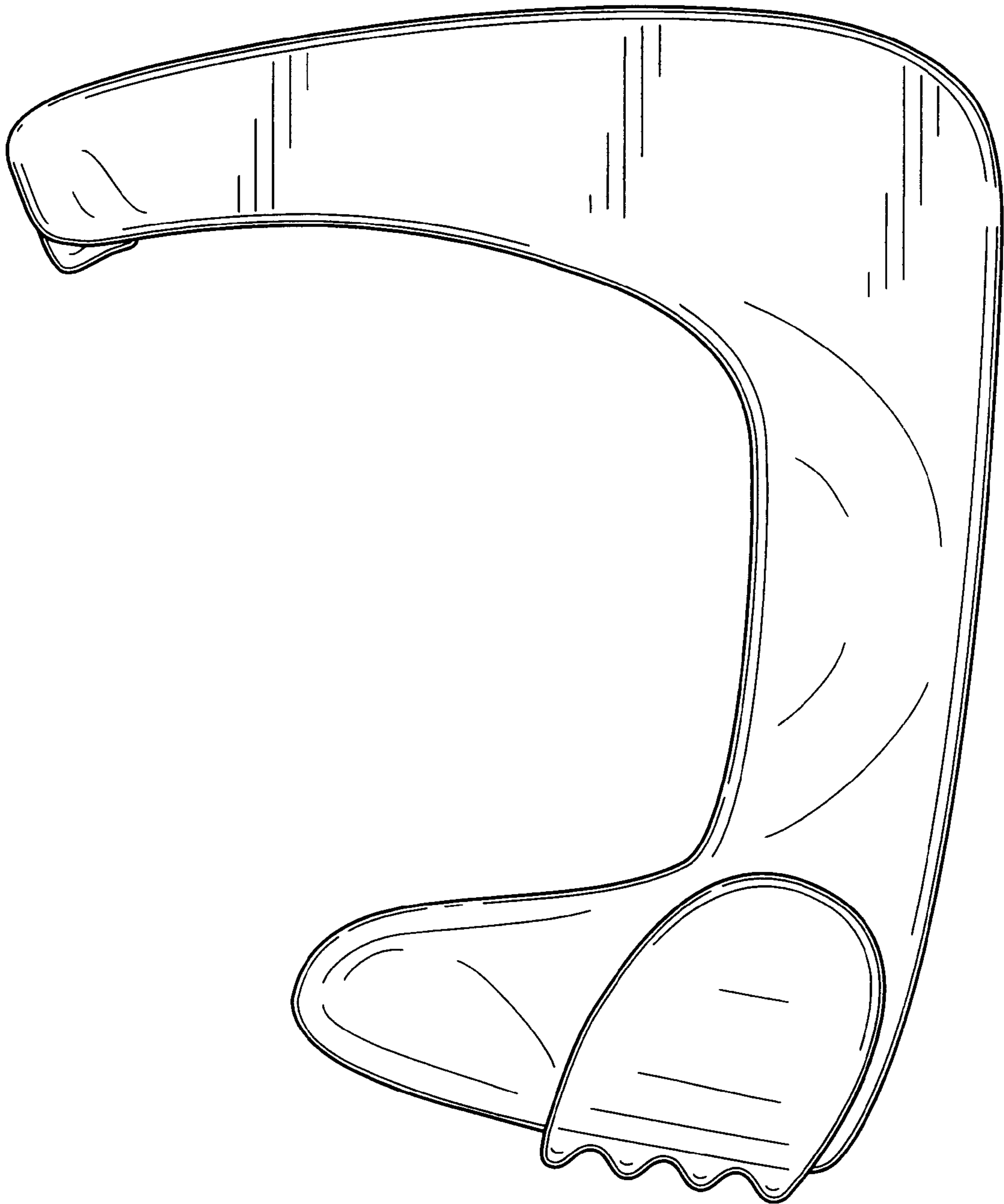


FIG. 4

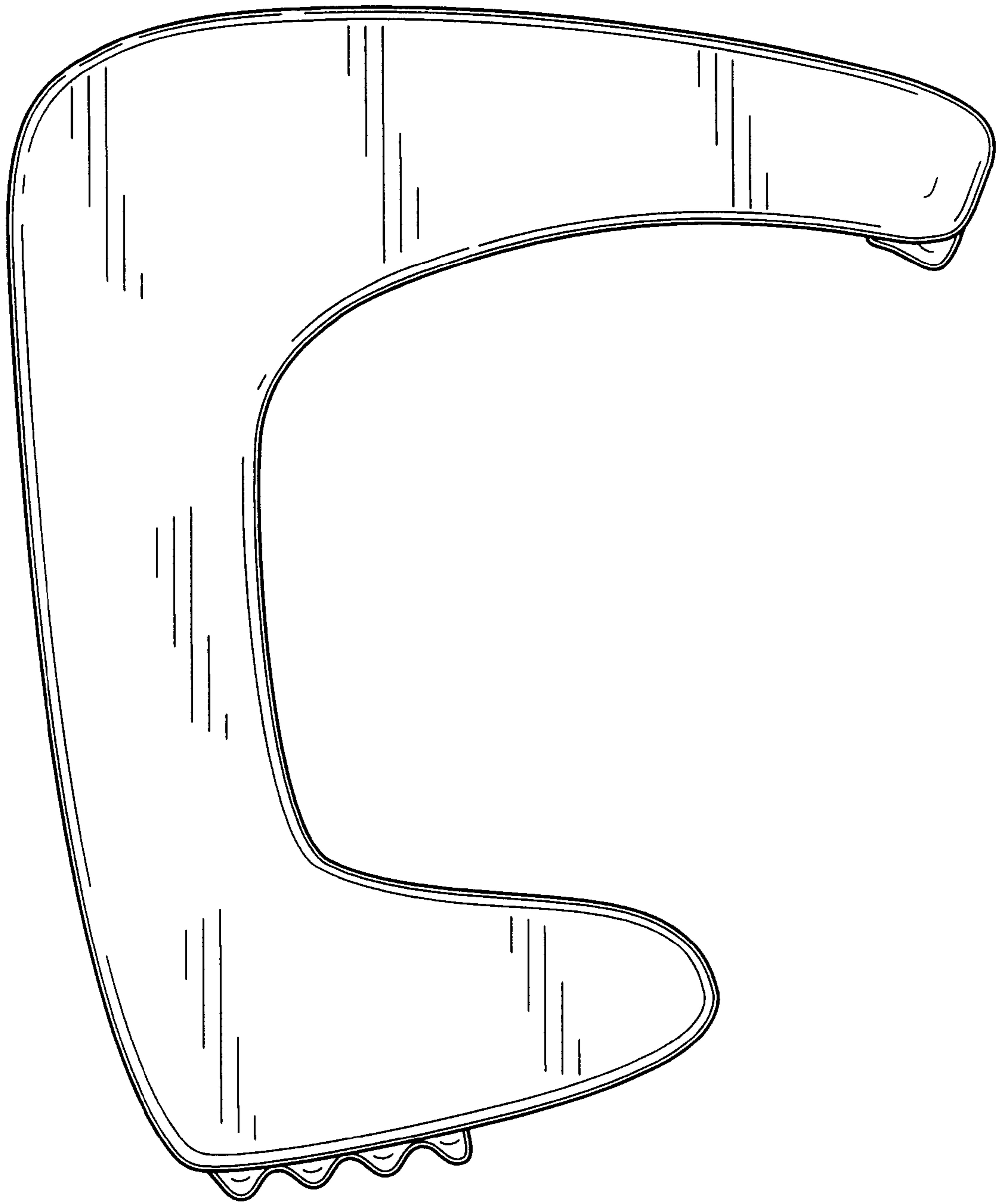


FIG. 5

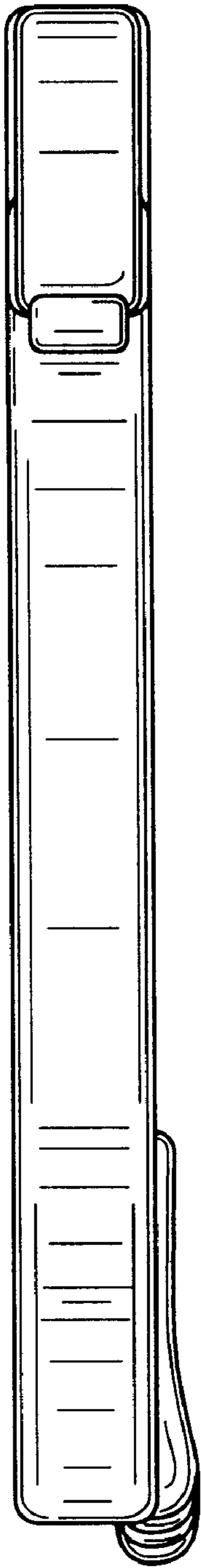


FIG. 6




FIG. 7