



US00D429924S

**United States Patent** [19]  
**Sandy**

[11] **Patent Number: Des. 429,924**

[45] **Date of Patent: \*\* Aug. 29, 2000**

[54] **END PANEL FOR FURNITURE WITH OVOID INSERT**

[76] Inventor: **Hal Sandy**, 4937 Glendale Rd.,  
Shawnee-Mission, Kans. 66205

[\*\*] Term: **14 Years**

[21] Appl. No.: **29/109,889**

[22] Filed: **Aug. 25, 1999**

[51] **LOC (7) Cl.** ..... **06-06**

[52] **U.S. Cl.** ..... **D6/492**

[58] **Field of Search** ..... D6/480-489, 491,  
D6/492, 494, 495, 422, 426, 428, 509,  
479; 108/50.11, 50.01, 153.1, 155, 156,  
157.1, 161; 248/188, 188.1; 312/194-197,  
208.1, 204; 211/191, 153

[56] **References Cited**

**U.S. PATENT DOCUMENTS**

D. 196,731 10/1963 Smith, Jr. .... D6/482

D. 341,043 11/1993 Pesso ..... D6/484  
D. 376,282 12/1996 Sandy ..... D6/492  
D. 410,807 6/1999 Fear et al. .... D6/492  
4,014,270 3/1977 King ..... 108/186

*Primary Examiner*—Janice E. Seeger

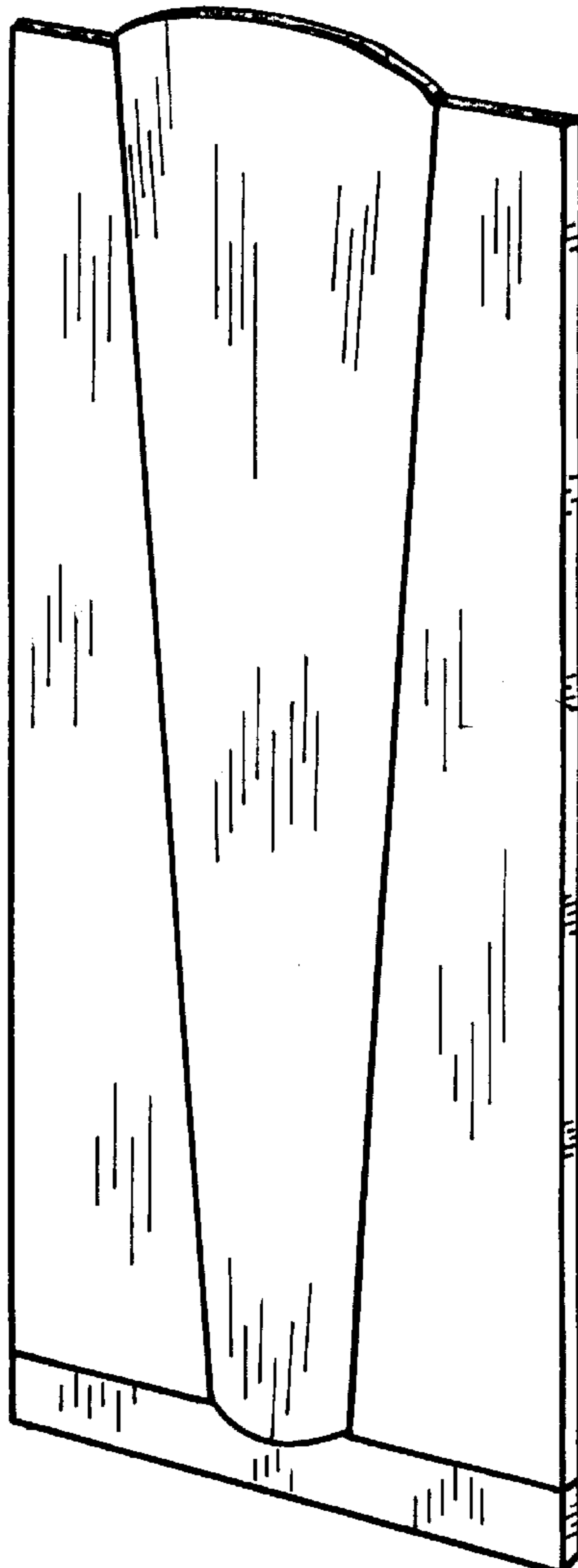
[57] **CLAIM**

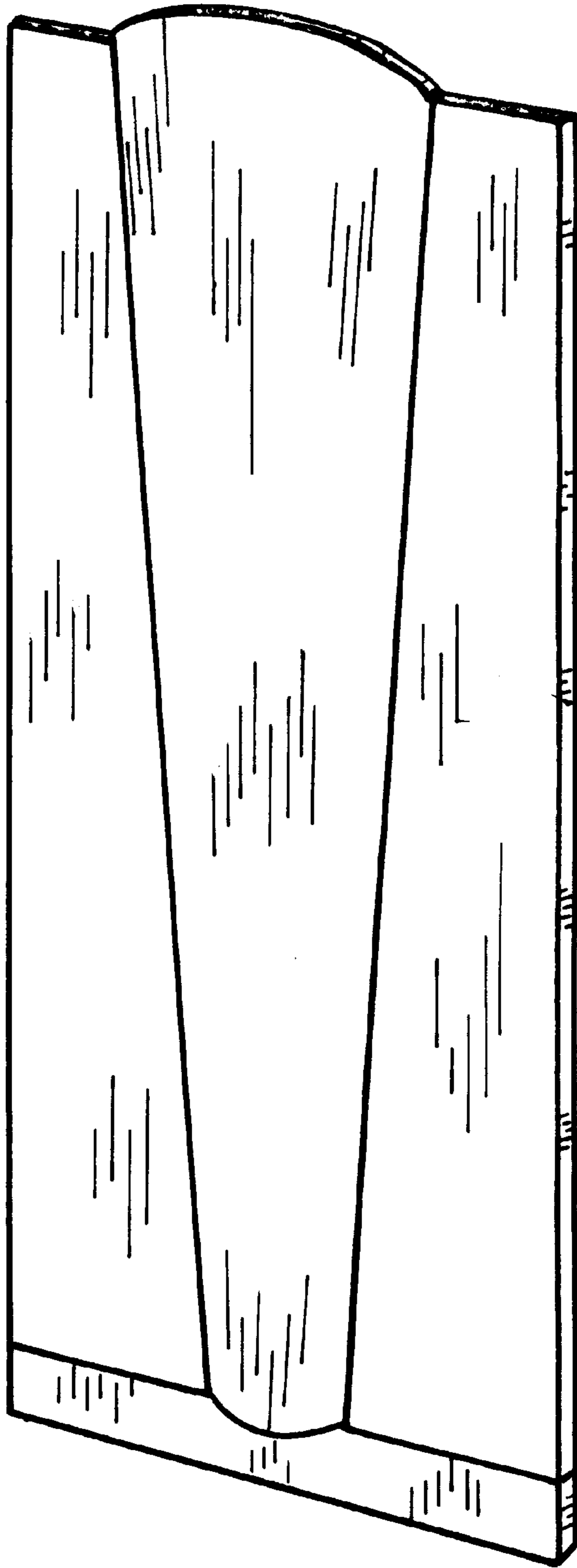
The ornamental design for end panel for furniture, with an ovoid insert, as shown.

**DESCRIPTION**

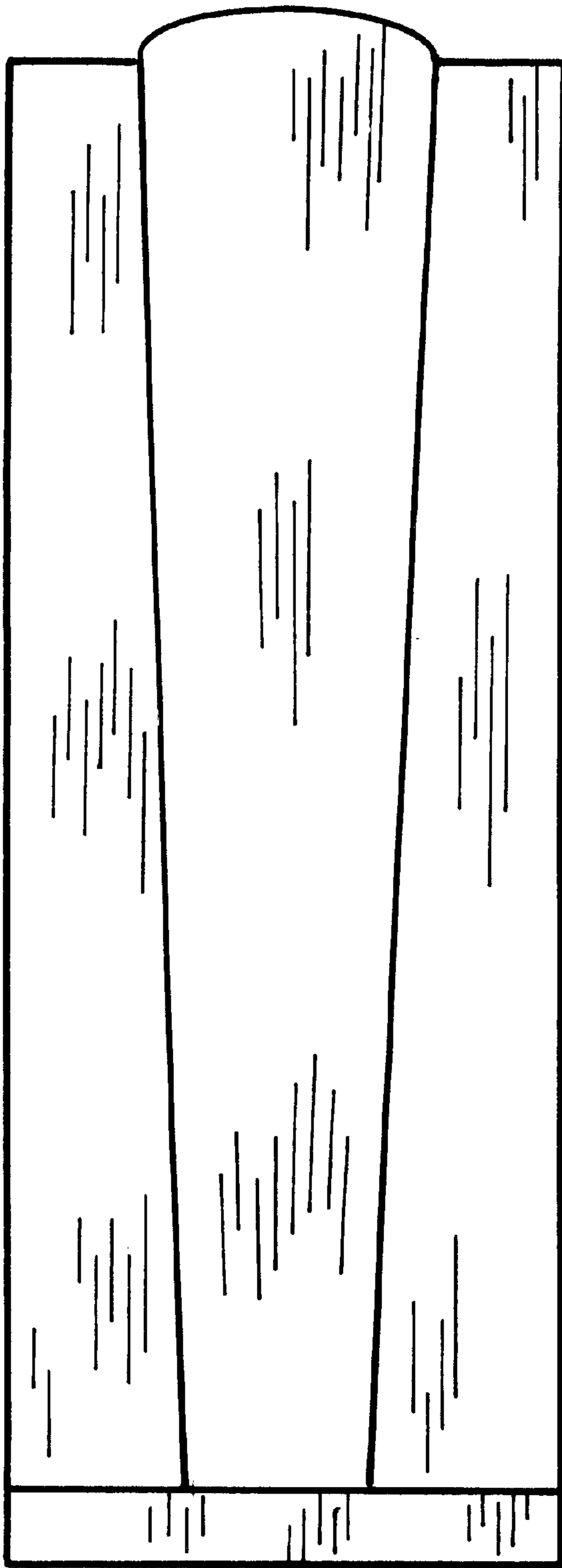
FIG. 1 is a perspective view.  
FIG. 2 is a front view.  
FIG. 3 is a rear view.  
FIG. 4 is a left or right side view, the two being mirror images of each other.  
FIG. 5 is a top view.  
FIG. 6 is a bottom view; and,  
FIG. 7 is an alternate version with inverted insert.

**1 Claim, 5 Drawing Sheets**

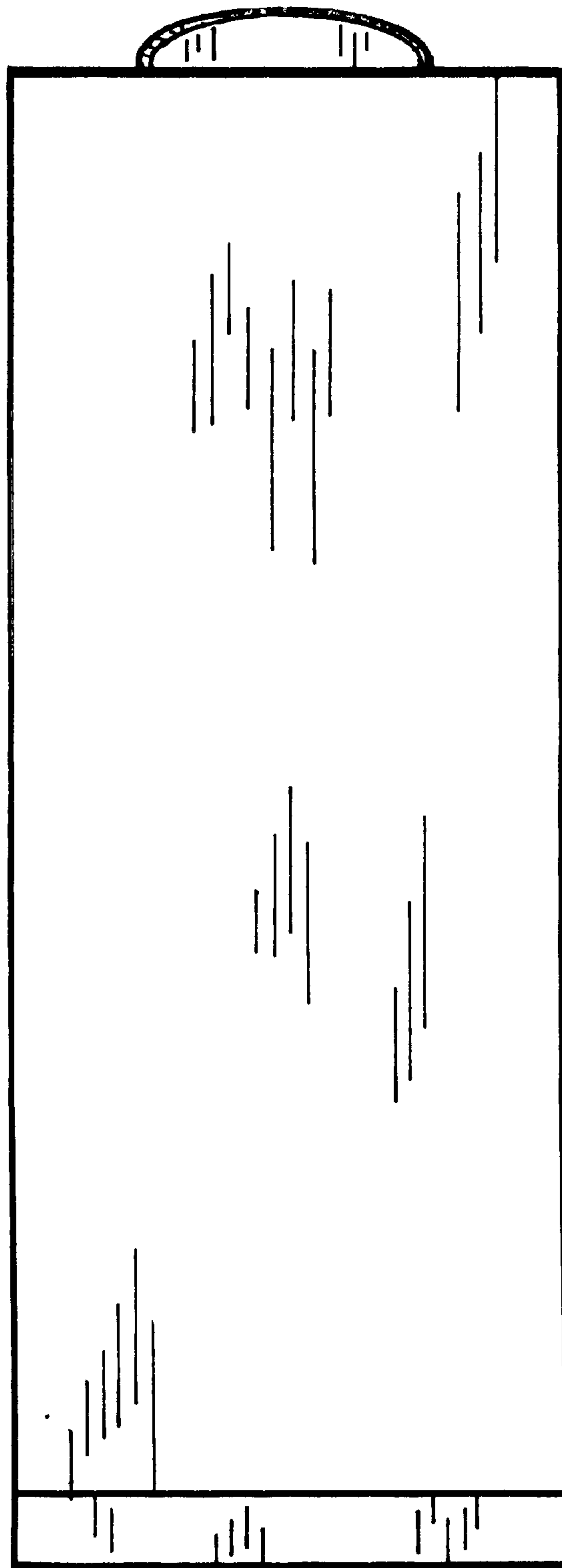




*Fig. 1*



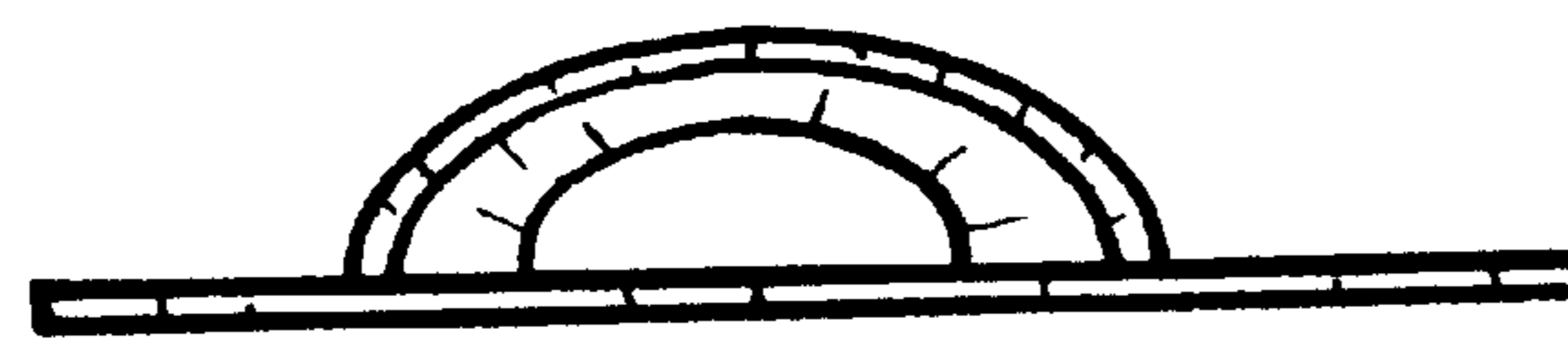
*Fig. 2*



*Fig. 3*



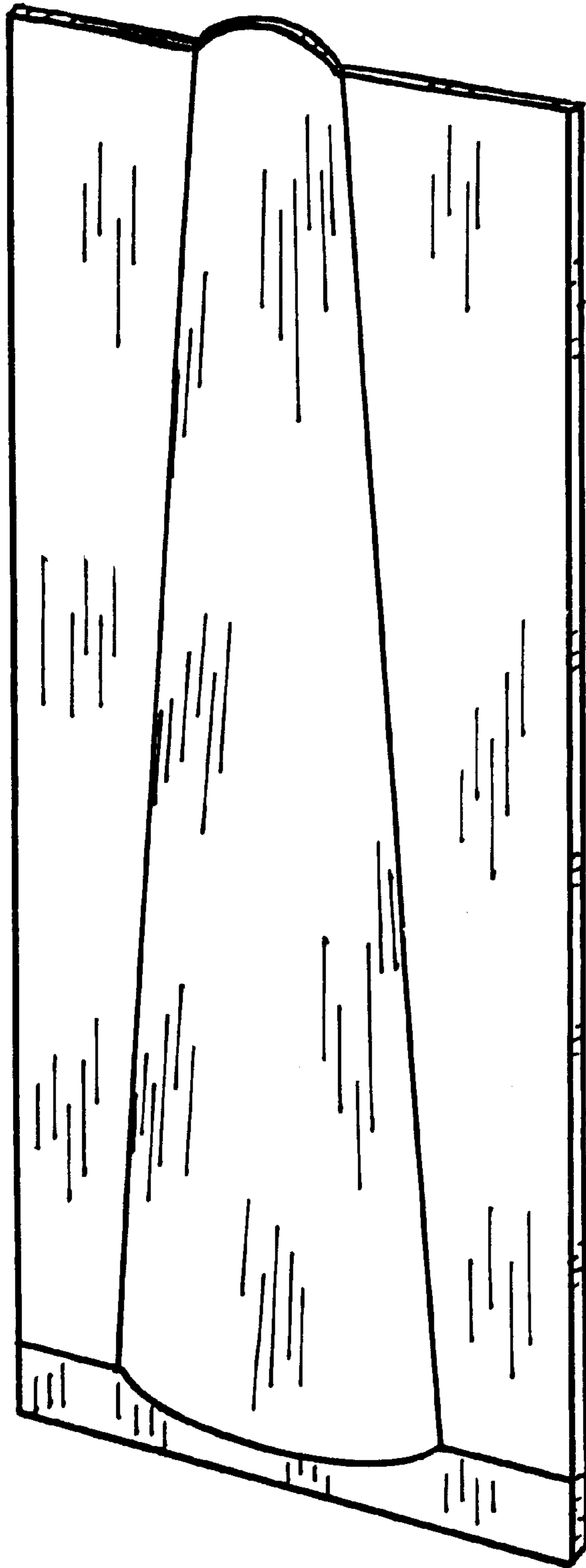
*Fig. 5*



*Fig. 6*



*Fig. 4*



*Fig. 7*