



US00D429921S

United States Patent [19]
Allanson

[11] **Patent Number: Des. 429,921**

[45] **Date of Patent: ** Aug. 29, 2000**

[54] **TOOL STORAGE RACK**

[76] Inventor: **John William Allanson**, 18643 Grand Ave., Lake Elsinore, Calif. 92530

[**] Term: **14 Years**

[21] Appl. No.: **29/109,669**

[22] Filed: **Aug. 19, 1999**

[51] **LOC (7) Cl.** **06-04**

[52] **U.S. Cl.** **D6/458**

[58] **Field of Search** D6/396, 400, 409, D6/410, 411, 415, 449, 458, 466, 467, 403, 405; D11/143; 206/423; 211/70.6, 13.1, 85.3, 22, 70.2, 33; 248/27.8, 121, 125.7, 125.9, 175, 176.1

[56] **References Cited**

U.S. PATENT DOCUMENTS

- D. 154,207 6/1949 Kraus D6/411
- D. 186,517 11/1959 Walsh et al. D6/411
- D. 387,216 12/1997 Stone D6/405
- D. 391,419 3/1998 Walters et al. D6/465 X
- D. 392,853 3/1998 Hardison D6/403

- D. 414,053 9/1999 Ordelman D6/416
- 5,566,837 10/1996 Lema 211/32 X
- 5,732,833 3/1998 Alvarado et al. 211/50 X

Primary Examiner—Cathron B. Matta

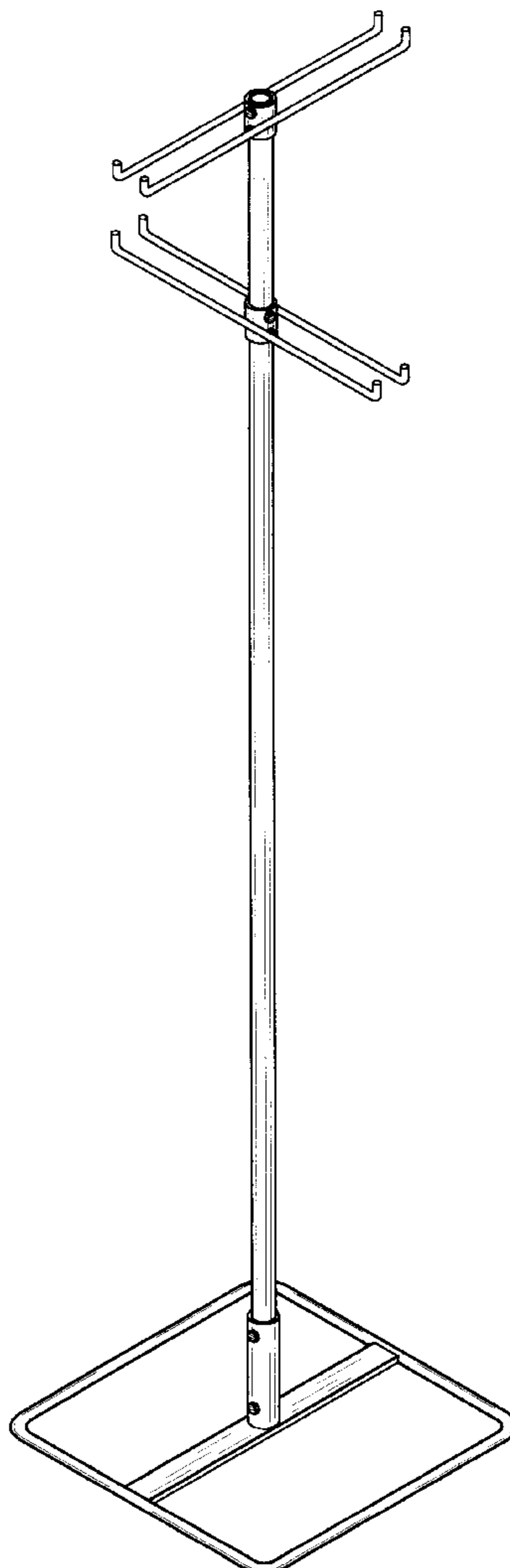
[57] **CLAIM**

The ornamental design for a tool storage rack, as shown.

DESCRIPTION

FIG. 1 is a front elevational view of the tool storage rack of the present invention;
 FIG. 2 is a rear elevational view of the tool storage rack of FIG. 1;
 FIG. 3 is a left side elevational view of the tool storage rack of FIG. 1;
 FIG. 4 is a right side elevational view of the tool storage rack of FIG. 1;
 FIG. 5 is a top plan view of the tool storage rack of FIG. 1;
 FIG. 6 is a bottom plan view of the tool storage rack of FIG. 1; and,
 FIG. 7 is a top, front, left side perspective view of the tool storage rack of FIG. 1.

1 Claim, 3 Drawing Sheets



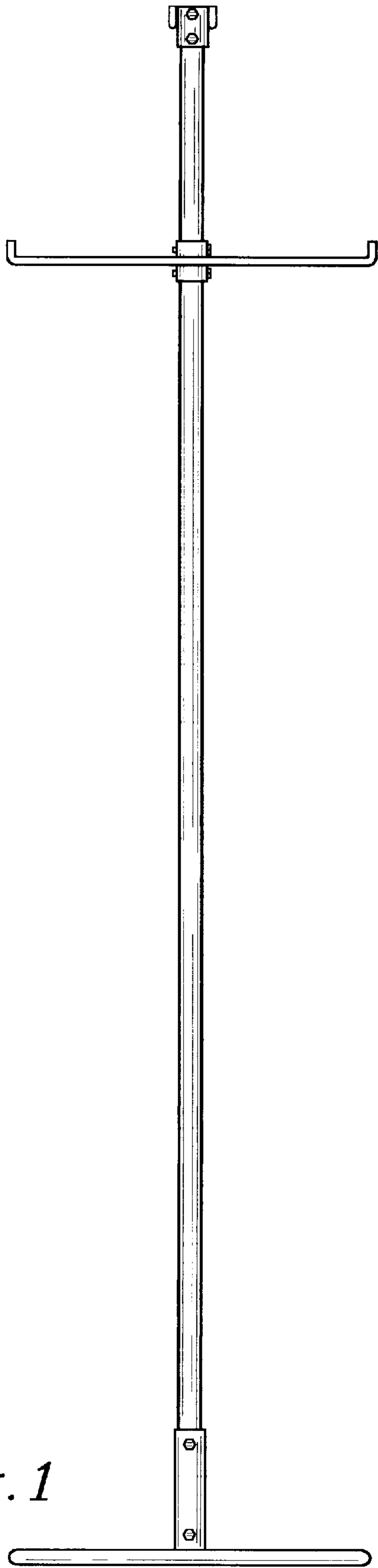


Fig. 1

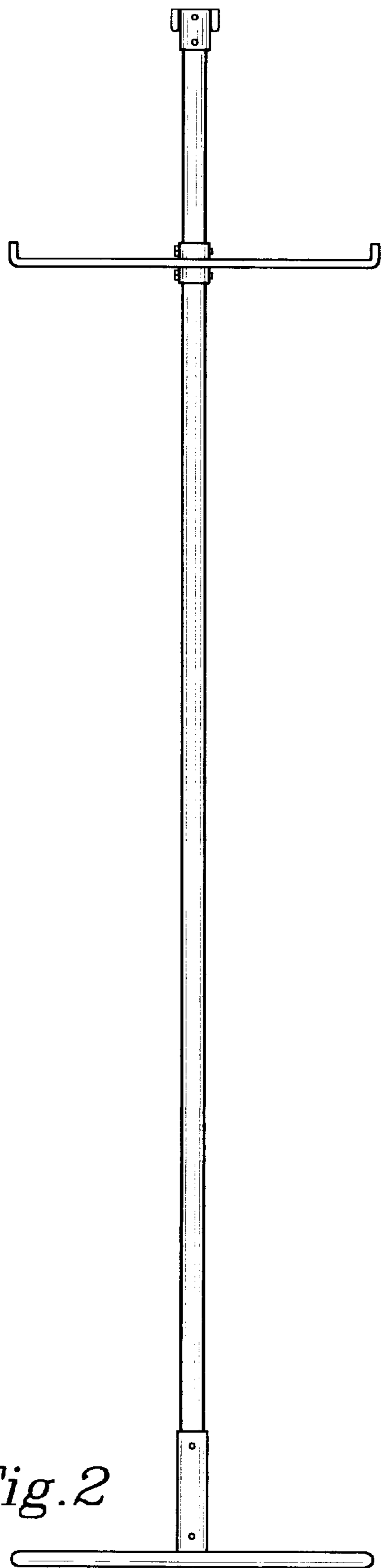


Fig. 2

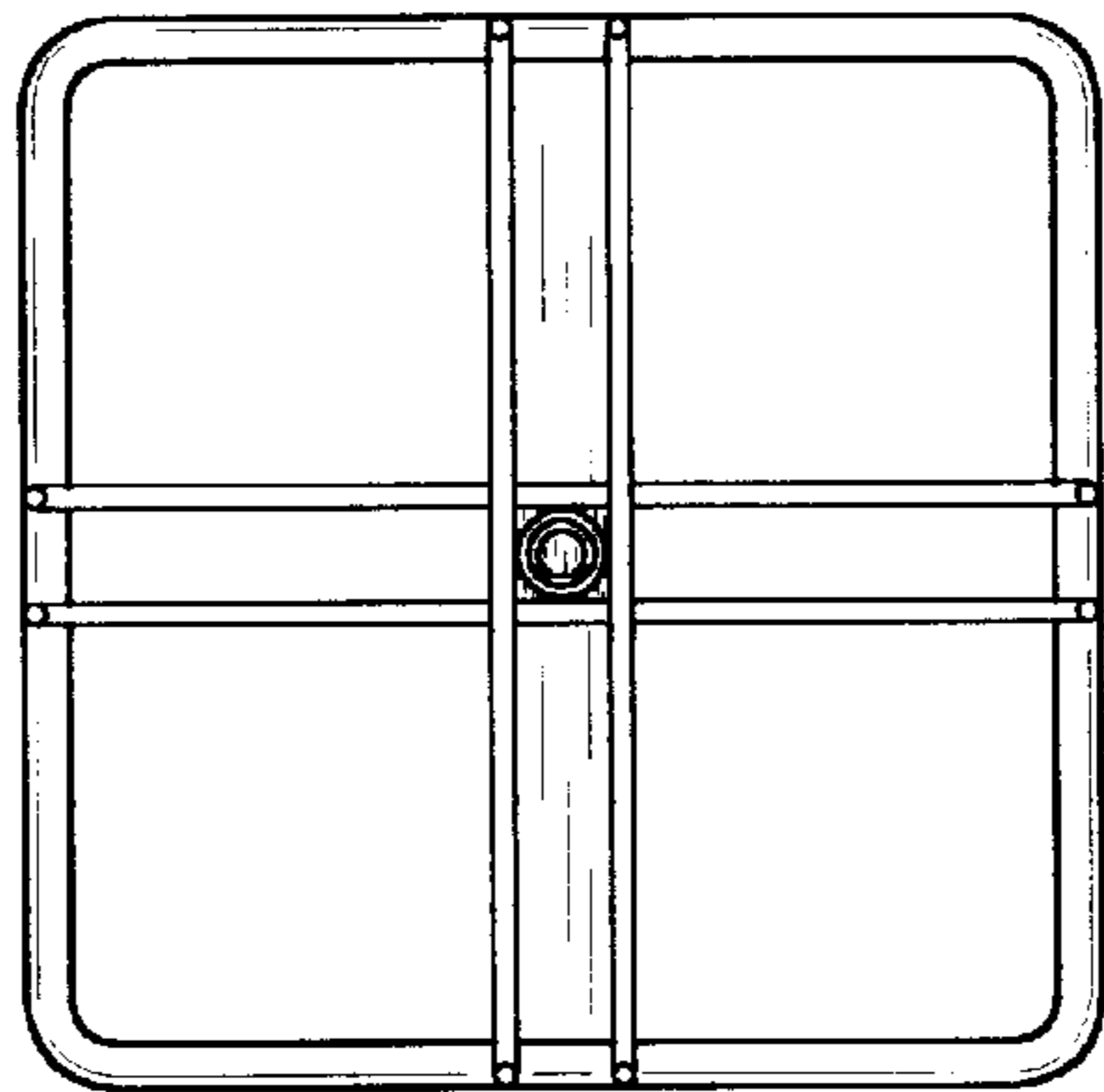
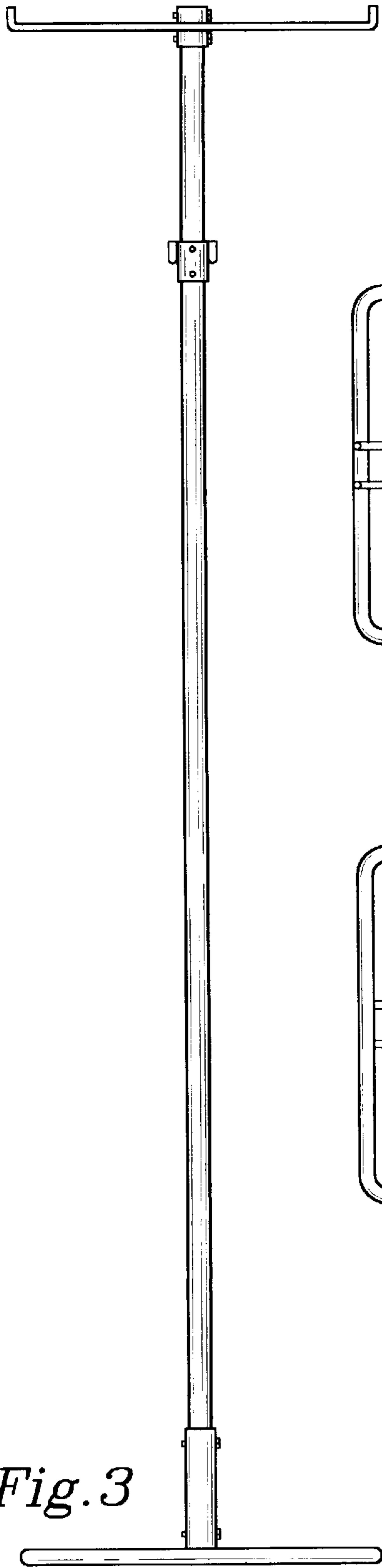


Fig. 5




Fig. 6

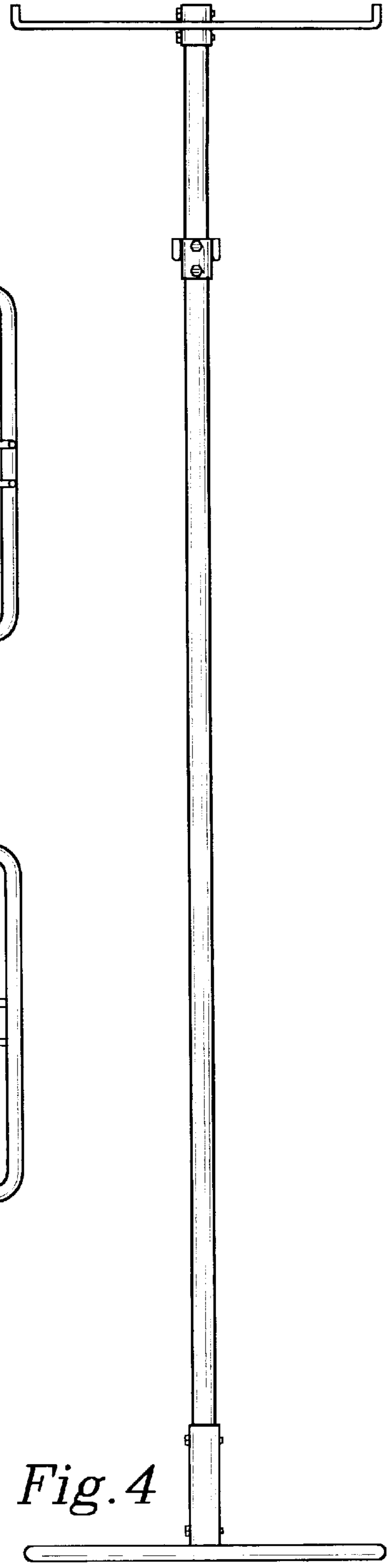


Fig. 4

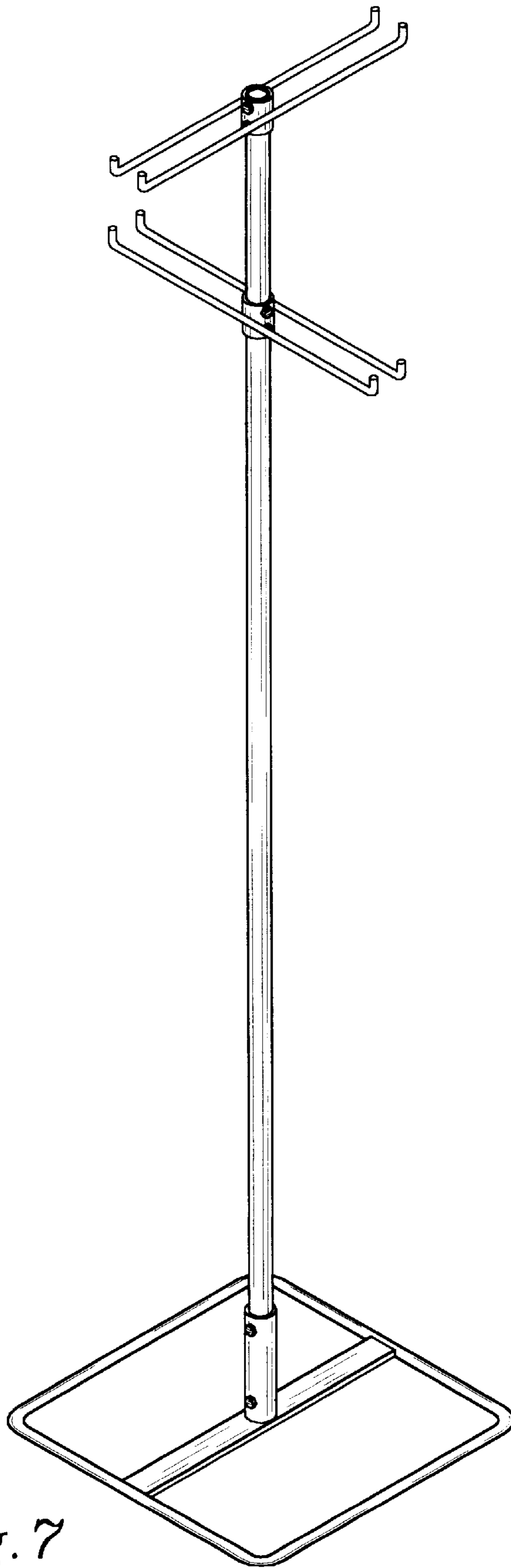


Fig. 7