



US00D429909S

United States Patent [19]

Hoisl

[11] **Patent Number: Des. 429,909**

[45] **Date of Patent: ** Aug. 29, 2000**

[54] **GARDEN LOUNGER**

D. 316,490 4/1991 Martin D6/361
3,032,373 5/1962 Dancart et al. 297/371

[75] Inventor: **Christian Hoisl**, Munich, Germany

[73] Assignee: **Garpa Garten & Park Einrichtungen GmbH**, Escheburg, Germany

Primary Examiner—Gary D. Watson
Attorney, Agent, or Firm—Brown & Wood, LLP

[**] Term: **14 Years**

[57] **CLAIM**

The ornamental design for a garden lounger, as shown and described.

[21] Appl. No.: **29/114,024**

[22] Filed: **Nov. 17, 1999**

DESCRIPTION

[51] **LOC (7) Cl.** **06-01**

[52] **U.S. Cl.** **D6/361**

[58] **Field of Search** D6/334, 335, 360,
D6/361, 367, 369, 370, 500, 501, 502;
297/371, 377, 452.64

FIG. 1 shows an angular perspective view of a garden lounger according to my new design;

FIG. 2 shows a front perspective view of the garden lounger shown in FIG. 1, the rear perspective view being a mirror image thereof;

FIG. 3 shows a front perspective view of the garden lounger shown in FIG. 1 in the unfolded condition;

FIG. 4 shows a top perspective view of the garden lounger shown in FIG. 1;

FIG. 5 shows a bottom perspective view of the garden lounger shown in FIG. 1; and,


FIG. 6 shows an enlarged fragmentary rightside perspective view of the garden lounger shown in FIG. 1.

[56] **References Cited**

U.S. PATENT DOCUMENTS

D. 194,461	1/1963	Schultz	D6/361
D. 211,338	6/1968	Schultz	D6/361
D. 259,679	6/1981	Sroub	D6/361
D. 278,392	4/1985	Bayly	D6/361
D. 283,178	4/1986	Cronk	D6/361
D. 285,871	9/1986	Stenwall	D6/361

1 Claim, 6 Drawing Sheets






FIG.1




FIG.2




FIG.3




FIG.4




FIG.5



FIG.6