



US00D429901S

United States Patent [19] Gibson

[11] **Patent Number: Des. 429,901**

[45] **Date of Patent: ** Aug. 29, 2000**

[54] **SEAT**

[75] **Inventor: Andrew C. Gibson, Greensboro, N.C.**

[73] **Assignee: Klaussner Corporate Services, Inc.,
Asheboro, N.C.**

[**] **Term: 14 Years**

[21] **Appl. No.: 29/100,275**

[22] **Filed: Feb. 8, 1999**

Related U.S. Application Data

[62] **Division of application No. 29/061,027, Oct. 15, 1996, Pat. No. Des. 405,280.**

[51] **LOC (7) Cl. 06-01**

[52] **U.S. Cl. D6/335; D6/360**

[58] **Field of Search D6/334, 335, 336,
D6/364, 360, 367, 377, 378, 381, 500,
501, 502; 297/232**

[56] References Cited

U.S. PATENT DOCUMENTS

D. 255,513	6/1980	Collins	D6/377
D. 265,869	8/1982	Lüthy	D6/381
D. 284,046	6/1986	Staats et al.	D6/335
D. 342,168	12/1993	Gibson	D6/381
D. 361,909	9/1995	Natuzzi et al.	D6/381
D. 363,614	10/1995	Natuzzi et al.	D6/381
D. 366,770	2/1996	Mabon	D6/336
D. 374,123	10/1996	Natuzzi et al.	D6/335
D. 374,356	10/1996	Natuzzi et al.	D6/381
D. 379,272	5/1997	Natuzzi et al.	D6/381
D. 385,121	10/1997	Natuzzi et al.	D6/381

D. 385,426	10/1997	Gibson	D6/381
D. 388,971	1/1998	Natuzzi et al.	D6/381
D. 391,094	2/1998	Natuzzi et al.	D6/381
D. 393,759	4/1998	Natuzzi et al.	D6/381
D. 399,358	10/1998	Natuzzi et al.	D6/381
D. 403,172	12/1998	Gibson	D6/377
D. 405,287	2/1999	Watson	D6/381

OTHER PUBLICATIONS

Natuzzi, Model 709 Sectional Sofa at bottom, International Home Furnishings Market, High Point, NC, Natuzzi, Oct. 1989.

Natuzzi, Model 725 Sectional Sofa at bottom, International Home Furnishings Market, High Point, NC, Natuzzi, Oct. 1989.

Klaussner Furniture LX2700 Series brochure, Spring 1995.
Klaussner Furniture L2600 Series brochure, Fall 1995.

Primary Examiner—Gary D. Watson

Attorney, Agent, or Firm—Rhodes & Mason, P.L.L.C.

[57] CLAIM

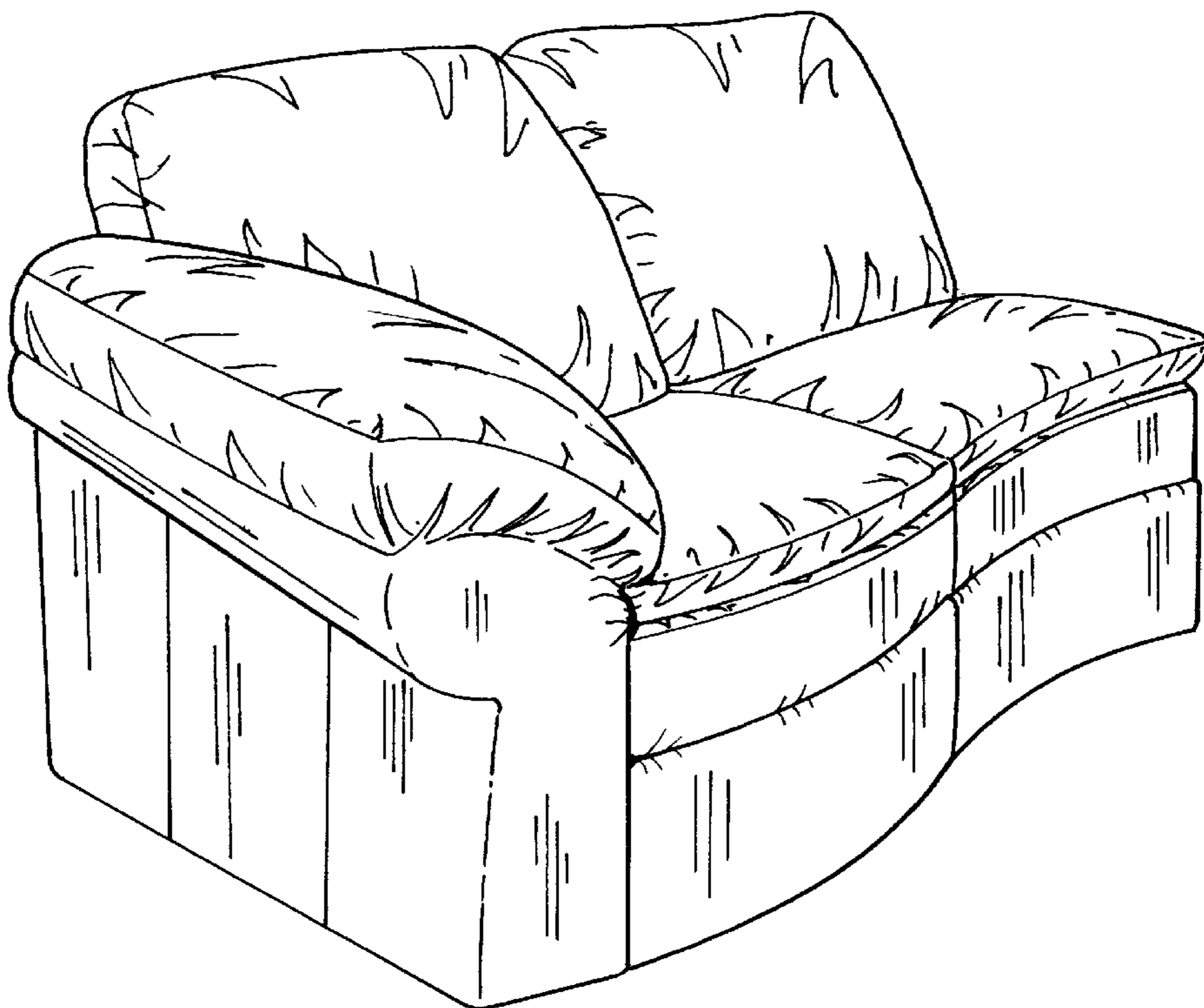
The ornamental design for a seat, as shown and described.

DESCRIPTION

FIG. 1 is a left front perspective view of my design;
FIG. 2 is a front view thereof;
FIG. 3 is a left side view thereof;
FIG. 4 is a rear view thereof; and,
FIG. 5 is a left front perspective view with the seat in a reclined position.

The surface or portion of the article not shown in the drawing or described in the specification form no part of the claim design.

1 Claim, 3 Drawing Sheets



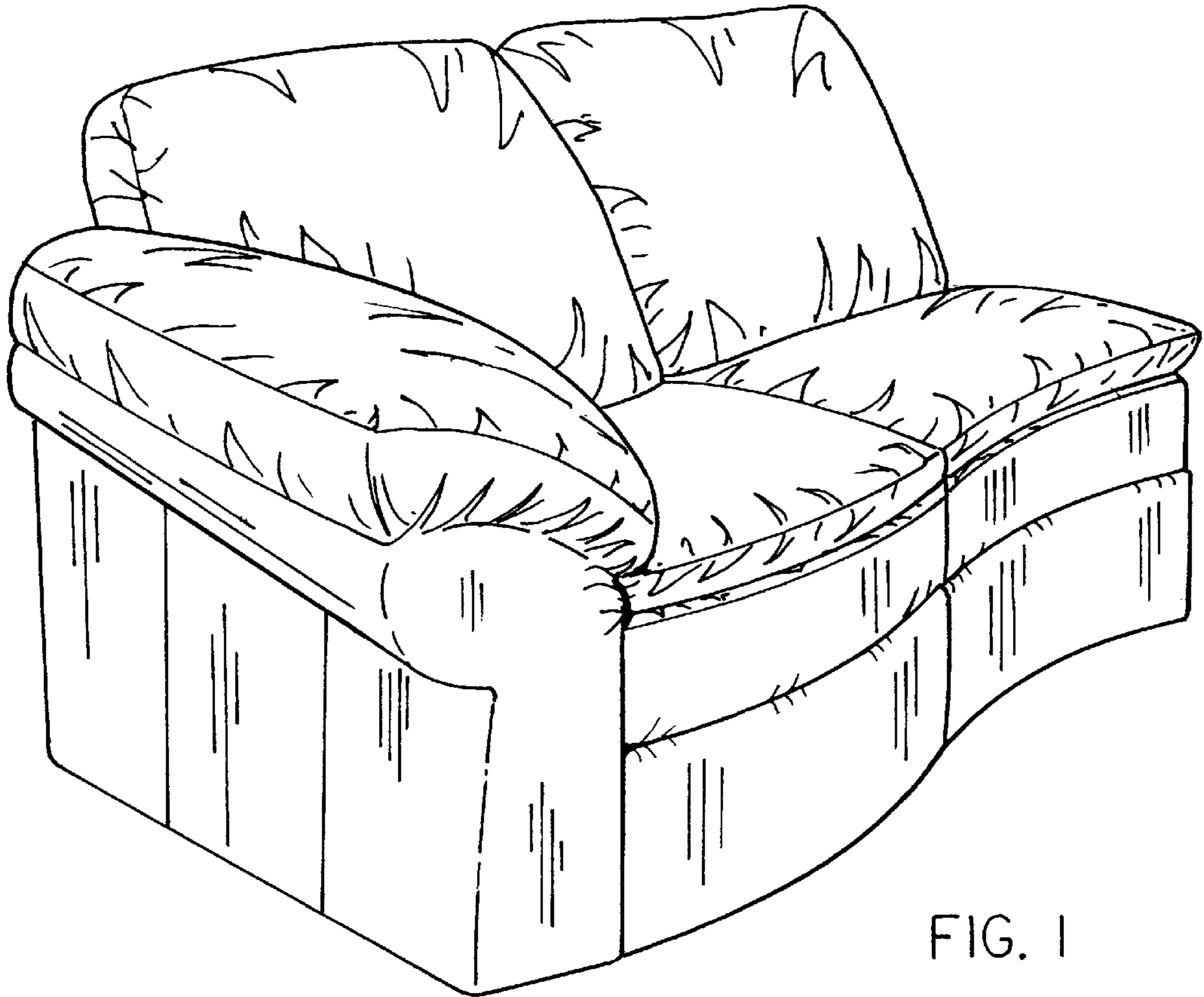
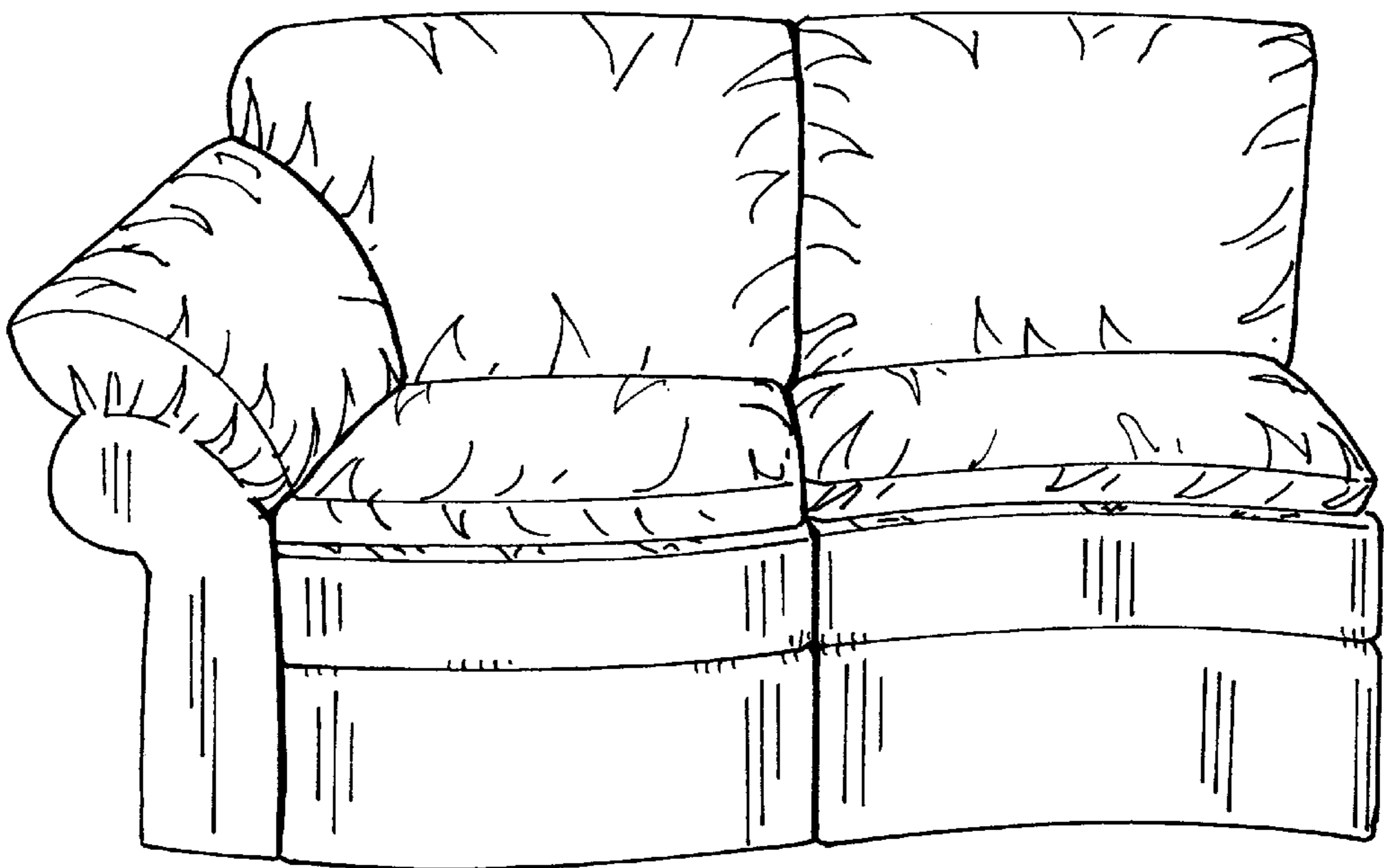


FIG. 1

FIG. 2




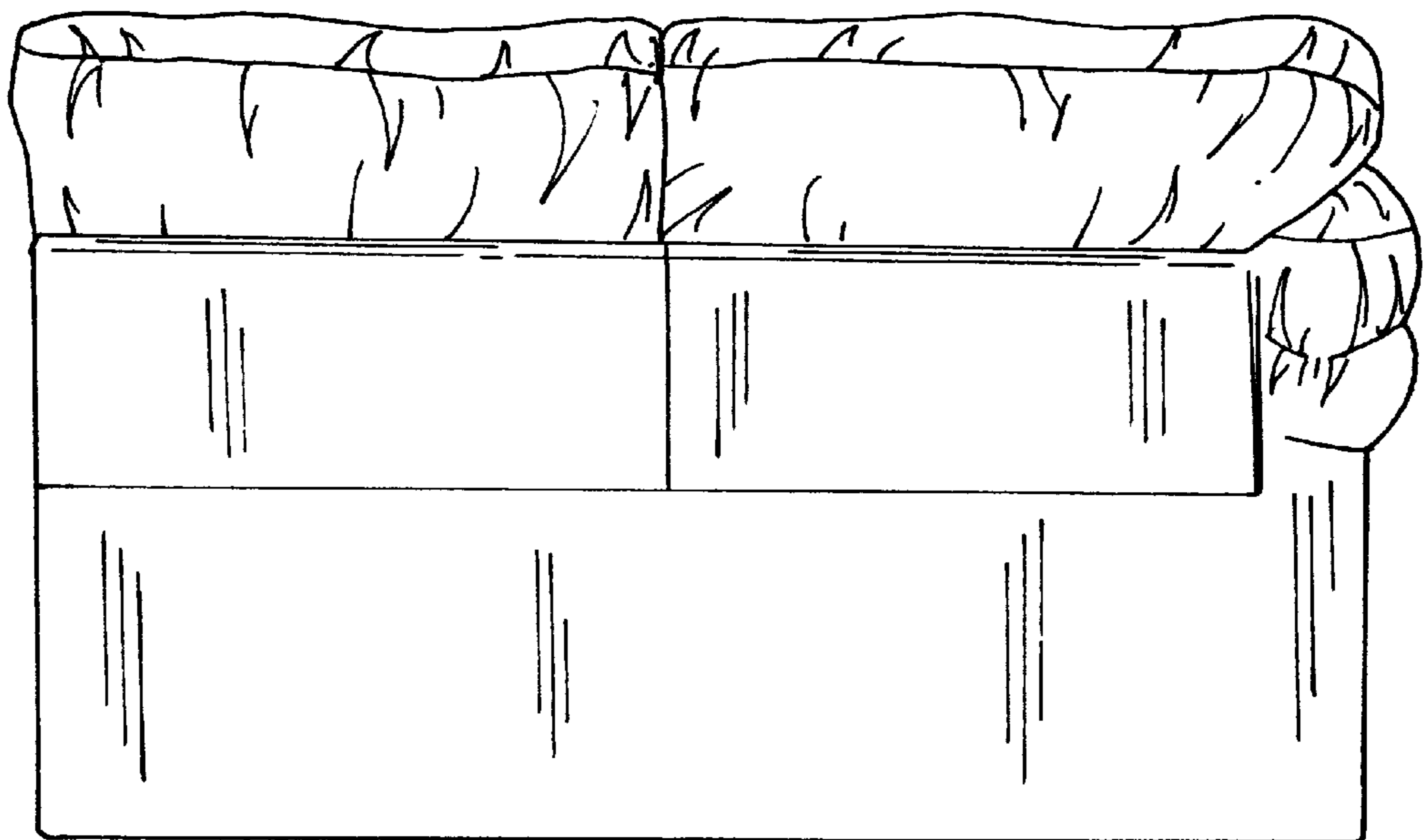


FIG. 3

FIG. 4






FIG. 5