



US00D429866S

United States Patent [19]

Zhang et al.

[11] Patent Number: Des. 429,866

[45] Date of Patent: ** *Aug. 29, 2000

[54] 2-SECTION FILLED FOOD PRODUCT

[75] Inventors: **Decai Zhang; Michael N. Bauman; Hillis Kaufman; Doyle Tankersley; Nancy Esterline; Gerry I. Johnson**, all of Battle Creek, Mich.

[73] Assignee: **Kellogg Company**, Battle Creek, Mich.

[*] Notice: This patent is subject to a terminal disclaimer.

[**] Term: **14 Years**

[21] Appl. No.: **29/094,825**

[22] Filed: **Oct. 9, 1998**

[51] **LOC (7) Cl.** **01-01**

[52] **U.S. Cl.** **D1/121; D1/128**

[58] **Field of Search** **D1/120, 121, 125, D1/128-130; 426/89, 94, 96, 103; 425/403; D7/672**

[56] References Cited

U.S. PATENT DOCUMENTS

D. 90,688	9/1933	Sherrill	D1/121
D. 99,994	6/1936	Brooks	D1/121
D. 148,602	2/1948	Bemis	D1/129
D. 231,417	4/1974	Maiola	D1/128
D. 266,030	9/1982	Madonia	D1/129
D. 404,887	2/1999	Prins	D1/129
D. 408,960	5/1999	Kauffman et al.	D1/125
2,246,770	6/1941	Wessel	426/87

OTHER PUBLICATIONS

Hershey's 1934 Cookbook, SMITHMARK Publishers Inc., New York, NY., chocolate cream eclairs shown on p. 70, 1993.

Primary Examiner—Alan P. Douglas
Assistant Examiner—Linda Brooks
Attorney, Agent, or Firm—Melissa M. Koehn

[57] CLAIM

The ornamental design for a 2-section filled food product, as shown and described.

DESCRIPTION

FIG. 1 is as perspective view of an embodiment of the 2-section filled food product.

FIG. 2 is a front view of the 2-section filled food product of FIG. 1.

FIG. 3 is a left view of the 2-section filled food product. of FIG. 2.

FIG. 4 is a back view of the 2-section filled food product shown in FIG. 2, FIG. 8, FIG. 13, and FIG. 18.

FIG. 5 is a right view of the 2-section filled food product shown in FIG. 2.

FIG. 6 is a top end view of the 2-section filled food product shown in FIG. 2.

FIG. 7 is a bottom end view of the 2-section filled food product shown in FIG. 2.

FIG. 8 is a plan view of an alternative embodiment of the 2-section filled food product of FIG. 1. In this embodiment, frosting is deposited on the top surface of the 2-section filled food product.

FIG. 9 is a right side view of the embodiment of FIG. 8.

FIG. 10 is a left side view of the embodiment of FIG. 8.

FIG. 11 is a top end view of the embodiment of FIG. 8.

FIG. 12 is a bottom end view of the embodiment of FIG. 8.

FIG. 13 is a plan view of a further embodiment of the 2-section filled food product of FIG. 1. In this embodiment, a coarse granular edible topping is deposited on the top surface of the 2-section filled food product.

FIG. 14 is a right side view of the embodiment of FIG. 13.

FIG. 15 is a left side view of the embodiment of FIG. 13.

FIG. 16 is a top end view of the embodiment of FIG. 13.

FIG. 17 is a bottom end view of the embodiment of FIG. 13.

FIG. 18 is a plan view of an alternative embodiment of the 2-section filled food product of FIG. 1 having a fine granular topping, applied to the top surface thereof.

FIG. 19 is a right side view of the embodiment of FIG. 18.

FIG. 20 is a left side view of the embodiment of FIG. 18.

FIG. 21 is a top end view of the embodiment of FIG. 18; and,

FIG. 22 is bottom end view of the embodiment of FIG. 18.

1 Claim, 5 Drawing Sheets

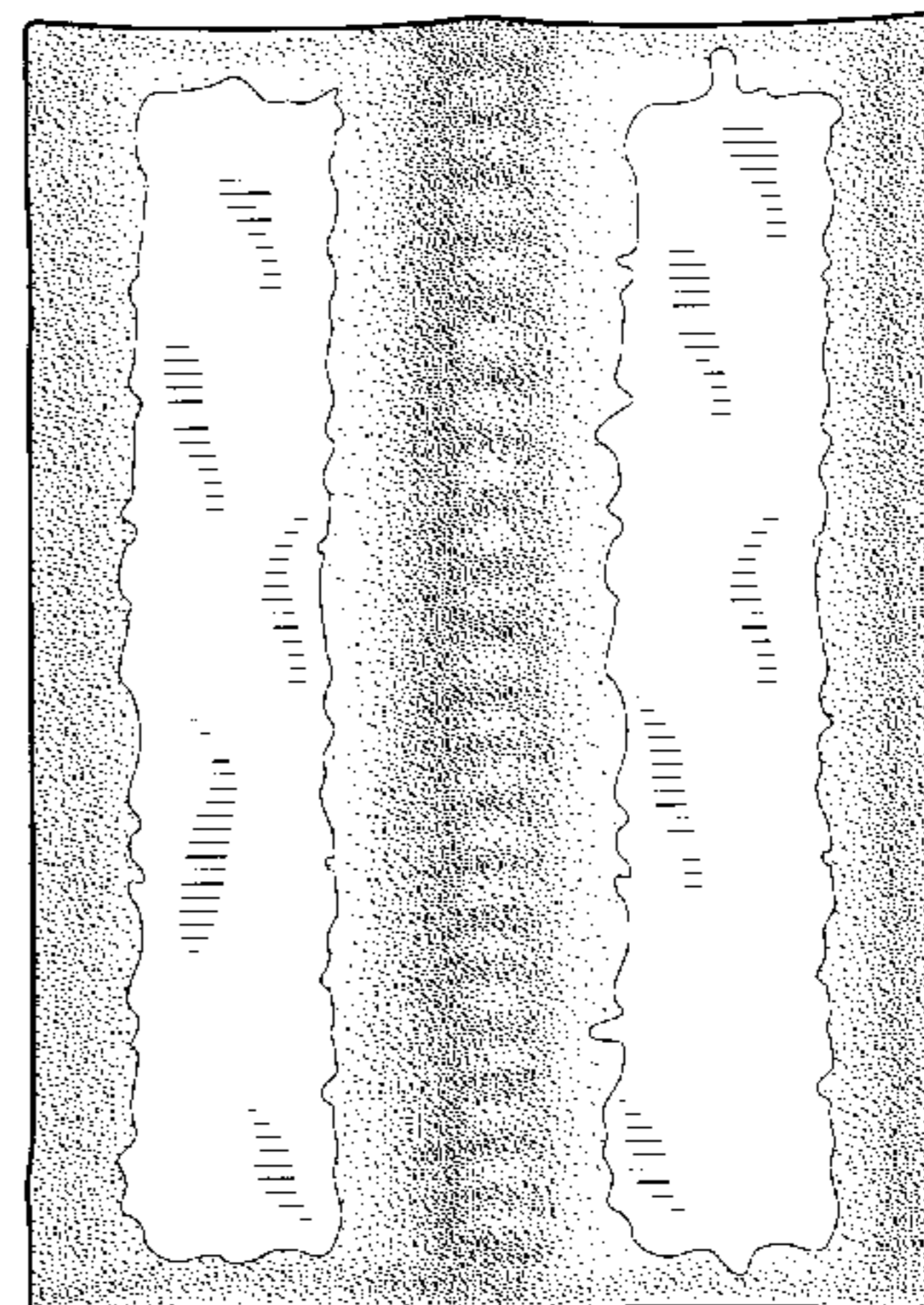
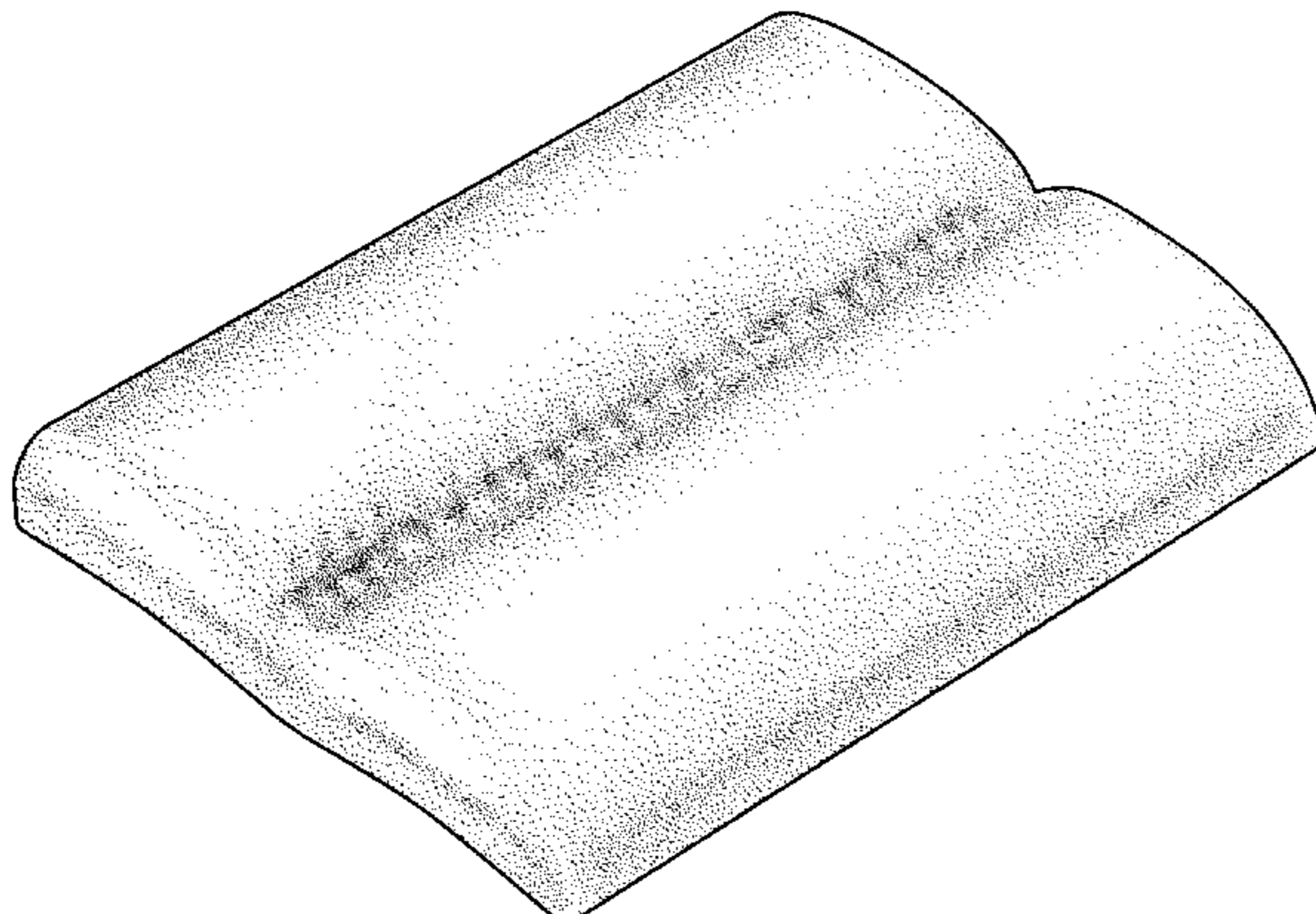


FIG. 1

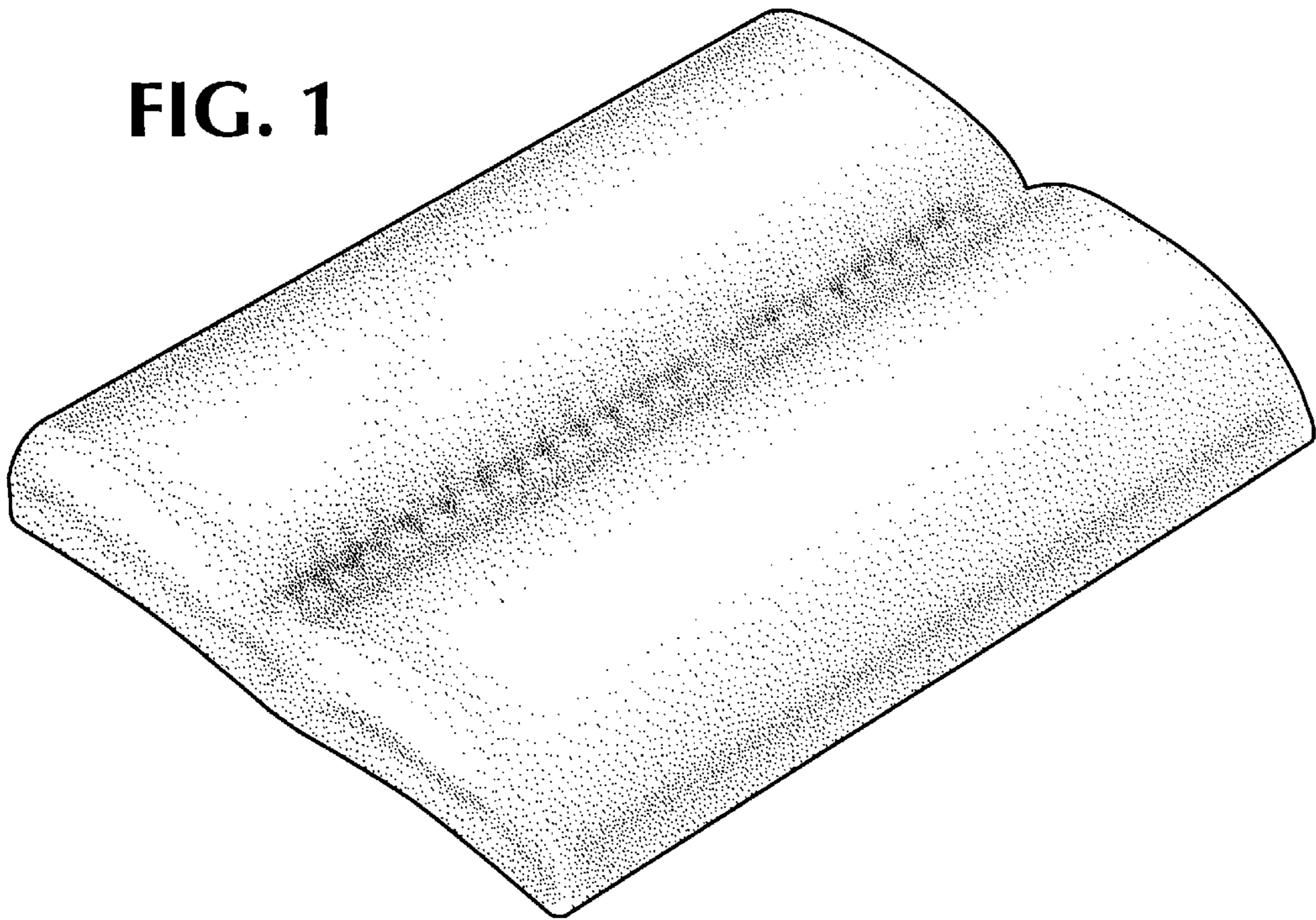


FIG. 2

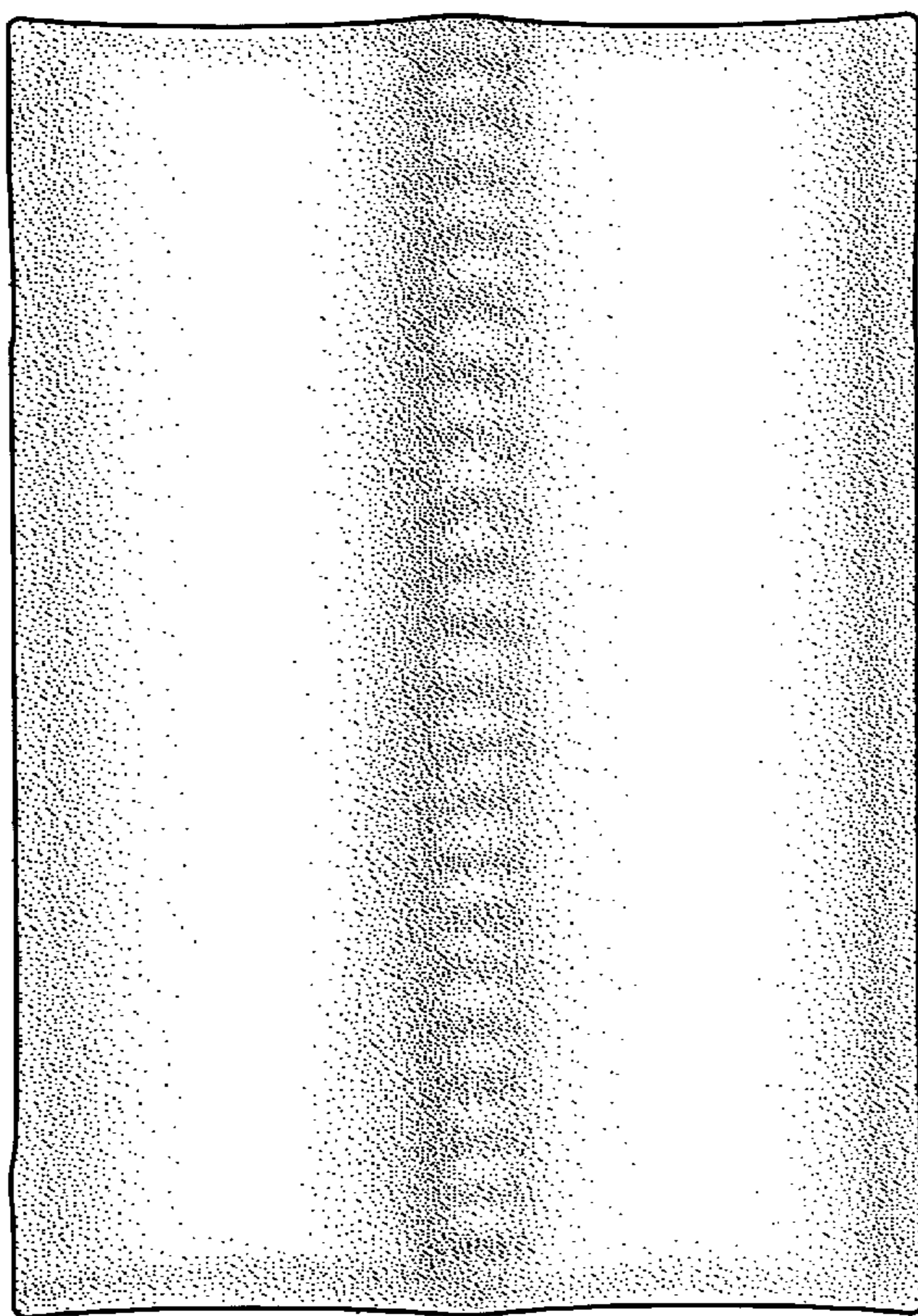


FIG. 3

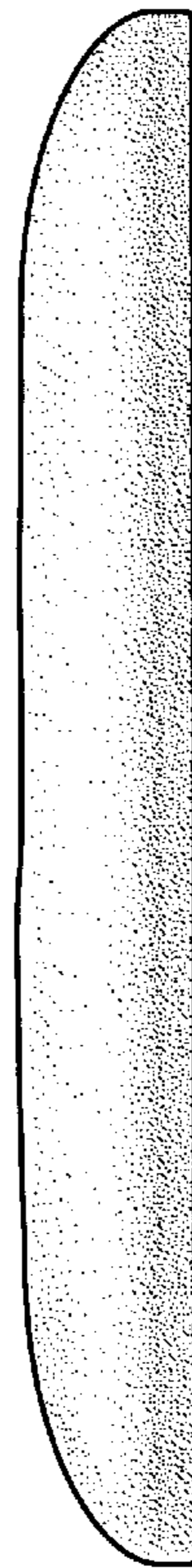


FIG. 4




FIG. 5

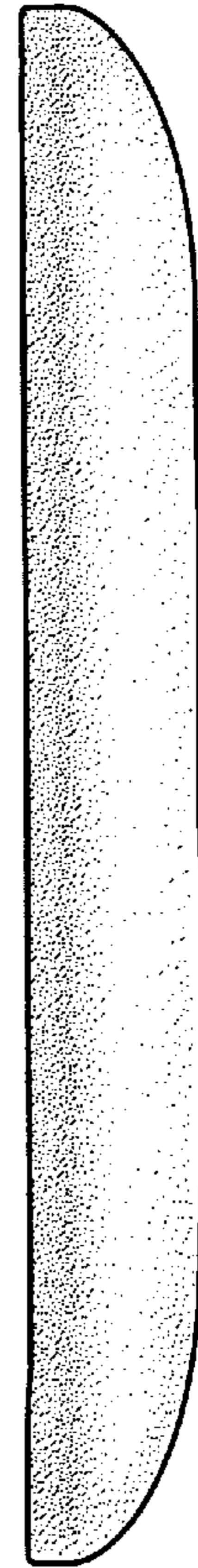


FIG. 6



FIG. 7



FIG. 8

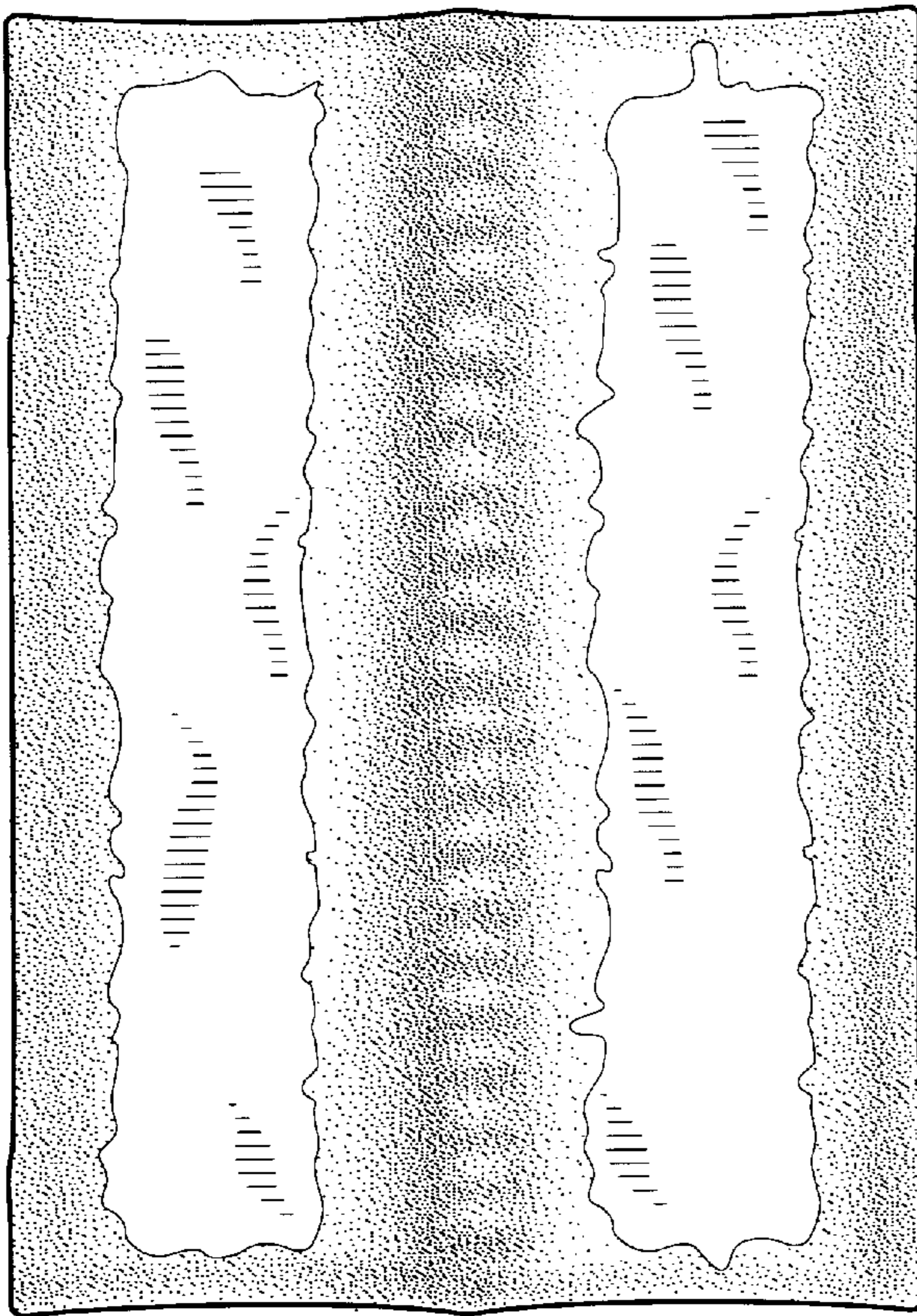


FIG. 9




FIG. 10



FIG. 11




FIG. 12



FIG. 13

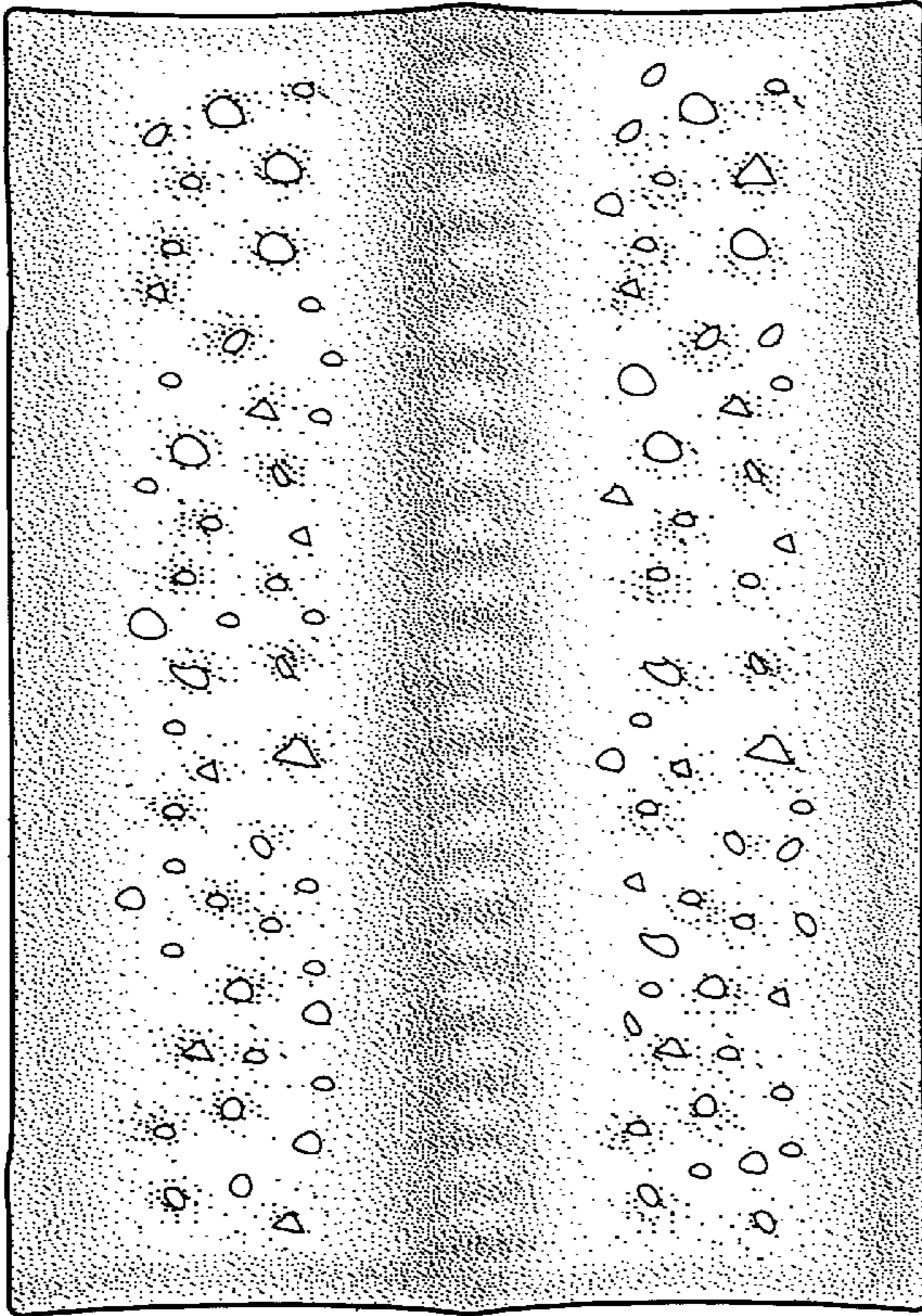


FIG. 14




FIG. 15




FIG. 16



FIG. 17



FIG. 18

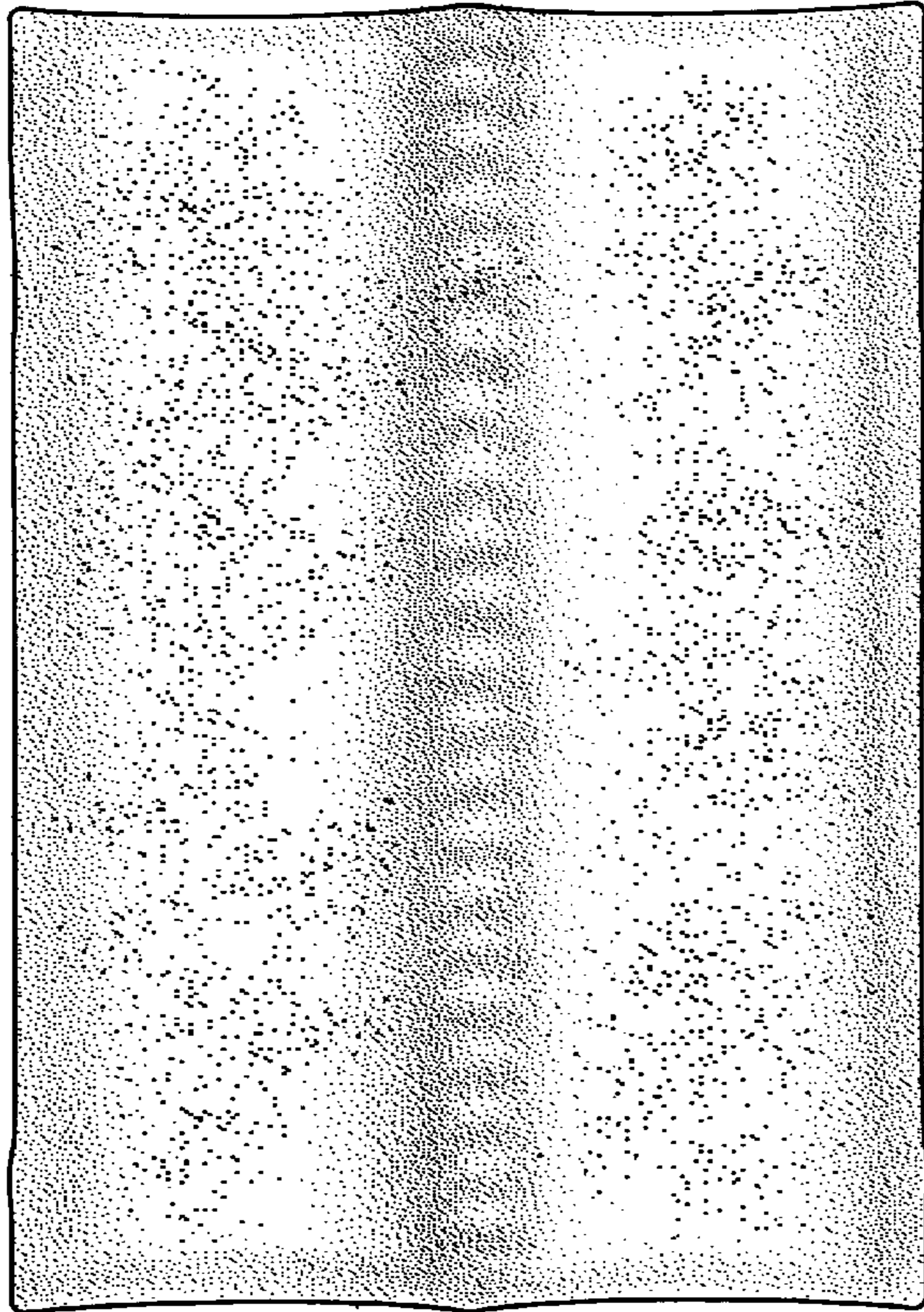


FIG. 19

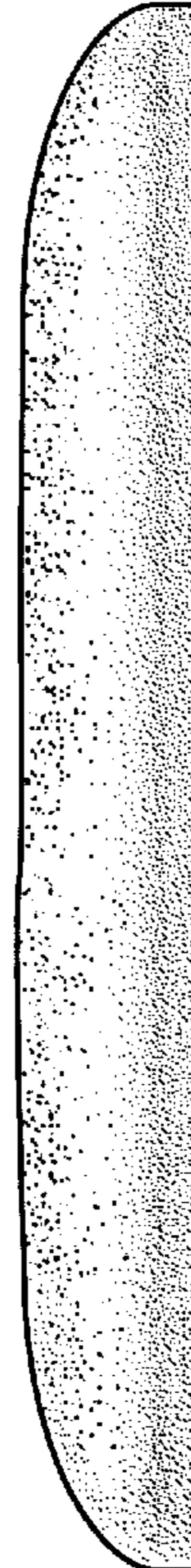


FIG. 20

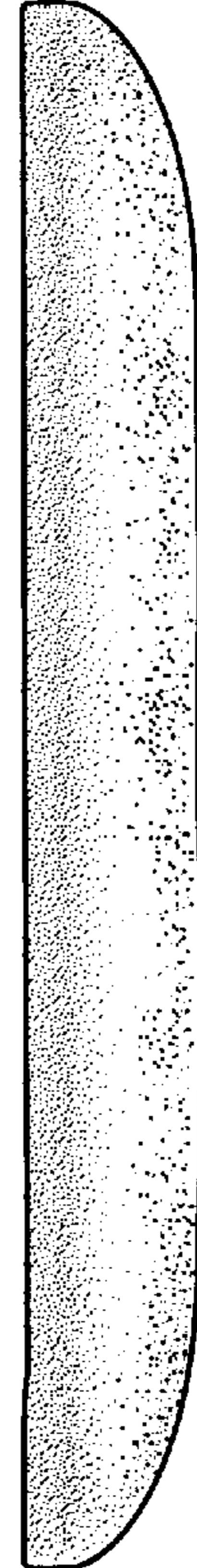


FIG. 21



FIG. 22

