



US00D429861S

United States Patent [19]
Denney

[11] **Patent Number: Des. 429,861**

[45] **Date of Patent: ** Aug. 22, 2000**

[54] **MOP HEAD**

[75] Inventor: **Denys Denney**, Bear, Del.

[73] Assignee: **Foamex LP**, Linwood, Pa.

[**] Term: **14 Years**

[21] Appl. No.: **29/110,267**

[22] Filed: **Sep. 2, 1999**

[51] **LOC (7) Cl.** **04-01**

[52] **U.S. Cl.** **D32/40; D32/50**

[58] **Field of Search** **D28/63; D32/40,**
D32/50-52; 15/116.2, 118, 119.2, 208,
209.1, 210.5, 244.1, 244.2, 244.3, 244.4;
451/527, 529, 530, 534, 539; 601/136,
138

[56] **References Cited**

U.S. PATENT DOCUMENTS

D. 403,818	1/1999	Chang	D32/50
D. 403,820	1/1999	Chang	D32/50
1,877,527	9/1932	Moran	15/244.4 X
3,707,012	12/1972	Lane	15/244.4 X
4,055,029	10/1977	Kalbow	451/527
4,969,226	11/1990	Seville	15/244.4
5,212,910	5/1993	Breivogel et al.	451/530
5,709,598	1/1998	Nishio et al.	451/530

Primary Examiner—Alan P. Douglas
Assistant Examiner—Lavone Tabor
Attorney, Agent, or Firm—Connolly Bove Lodge & Hutz LLP

[57] **CLAIM**

The ornamental design for a mop head, as shown and described.

DESCRIPTION

FIG. 1 is a front elevational view of a mop head showing my new design, wherein the rear elevational view is identical; FIG. 2 is a right end elevational view of the design of FIG. 1; FIG. 3 is a top plan view of the design of FIG. 1; FIG. 4 is a bottom plan view of the design of FIG. 1; FIG. 5 is a left end elevational view of the design of FIG. 1; FIG. 6 is a front elevational view of an alternate embodiment of a mop head showing my new design, wherein the rear elevational view is identical, and wherein the top plan view is identical to that shown in FIG. 3, and wherein the bottom plan view is identical to that shown in FIG. 4; FIG. 7 is a right end elevational view of the design of FIG. 6; and, FIG. 8 is a left end elevational view of the design of FIG. 6.

1 Claim, 2 Drawing Sheets





Fig. 3.




Fig. 1.




Fig. 2.




Fig. 4.




Fig. 5.




Fig. 6.




Fig. 7.




Fig. 8.

