



US00D429857S

# United States Patent [19] Griffin

[11] Patent Number: Des. 429,857

[45] Date of Patent: \*\* Aug. 22, 2000

[54] VACUUM CLEANER

5,606,769 3/1997 Tomasiak et al. .... 15/327.6

[75] Inventor: John Griffin, Phoenix, Ariz.

### OTHER PUBLICATIONS

[73] Assignee: Shop Vac Corporation, Williamsport, Pa.

Shop-Vac Brochure, 707 Series Super Performance Wet/Dry Vacs, Model No. 707-10, dated Mar. 1991.

[\*\*] Term: 14 Years

Shop-Vac Brochure, QSP Series—Quiet Super Power Wet/Dry Vacs, Models 900-86 and 900-87, dated Aug. 1993.

[21] Appl. No.: 29/102,626

Shop-Vac Brochure, QSP Series—Quiet Super Power Wet/Dry Vacs, Model No. 900-29, dated Aug. 1993.

[22] Filed: Mar. 29, 1999

Shop-Vac Brochure, Series 914—Quiet Super Performance Wet/Dry Vacs, Model Nos. 914-15 and 914-27, dated Apr. 1997.

### Related U.S. Application Data

Shop-Vac Brochure, Floormaster, Wet & Dry Cleaning System, Model No. 909-50, dated Jan. 1989.

[63] Continuation-in-part of application No. 29/097,419, Dec. 7, 1998.

Shop-Vac Brochure, The QSP Line of Wet/Dry Vacs from Shop Vac, dated 1994.

[51] LOC (7) Cl. .... 15-02

Shop-Vac Brochure, All Around Vac, dated 1997.

[52] U.S. Cl. .... D32/23

Shop-Vac Brochure, QSP PRO, dated 1998.

[58] Field of Search ..... D32/21, 23-25, D32/31; 15/327.1, 327.2, 327.4, 320-321, 323, 352, 353, 347, 328

Shop-Vac Brochure, QPV, dated 1997.

Shop-Vac Brochure, 1X1 Wet/Dry Vac, dated 1997.

Karcher Brochure, High Performance Wet and Dry Vacuums, Dust Extraction and Spray Extraction Machines.

### References Cited

Primary Examiner—Ruth McInroy

Attorney, Agent, or Firm—Marshall, O’Toole, Gerstein, Murray & Borun

#### U.S. PATENT DOCUMENTS

|            |         |                      |           |
|------------|---------|----------------------|-----------|
| D. 287,171 | 12/1986 | Berfield et al. .... | 32/25     |
| D. 315,624 | 3/1991  | Kimura et al. ....   | D32/23    |
| D. 357,336 | 4/1995  | Moine et al. ....    | D32/23    |
| D. 357,773 | 4/1995  | Wareham et al. ....  | D32/23    |
| D. 358,010 | 5/1995  | Berfield et al. .... | 32/23     |
| D. 361,179 | 8/1995  | Moine et al. ....    | D32/23    |
| D. 362,091 | 9/1995  | Tomasiak et al. .... | D32/23    |
| D. 372,567 | 8/1996  | Moine et al. ....    | D32/23    |
| D. 373,862 | 9/1996  | Stephens et al. .... | D32/23    |
| D. 383,575 | 9/1997  | Griffin .....        | 32/23     |
| D. 384,448 | 9/1997  | Stephens et al. .... | D32/23    |
| D. 388,565 | 12/1997 | Petrobon .....       | D32/23    |
| D. 389,962 | 1/1998  | Berfield et al. .... | 32/23     |
| D. 395,119 | 6/1998  | Berfield .....       | 34/23     |
| 2,920,337  | 1/1960  | Smith .....          | 15/323    |
| 4,797,072  | 1/1989  | Berfield et al. .... | 417/423.3 |
| 4,836,753  | 6/1989  | Berfield et al. .... | 417/236   |
| 4,880,364  | 11/1989 | Berfield et al. .... | 417/423.1 |
| 5,144,716  | 9/1992  | Watanabe et al. .... | 15/323    |


### [57] CLAIM


The ornamental design for a vacuum cleaner, as shown and described.

### DESCRIPTION

FIG. 1 is a perspective view of a vacuum cleaner showing my new design;  
FIG. 2 is a front elevational view thereof;  
FIG. 3 is a back elevational view thereof;  
FIG. 4 is a left elevational view thereof;  
FIG. 5 is a right elevational view thereof;  
FIG. 6 is a top plan view thereof; and,  
FIG. 7 is a bottom view thereof.

1 Claim, 7 Drawing Sheets





**Fig. 1**


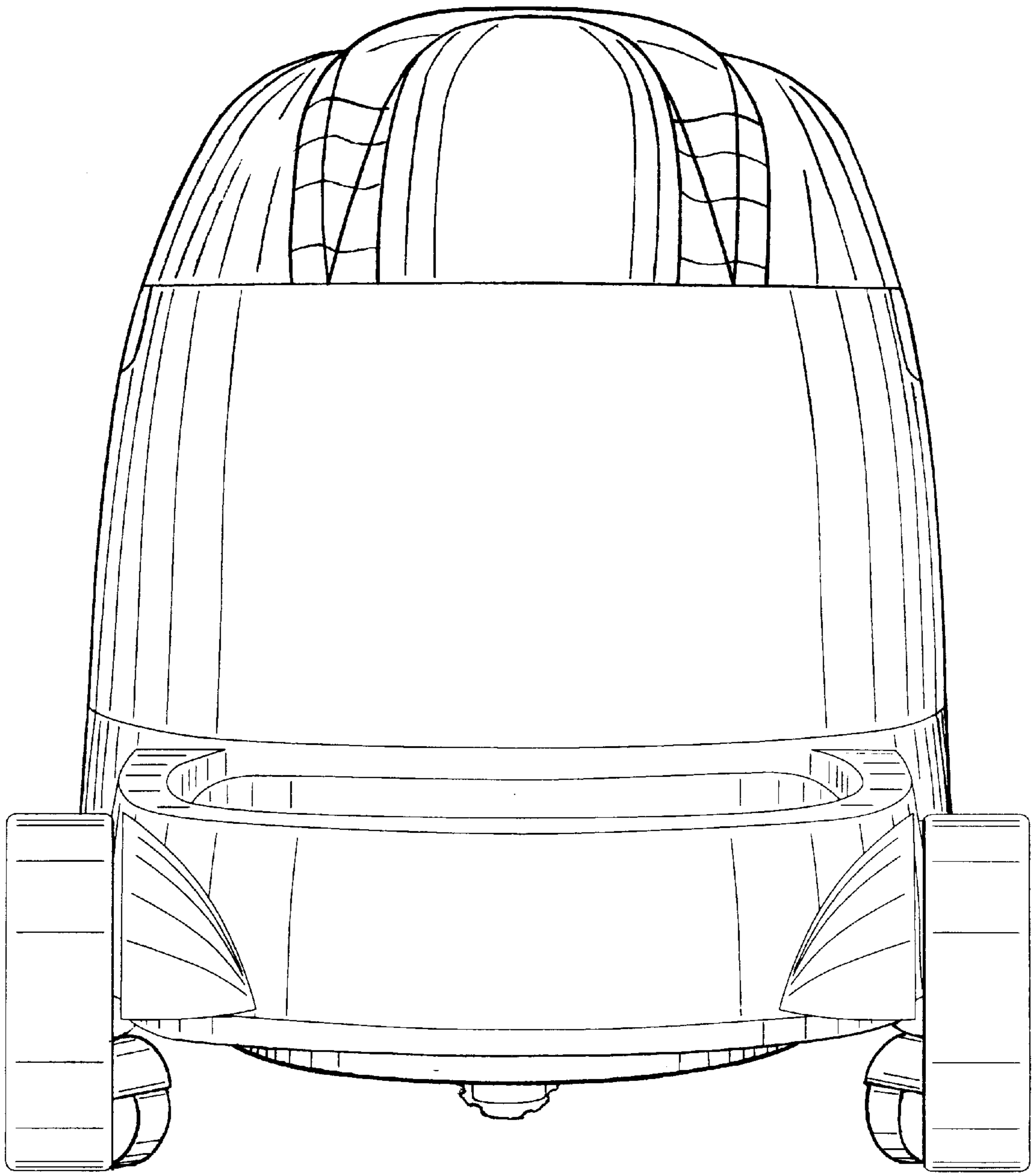




Fig. 2



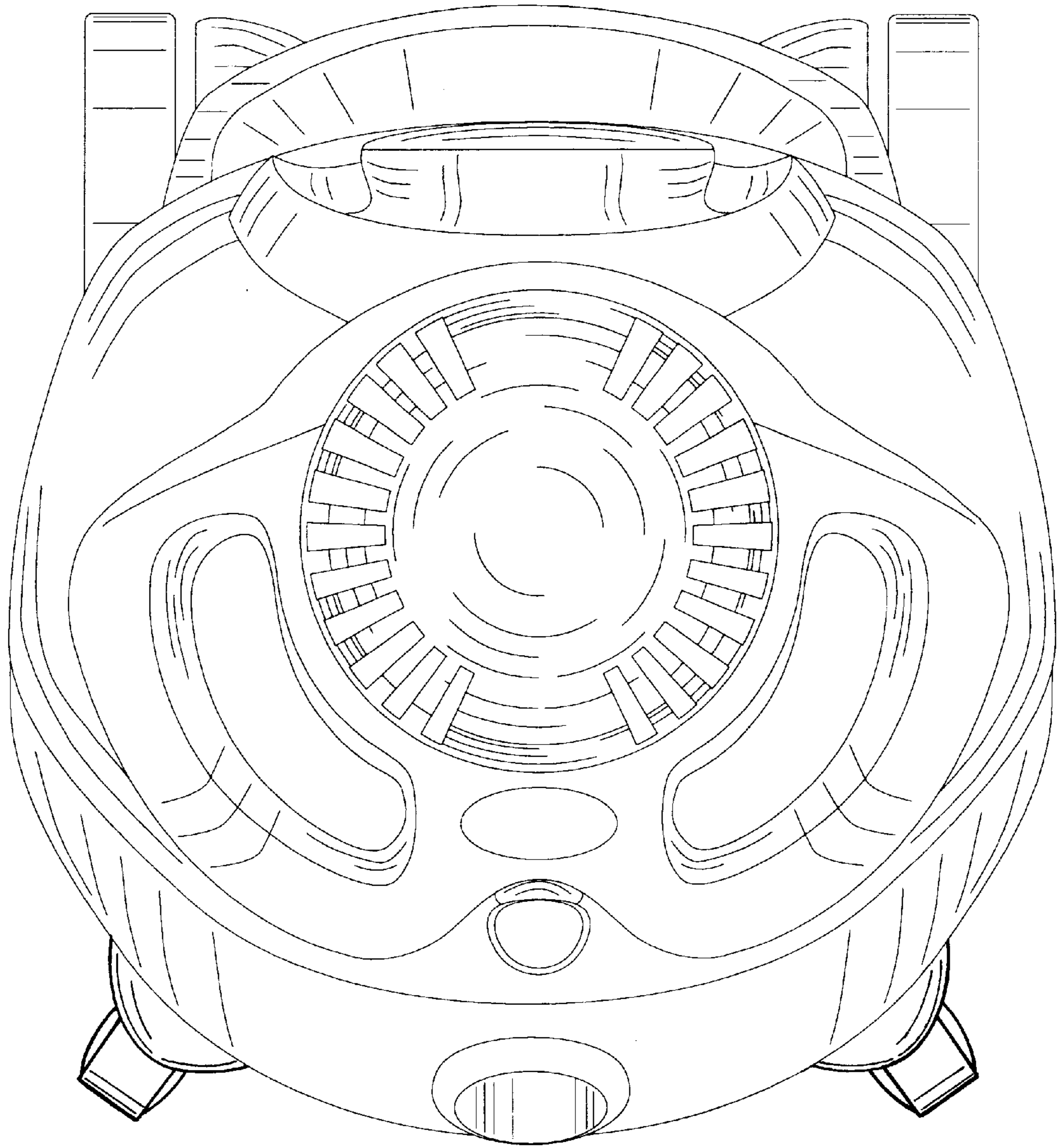
**Fig. 3**



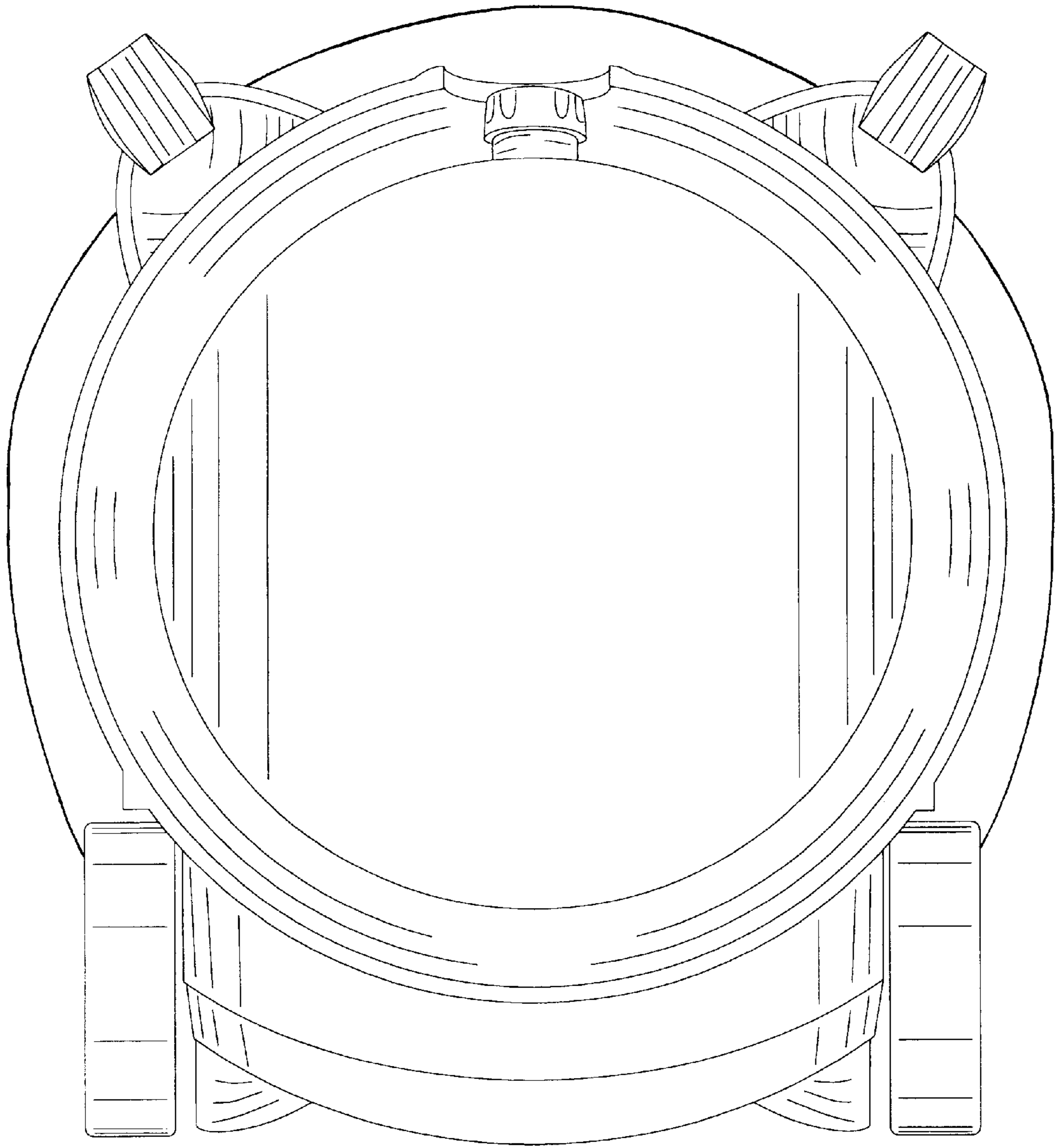
**Fig. 4**



**Fig. 5**



**Fig. 6**



**Fig. 7**