



US00D429766S

United States Patent [19]

Elmer

[11] **Patent Number: Des. 429,766**

[45] **Date of Patent: ** Aug. 22, 2000**

[54] **ADVERTISING SIGN FOR VEHICLES**

[76] Inventor: **William A. Elmer**, HTH, Inc. 711 Jackson St., Winter Park, Fla. 32789-4610

[**] Term: **14 Years**

[21] Appl. No.: **29/106,780**

[22] Filed: **Jun. 22, 1999**

[51] **LOC (7) Cl. 20-03**

[52] **U.S. Cl. D20/10**

[58] **Field of Search D20/10, 19, 29; 40/584, 572, 591, 592; D26/31**

[56] **References Cited**

U.S. PATENT DOCUMENTS

D. 255,726	7/1980	Leuthesser	D26/31
D. 386,091	11/1997	Caulk	D20/10
D. 386,208	11/1997	Caulk	D20/10
D. 418,930	1/2000	De Leon	D26/31
4,052,806	10/1977	George	40/592

Primary Examiner—Susan J. Lucas
Assistant Examiner—Jennifer Rivard
Attorney, Agent, or Firm—Allen, Dyer, Doppelt, Milbrath & Gilchrist, P.A.

[57] **CLAIM**


The ornamental design for an advertising sign for vehicles, as shown and described.

DESCRIPTION

FIG. 1 is a top, front perspective view of an advertising sign for vehicles showing my new design;
FIG. 2 is a front elevation view thereof, the rear elevation view being a mirror image;
FIG. 3 is a right side elevation view thereof, the left elevation view being a mirror image;
FIG. 4 is a top plan view thereof;
FIG. 5 is a bottom plan view thereof; and,
FIG. 6 is a cutaway close-up front, top, and left perspective view of the “crown” of the sign.

The broken lines are shown for illustrative purposes only and forms no part of the claimed design.

1 Claim, 3 Drawing Sheets






FIG. 1.




FIG. 2.

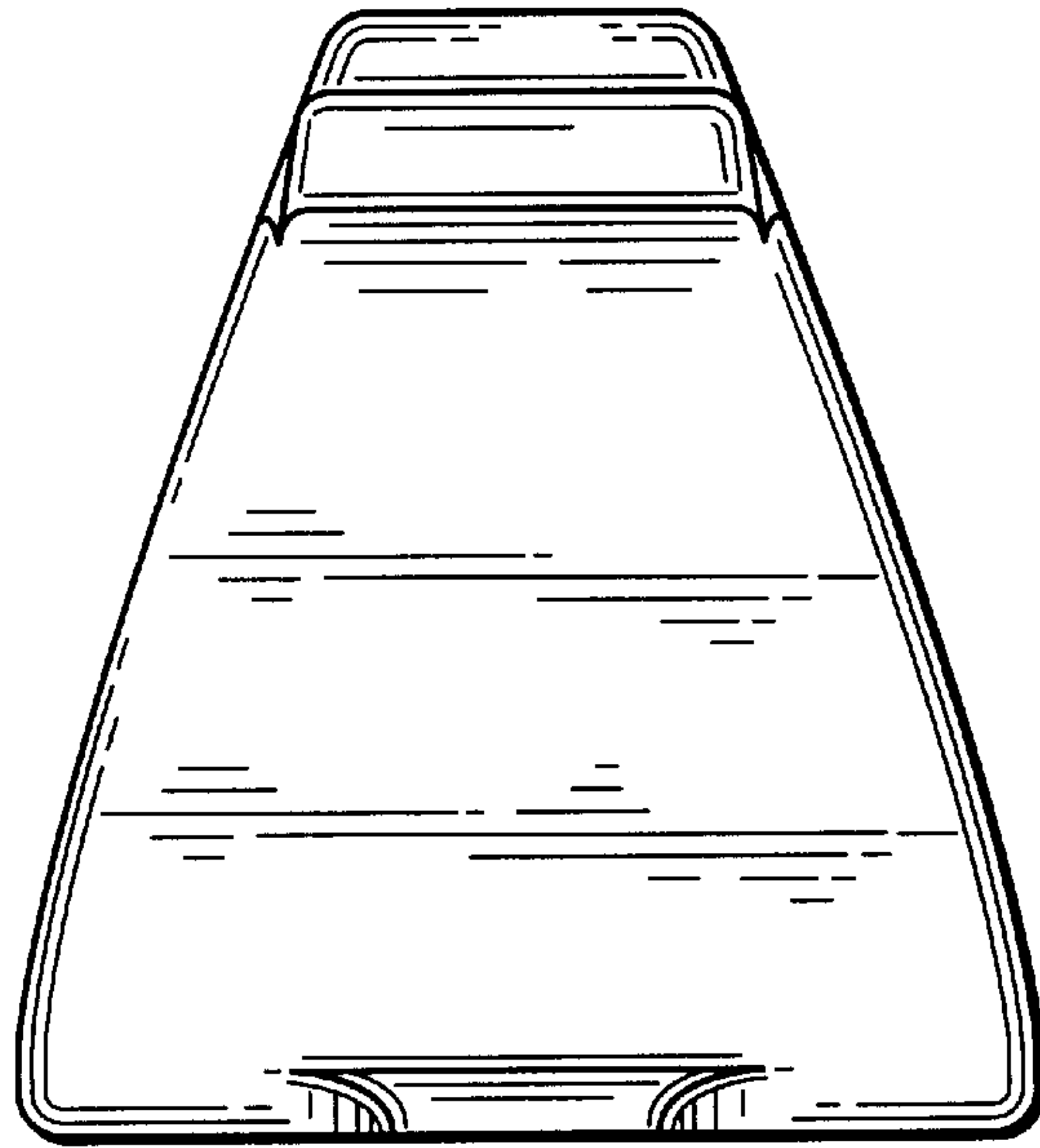


FIG. 3.

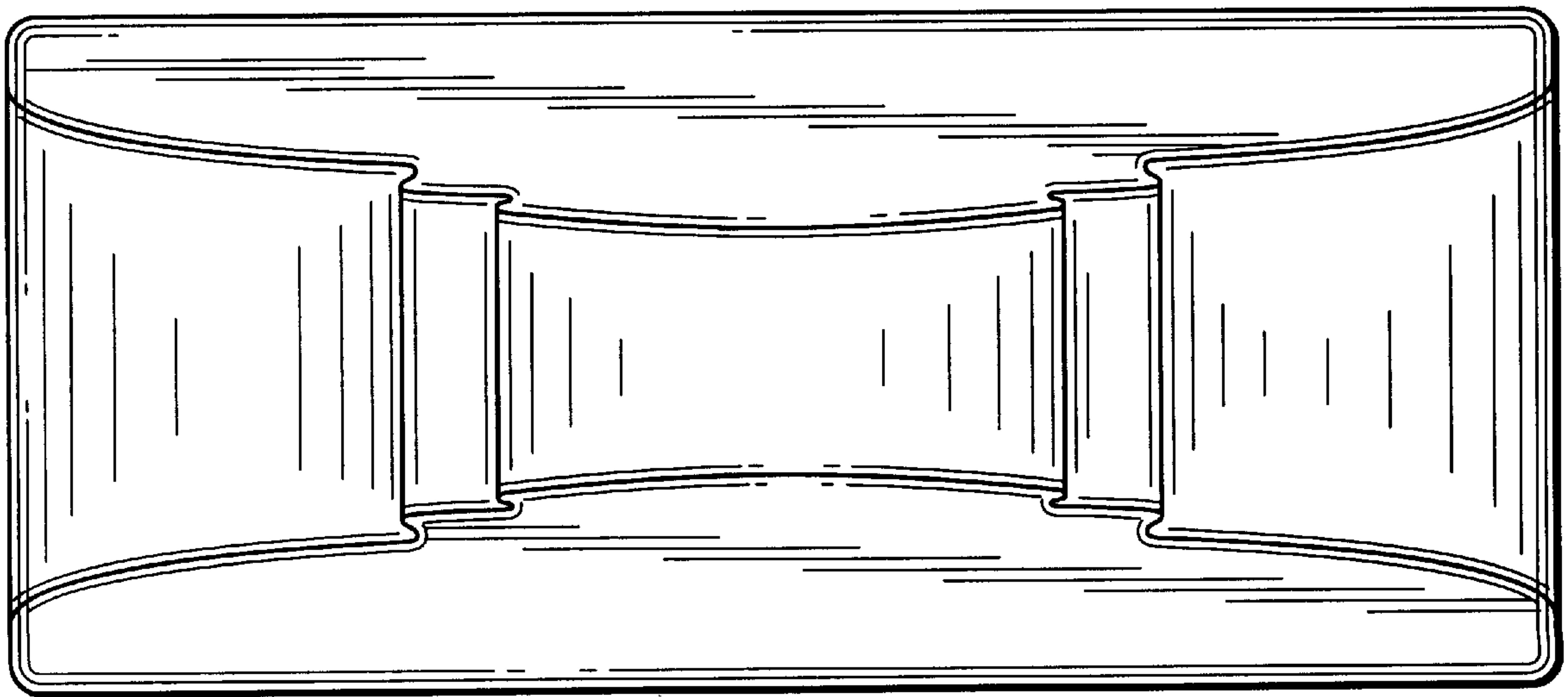


FIG. 4.

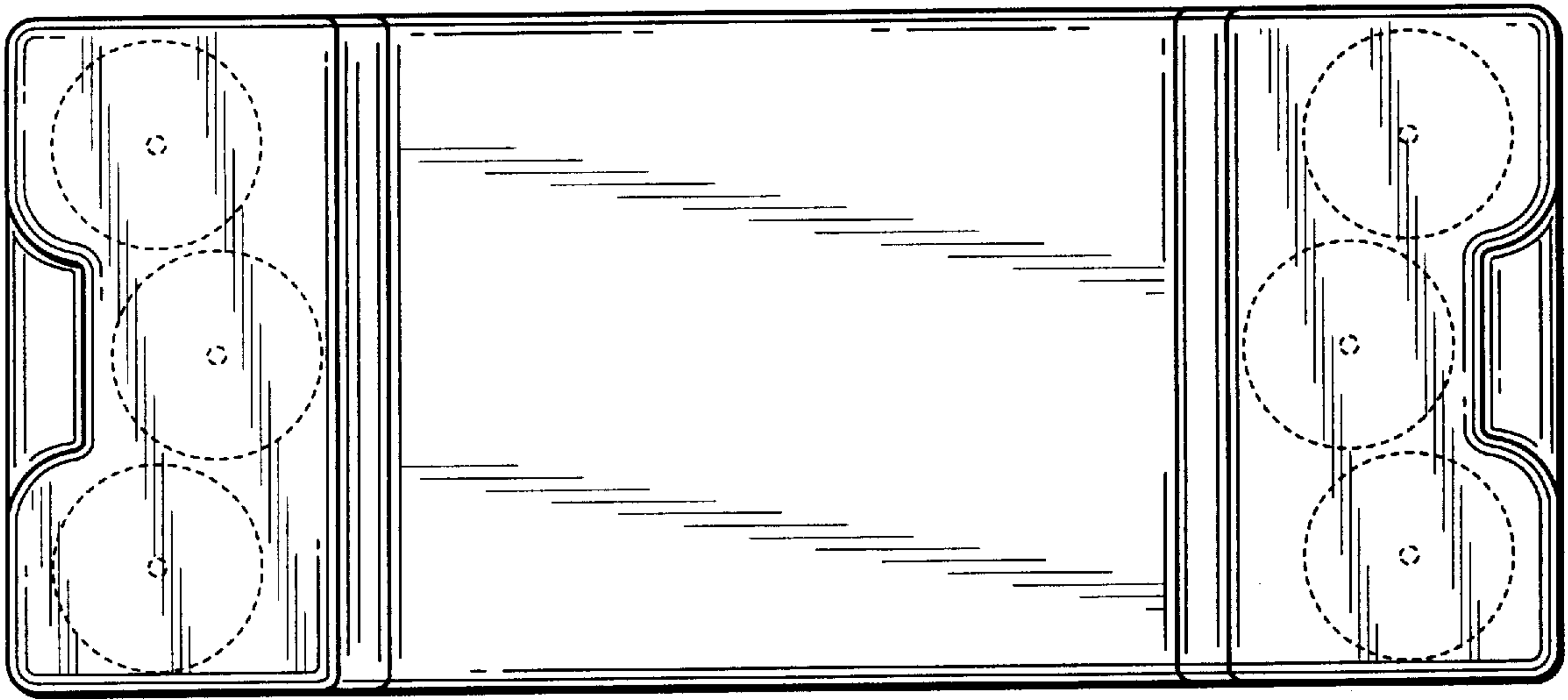


FIG. 5.




FIG. 6.