



US00D429761S

# United States Patent [19] Ward

[11] Patent Number: **Des. 429,761**

[45] Date of Patent: **\*\* Aug. 22, 2000**

[54] **BOOK BOX**

[76] Inventor: **Delores J Ward**, 2924 Barclay Dr.,  
Hays, Kans. 67601

[\*\*] Term: **14 Years**

[21] Appl. No.: **29/120,451**

[22] Filed: **Mar. 17, 2000**

[51] **LOC (7) Cl.** ..... **19-04**

[52] **U.S. Cl.** ..... **D19/31; D19/26; D9/326**

[58] **Field of Search** ..... **D19/26, 27-32,**  
**D19/33, 78, 86, 90, 91, 99, 100; D3/303,**  
**900; 281/15.1, 19.1, 21.1, 27, 29, 30, 31,**  
**35, 44, 45, 51; 402/73, 79, 80 R; D9/326;**  
**206/457, 472**

[56] **References Cited**

**U.S. PATENT DOCUMENTS**

D. 51,091	7/1917	Baitinger	.....	D19/31
D. 175,722	10/1955	Graham	.....	D9/326
D. 234,927	4/1975	Putt	.....	D19/26
D. 271,161	11/1983	Compton	.....	D6/634
D. 386,677	11/1997	Abiteboul	.....	D9/326

1,709,685	4/1929	Rothrock	.....	206/457
1,963,552	6/1934	Horwitt	.....	206/472
2,850,294	9/1958	Ortis et al.	.....	281/22
5,634,667	6/1997	Jordan	.....	281/29
5,662,447	9/1997	Tsai	.....	412/1

*Primary Examiner*—Martie K. Holtje

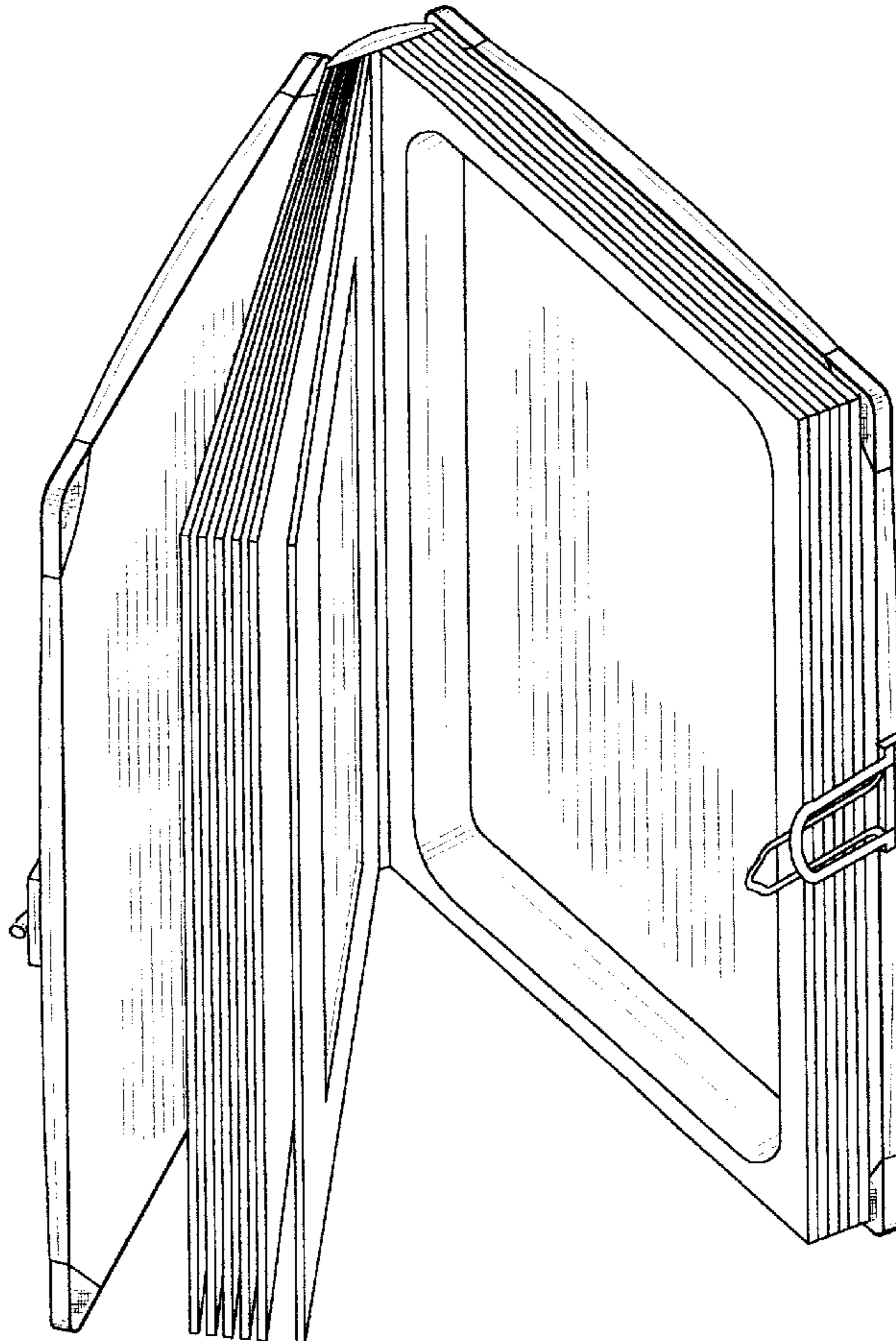

[57] **CLAIM**


The ornamental design for a book box, as shown and described.

**DESCRIPTION**


FIG. 1 is a front elevational view of the book box of the present invention;  
 FIG. 2 is a rear elevational view of the book box of FIG. 1;  
 FIG. 3 is a left side elevational view of the book box of FIG. 1;  
 FIG. 4 is a right side elevational view of the book box of FIG. 1;  
 FIG. 5 is a top plan view of the book box of FIG. 1, the bottom view being a mirror image thereof; and,  
 FIG. 6 is a top, right side perspective in an alternate position view of the book box of FIG. 1.

**1 Claim, 3 Drawing Sheets**

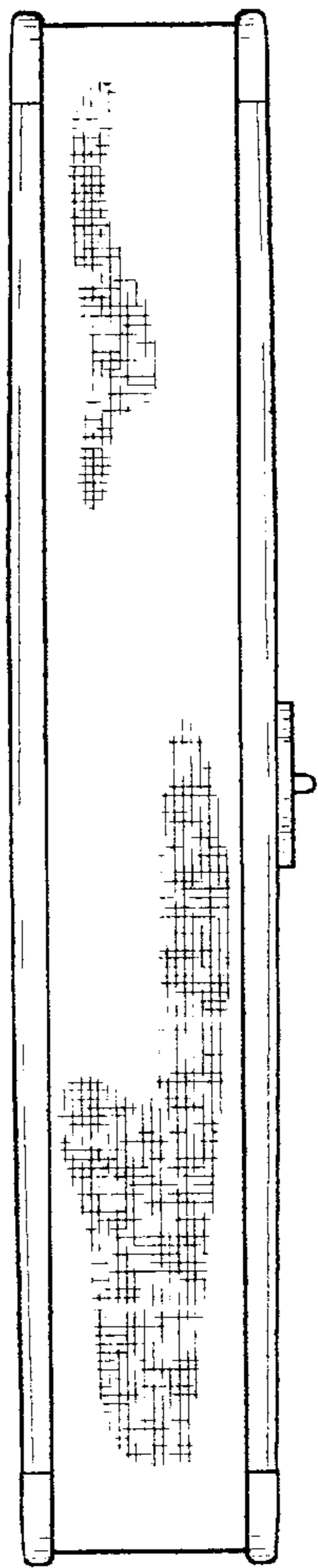




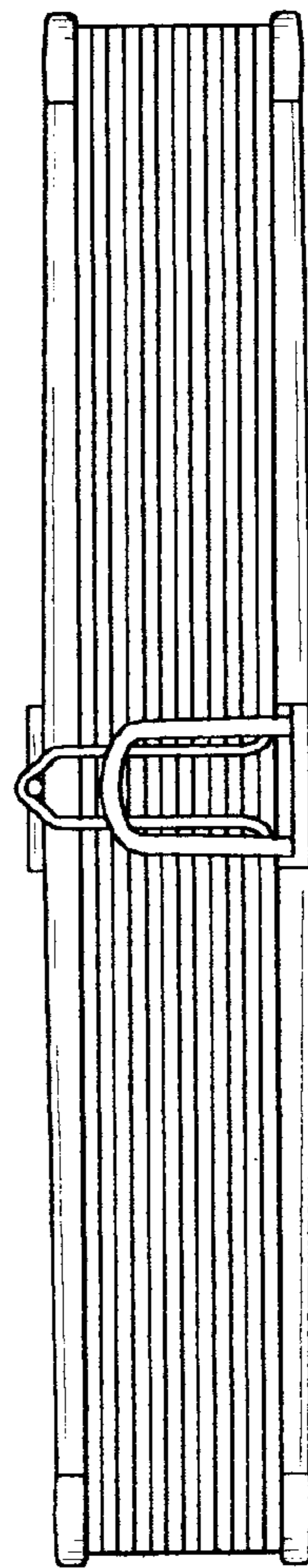
*Fig. 1*




*Fig. 2*



*Fig. 3*

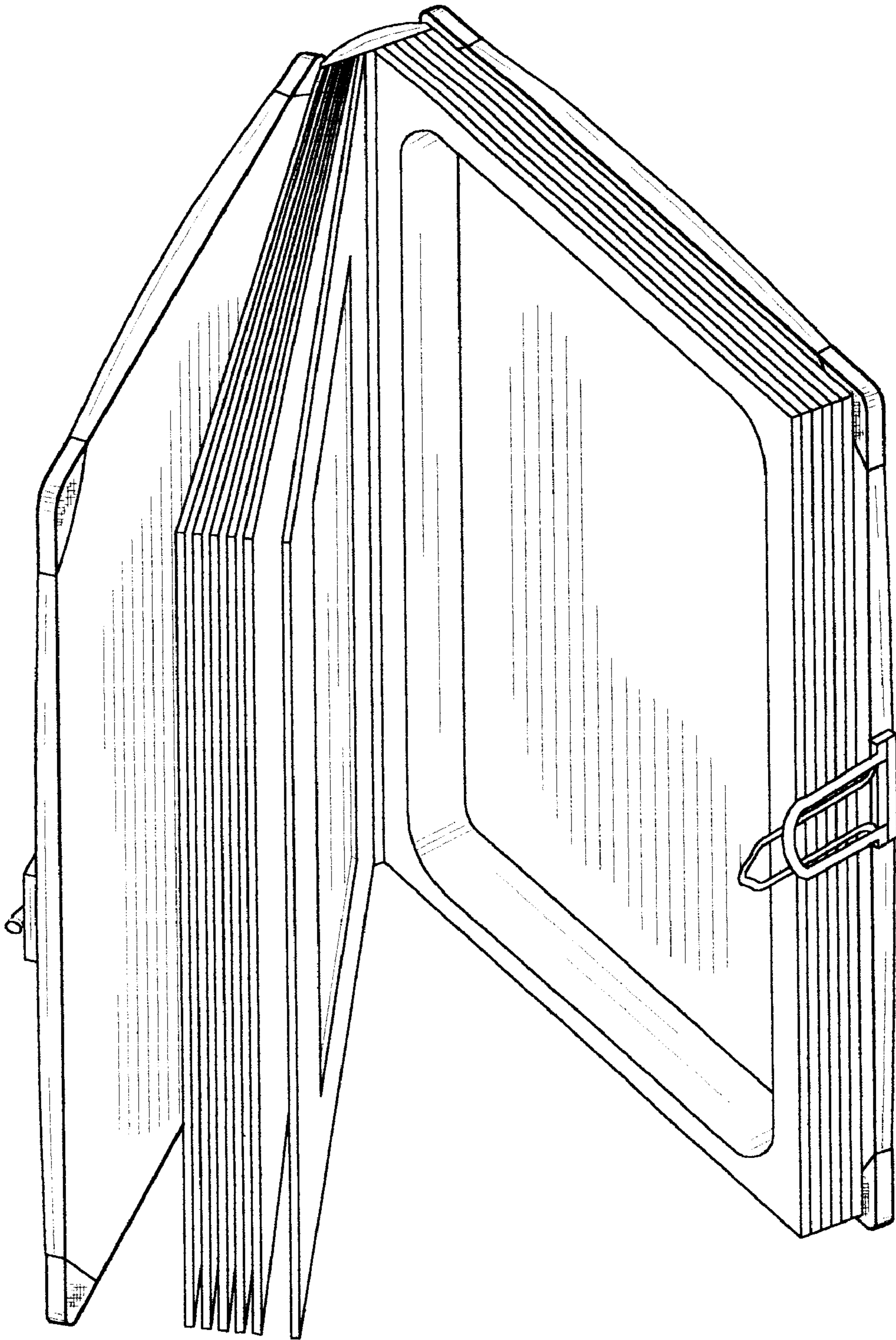


*Fig. 4*



*Fig. 5*





*Fig. 6*