



US00D429739S

**United States Patent** [19]  
**McSpadden et al.**

[11] **Patent Number: Des. 429,739**  
[45] **Date of Patent: \*\* \*Aug. 22, 2000**

[54] **FUEL DISPENSING UNIT**

[75] Inventors: **John S. McSpadden**, Greensboro, N.C.; **Cheryl Felix**, Bedford; **Charles C. Keane**, Hingham, both of Mass.

[73] Assignee: **Gilbarco Inc.**, Greensboro, N.C.

[\*] Notice: This patent is subject to a terminal disclaimer.

[\*\*] Term: **14 Years**

[21] Appl. No.: **29/089,948**

[22] Filed: **Jun. 26, 1998**

[51] **LOC (7) Cl.** ..... **15-02**

[52] **U.S. Cl.** ..... **D15/9.2**

[58] **Field of Search** ..... D15/9.1, 9.2; 137/234.6; 222/23, 26, 28, 71, 74, 372; 141/198; 251/129.04

[56] **References Cited**

**U.S. PATENT DOCUMENTS**

D. 196,263	9/1963	Romanowski	.....	D15/9.2
D. 244,563	5/1977	Taylor et al.	.....	D52/2
D. 262,970	2/1982	Rowan et al.	.....	D15/9.2
D. 262,971	2/1982	Robinson, Jr. et al.	.....	D15/9.2
D. 264,471	5/1982	Rowan et al.	.....	D15/9.2
D. 265,092	6/1982	Robinson, Jr. et al.	.....	D15/9.2
D. 306,719	3/1990	Austin et al.	.....	D14/105
D. 309,144	7/1990	Austin et al.	.....	D15/9.2
D. 334,199	3/1993	Ballew	.....	D15/9.2
5,630,528	5/1997	Nanaji	.....	222/71
5,651,478	7/1997	Tatsuno	.....	222/71

**OTHER PUBLICATIONS**

“BP Apollo—NZ Trial Site Review” (Aug. 14, 1998).

“Loyalty Builders”. No Date.

“V390” (1994).

“V390U” (1994).

“Customer Interface Terminal”. No Date.

“Horizon 2000 Series Dispenser”. No Date.

“The Premier Series H422B: with Insight” (Aug. 1997).

“Dispensers”. No Date.

“The Advantage Series Model Guide” by Gilbarco Inc. (1996).

“Multidispenser Advantage”. No Date.

“Universal Univision” by Universal Epsco, Inc. (1995).

“Centurion—A Sophisticated and Reliable Dispenser” by Schlumberger Electronics Transaction (1997).

*Primary Examiner*—Ralf Seifert  
*Attorney, Agent, or Firm*—Jenkins & Wilson, P.A.

[57] **CLAIM**

The ornamental design for a fuel dispensing unit, as shown and described.

**DESCRIPTION**

FIG. 1 is a right front perspective view of a fuel dispensing unit showing our new design;

FIG. 2 is a front elevational view thereof;

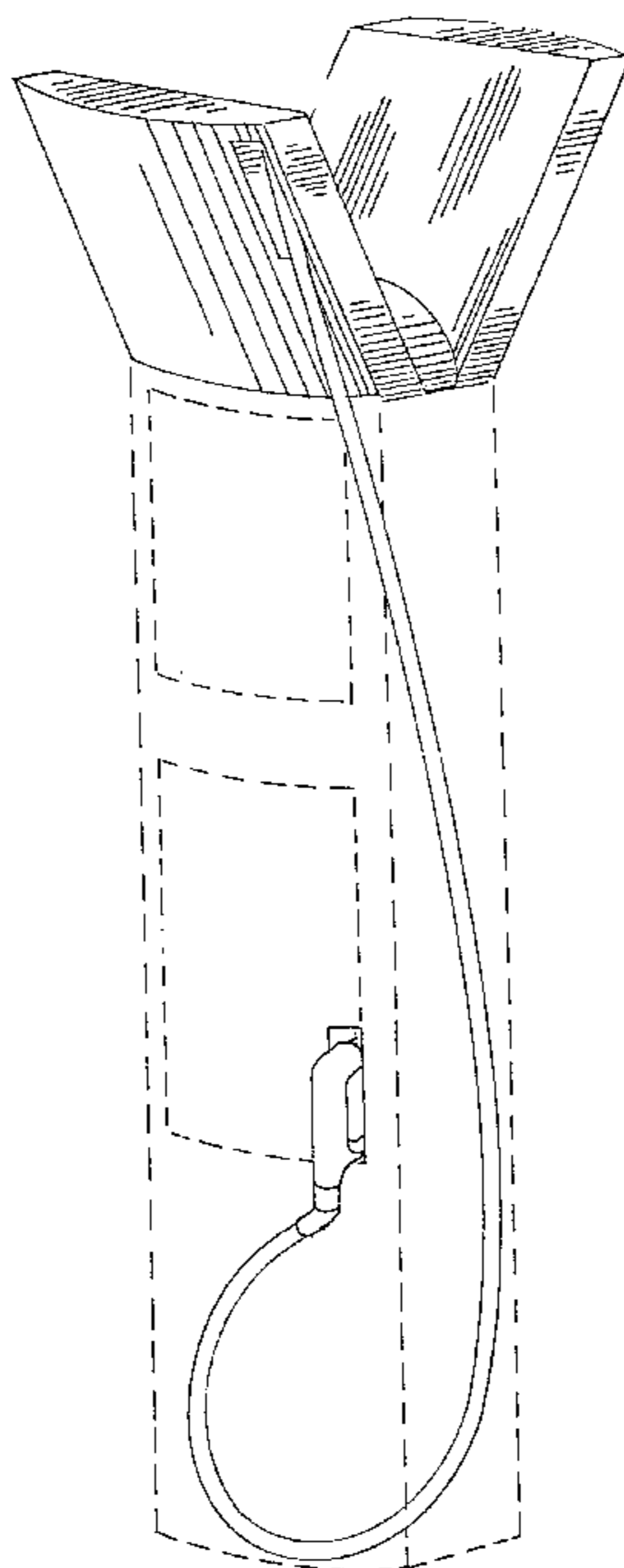
FIG. 3 is a right side elevational view wherein the left side is similar in appearance to the right side;

FIG. 4 is a left rear perspective view thereof; and,

FIG. 5 is a top plan view thereof.

The broken line showing the bottom portion of the fuel dispensing unit in all of the drawing figures is for illustrative purposes only and forms no part of the claimed design.

**1 Claim, 3 Drawing Sheets**



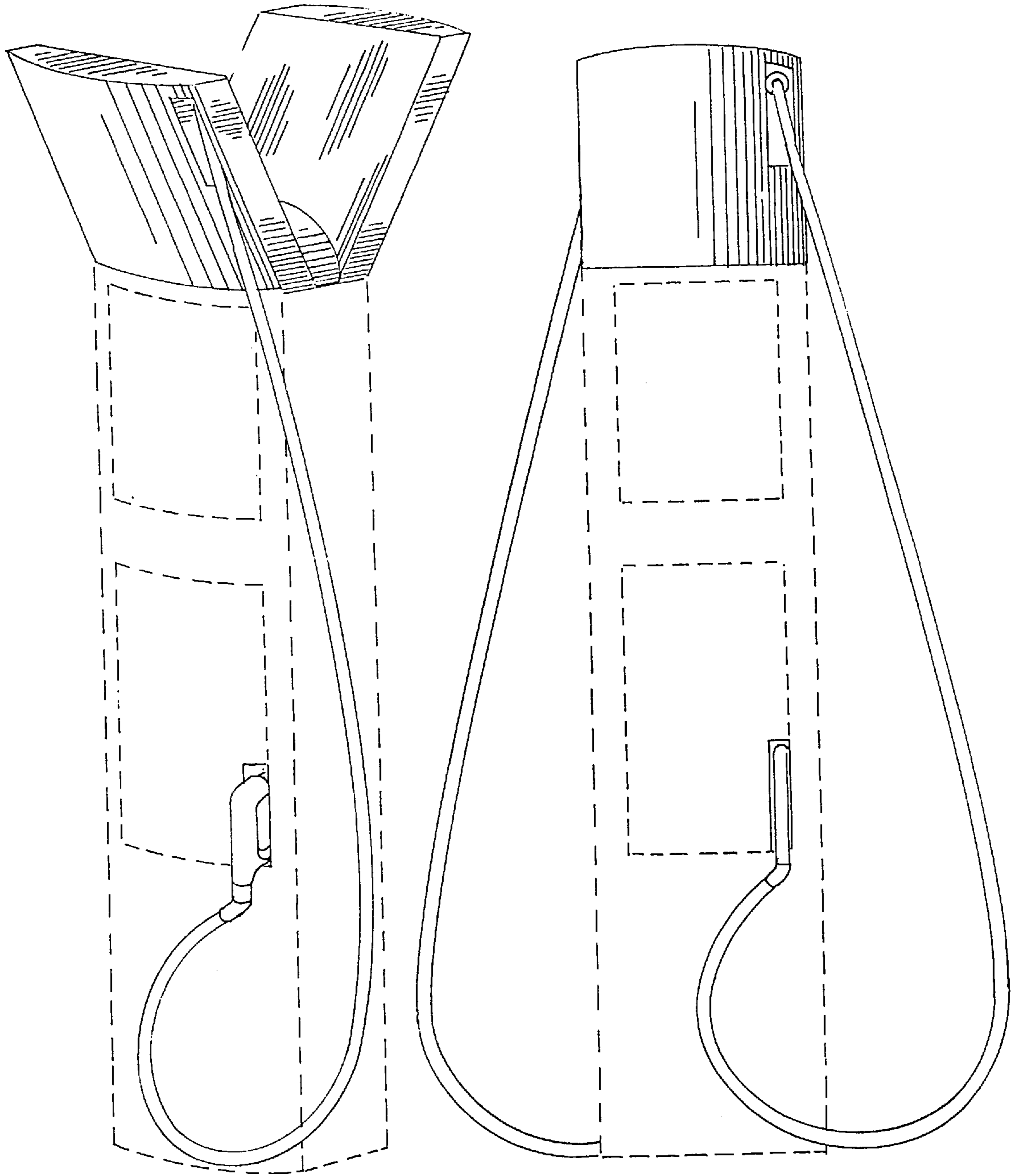


FIG. 1

FIG. 2

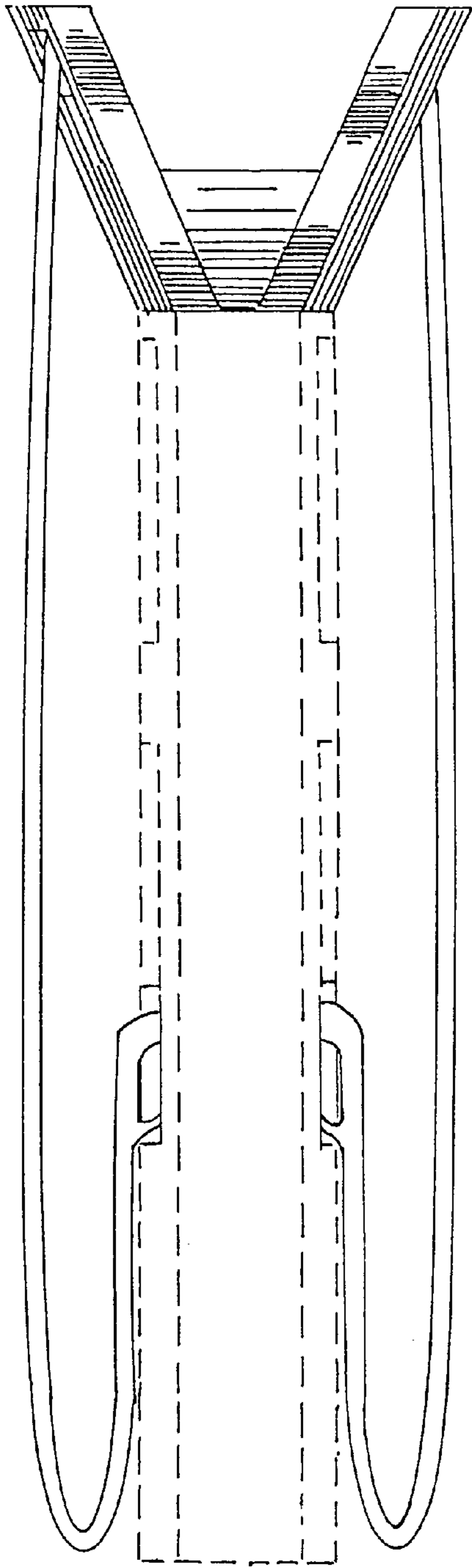


FIG. 3

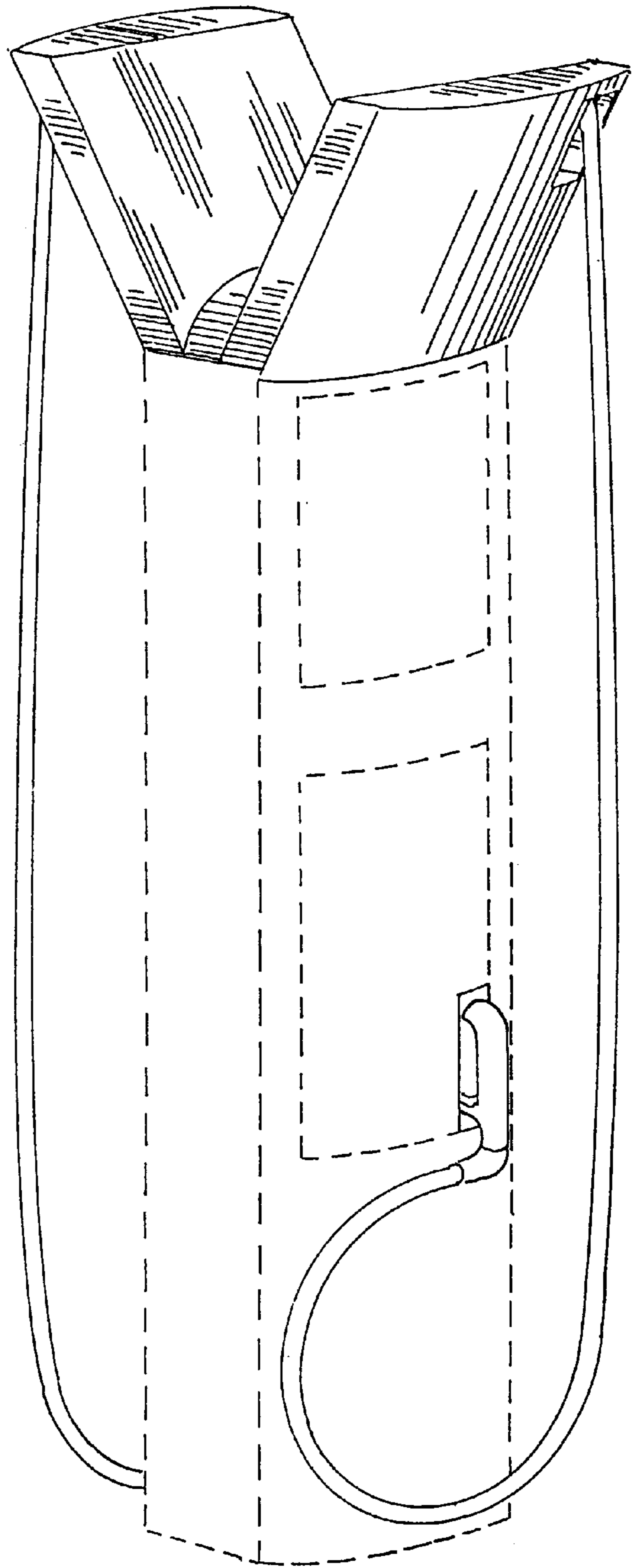


FIG. 4

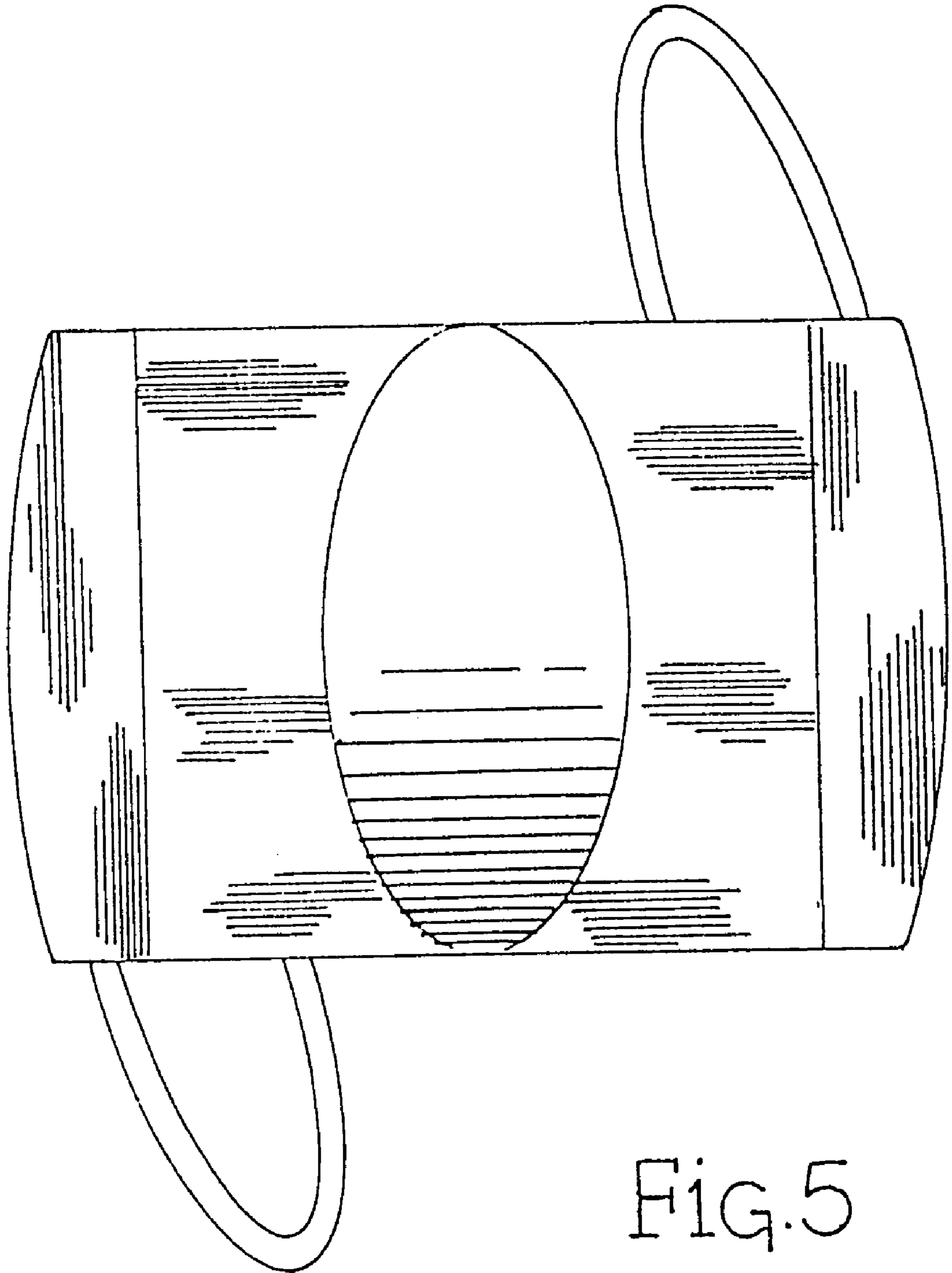


FIG. 5