



US00D429729S

United States Patent [19]

[11] **Patent Number: Des. 429,729**

Jean et al.

[45] **Date of Patent: ** Aug. 22, 2000**

[54] **COMPUTER FRONT BEZEL**

D. 413,878 9/1999 Jean et al. D14/441
D. 415,141 10/1999 Jean et al. D14/441

[75] Inventors: **Paul Jean**, Taipei; **Kaven Kan**,
Tau-Yuan; **Ying Sheng Yeh**, Taipei, all
of Taiwan

Primary Examiner—Freda Nunn
Attorney, Agent, or Firm—Wei Te Chung

[73] Assignee: **Hon Hai Precision Ind. Co., Ltd.**,
Taipei Hsien, Taiwan

[57] **CLAIM**

[**] Term: **14 Years**

The ornamental design for a computer front bezel, as shown
and described.

[21] Appl. No.: **29/115,093**

[22] Filed: **Dec. 7, 1999**

[30] **Foreign Application Priority Data**

Nov. 30, 1999 [TW] Taiwan 088307875

[51] **LOC (7) Cl.** **14-02**

[52] **U.S. Cl.** **D14/441**

[58] **Field of Search** D14/257, 258,
D14/441, 442; D10/103; D13/162, 184,
199, 164, 177; 312/223.2

DESCRIPTION

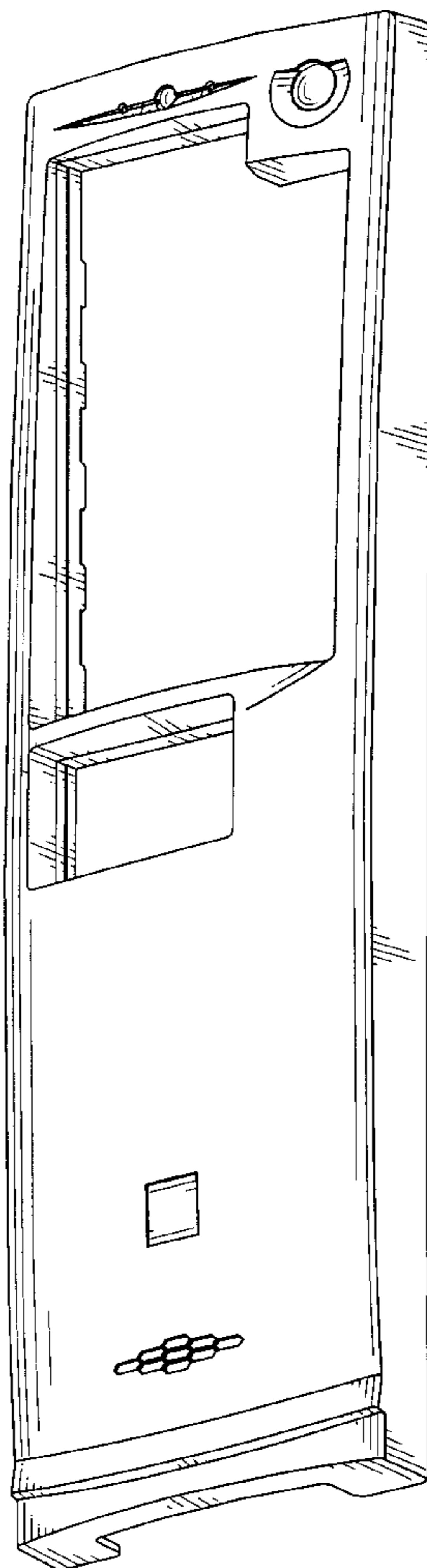
FIG. 1 is a perspective view of a computer front bezel
showing our new design;
FIG. 2 is a front elevational view thereof;
FIG. 3 is a rear elevational view thereof;
FIG. 4 is a left side elevational view thereof;
FIG. 5 is a right side elevational view thereof;
FIG. 6 is a top plan view thereof;
FIG. 7 is a bottom plan view thereof; and,
FIG. 8 is a reduced perspective view thereof shown attached
to a computer case which is shown in broken lines for
illustrative purposes only and forms no part of the claimed
design.

[56] **References Cited**

U.S. PATENT DOCUMENTS

D. 390,840 2/1998 Autry et al. D14/441

1 Claim, 6 Drawing Sheets



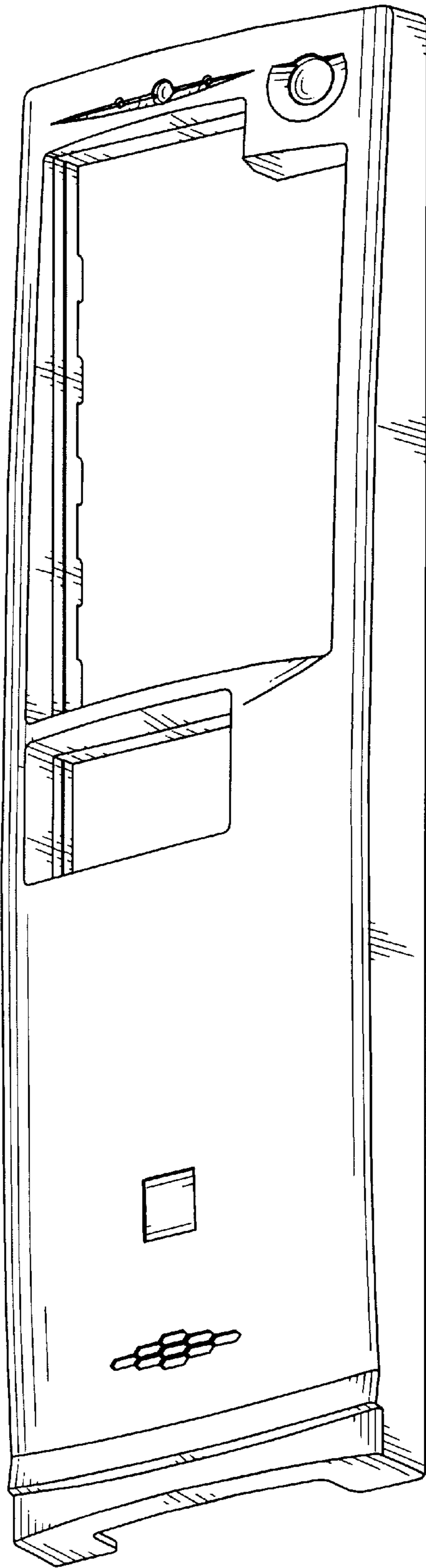


FIG. 1

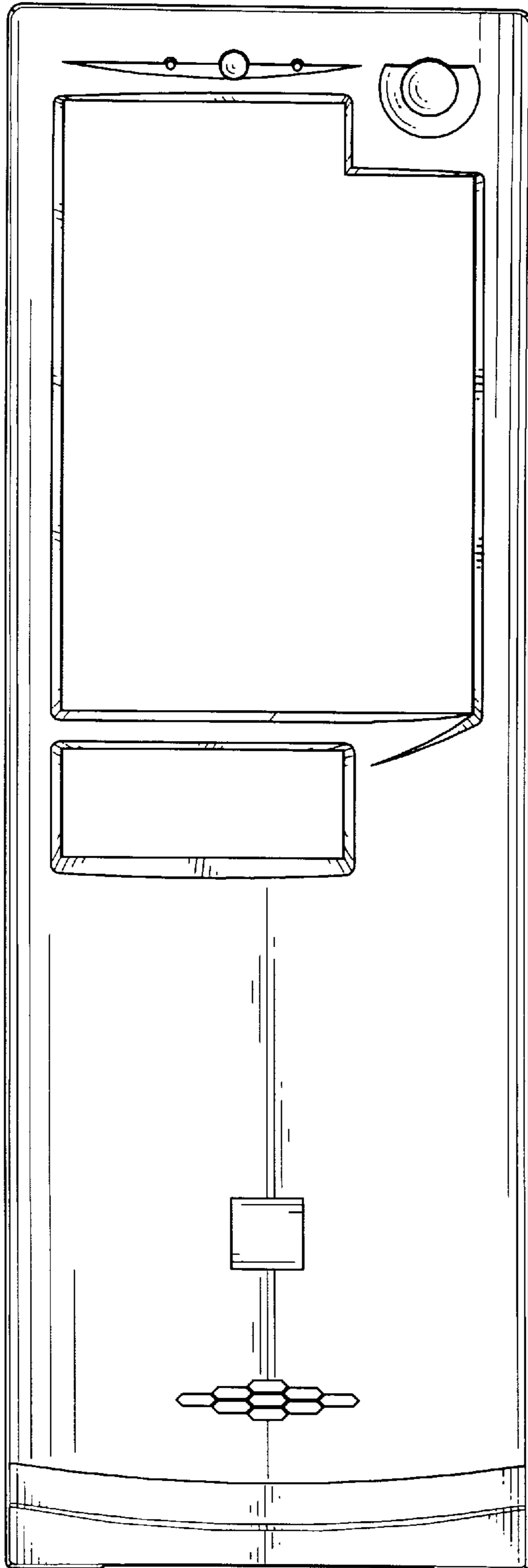


FIG. 2

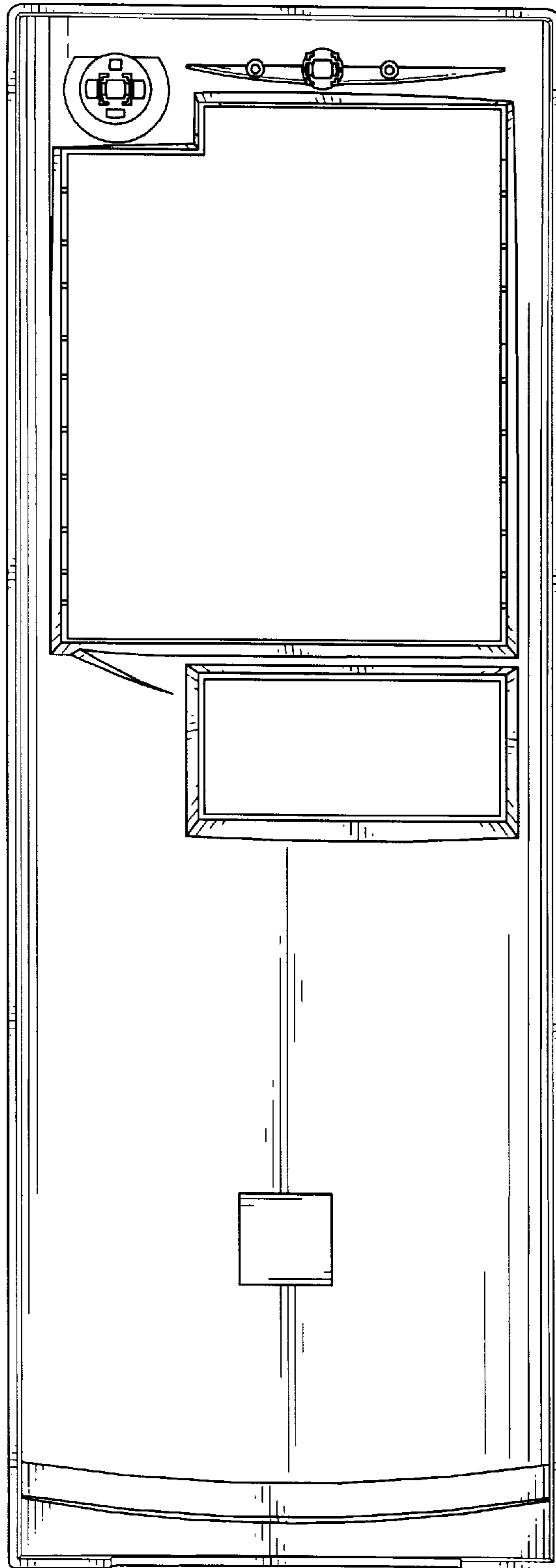


FIG. 3

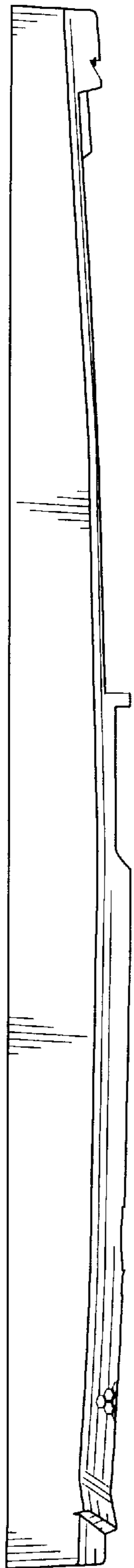


FIG. 4

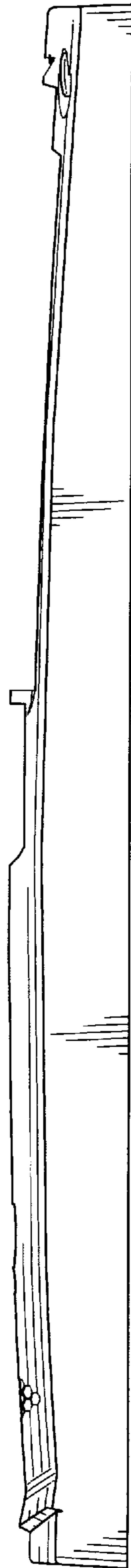


FIG. 5

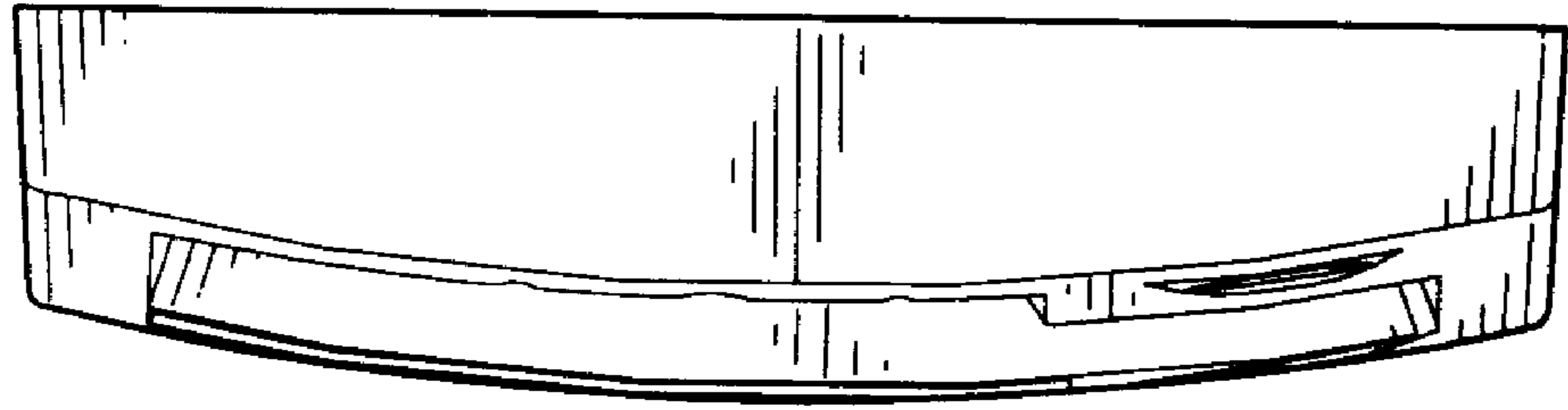


FIG. 6

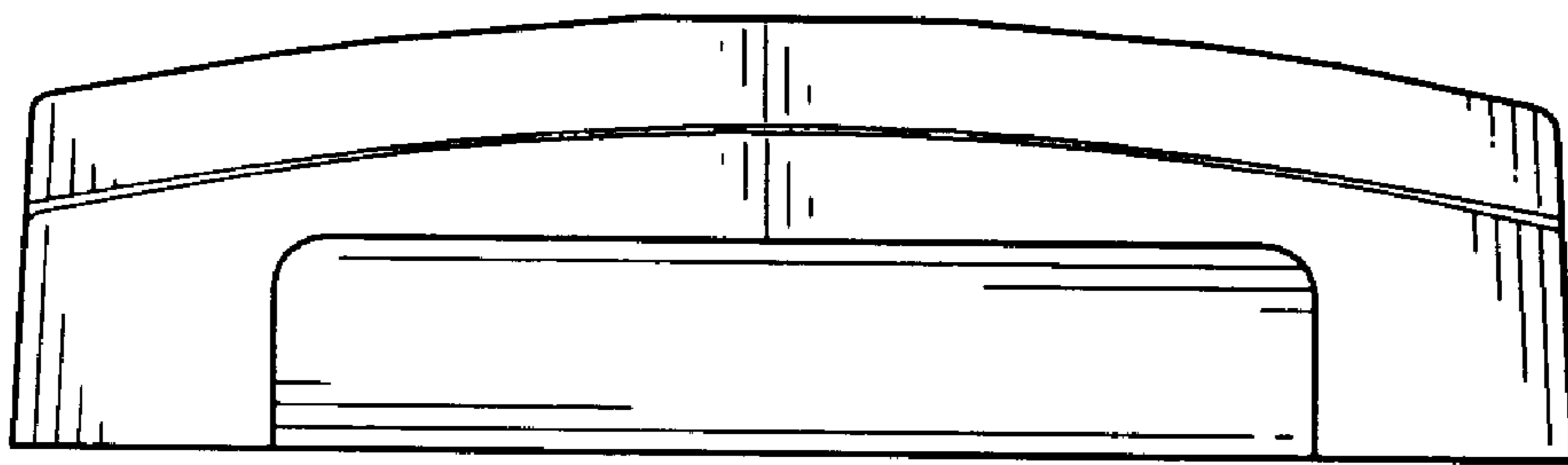


FIG. 7



FIG. 8