



US00D429726S

United States Patent [19] Kuo

[11] **Patent Number: Des. 429,726**

[45] **Date of Patent: ** Aug. 22, 2000**

[54] **KEYBOARD**

[75] Inventor: **Chunn-Cherh Kuo**, Taipei, Taiwan

[73] Assignee: **Silitek Corporation**, Taipei, Taiwan

[**] Term: **14 Years**

[21] Appl. No.: **29/111,648**

[22] Filed: **Sep. 29, 1999**

[51] **LOC (7) Cl.** **14-02**

[52] **U.S. Cl.** **D14/392**

[58] **Field of Search** D14/392, 396,
D14/393; D18/1, 2, 7; 178/17 A, 17 C;
235/145 A, 145 R; 200/5 A, 5 R, 6 A, 6 R;
345/160, 168; 341/22, 23; 364/708.1

[56] **References Cited**

U.S. PATENT DOCUMENTS

- D. 278,239 4/1985 Felix et al. D14/392
- D. 284,574 7/1986 Fischer D14/392

Primary Examiner—Freda Nunn
Attorney, Agent, or Firm—Rosenberg, Klein & Lee

[57] **CLAIM**

The ornamental design for a keyboard, as shown and described.

DESCRIPTION

The file of this patent contains at least one drawing executed in color.

FIG. 1 is the perspective view of a keyboard showing my new design;

FIG. 2 is the front view thereof;

FIG. 3 is the rear view thereof;

FIG. 4 is the left side view thereof;


FIG. 5 is the right side view thereof;

FIG. 6 is the top view thereof; and,

FIG. 7 is the bottom view thereof.

1 Claim, 4 Drawing Sheets

(4 of 4 Drawing Sheet(s) Filed in Color)






FIG. 1




FIG. 2




FIG. 3




FIG. 4




FIG. 5



FIG. 6




FIG. 7