



US00D429723S

United States Patent [19] Yang

[11] **Patent Number: Des. 429,723**

[45] **Date of Patent: ** Aug. 22, 2000**

[54] **COMPUTER HOUSING**

[75] Inventor: **Rowell Yang**, Taipei, Taiwan

[73] Assignee: **Cyber Solutions Corporation**, Taiwan

[**] Term: **14 Years**

[21] Appl. No.: **29/112,667**

[22] Filed: **Oct. 20, 1999**

[51] **LOC (7) Cl.** **14-02**

[52] **U.S. Cl.** **D14/349**

[58] **Field of Search** D14/348, 349,
D14/354; D13/162, 184, 199; 312/223.1,
223.2; 369/34, 36

[56] **References Cited**

U.S. PATENT DOCUMENTS

D. 370,467 6/1996 Barthelemy et al. D14/349

D. 398,906 10/1998 Fynn et al. D14/349

Primary Examiner—Freda Nunn
Attorney, Agent, or Firm—Janis Biksa, Esq.; Peters Verny Jones & Biksa LLP


[57] **CLAIM**

The ornamental design for a computer housing, as shown and described.

DESCRIPTION

FIG. 1 is a perspective view of computer housing showing my new design;
FIG. 2 is a front elevational view thereof;
FIG. 3 is a rear elevational view thereof;
FIG. 4 is a left side elevational view thereof;
FIG. 5 is a right side elevational view thereof;
FIG. 6 is a top plan view thereof; and,
FIG. 7 is a bottom plan view thereof.

1 Claim, 4 Drawing Sheets






FIG. 1




FIG. 2




FIG. 3




FIG. 4




FIG. 5




FIG. 6




FIG. 7