



US00D429716S

# United States Patent [19] Horikoshi

[11] **Patent Number: Des. 429,716**

[45] **Date of Patent: \*\* Aug. 22, 2000**

[54] **AUTO AUDIO AMPLIFIER**

D. 379,174 5/1997 Kornblum et al. .... D14/188 X  
D. 386,761 11/1997 Pleitz ..... D14/188

[75] Inventor: **Tatsuo Horikoshi**, Sayama, Japan

[73] Assignee: **Nakamichi Corporation**, Tokyo, Japan

*Primary Examiner*—Nanda Bondade  
*Attorney, Agent, or Firm*—Moonray Kojima

[\*\*] Term: **14 Years**

[57] **CLAIM**

[21] Appl. No.: **29/081,458**

The ornamental design for an auto audio amplifier, as shown and described.

[22] Filed: **Jan. 2, 1998**

**DESCRIPTION**

[51] **LOC (7) Cl.** ..... **14-03**

[52] **U.S. Cl.** ..... **D14/188**

[58] **Field of Search** ..... D14/157, 168,  
D14/188, 193-198, 265, 299; 455/344,  
347-348, 350, 351

FIG. 1 is a front view of an auto audio amplifier, showing my new design.

FIG. 2 is a rear view thereof.

FIG. 3 is a top view thereof.

FIG. 4 is right side view thereof; and,

FIG. 5 is left side view thereof.


The bottom view of the auto audio amplifier forms no part of the claimed design.

[56] **References Cited**

**U.S. PATENT DOCUMENTS**

D. 322,069 12/1991 Seror ..... D14/188  
D. 343,395 1/1994 Kakizaki ..... D14/188

**1 Claim, 3 Drawing Sheets**






Fig. 1




Fig. 2




Fig. 3

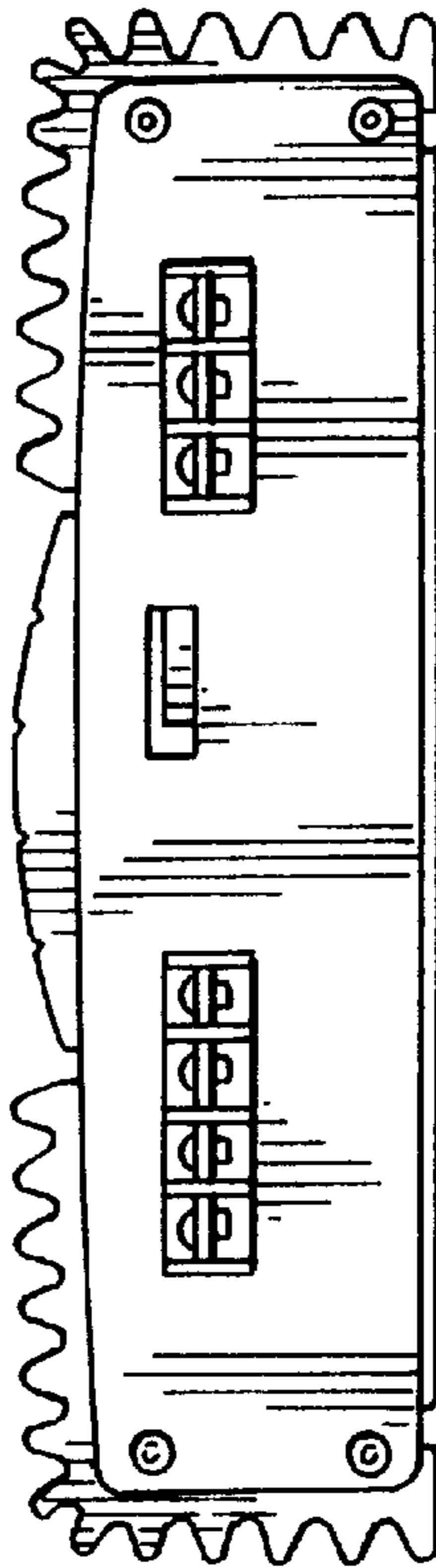


Fig. 5

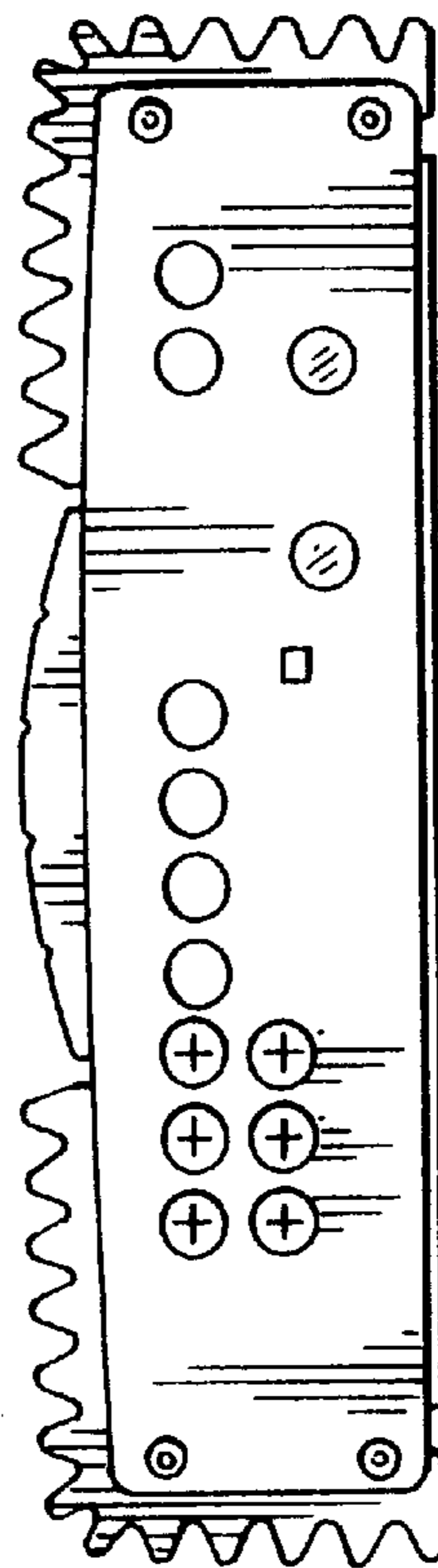


Fig. 4