



US00D429681S

United States Patent [19] Cullen

[11] Patent Number: **Des. 429,681**

[45] Date of Patent: **** Aug. 22, 2000**

[54] **VEHICLE-WHEEL FRONT FACE**

[75] Inventor: **Murray S. Cullen**, Irvine, Calif.

[73] Assignee: **Mobile Hi-Tech Wheels**, Torrance, Calif.

[**] Term: **14 Years**

[21] Appl. No.: **29/118,638**

[22] Filed: **Feb. 11, 2000**

[51] **LOC (7) Cl.** **12-16**

[52] **U.S. Cl.** **D12/211**

[58] **Field of Search** D12/204-211;
301/37.1, 64.1, 65

[56] **References Cited**

U.S. PATENT DOCUMENTS

D. 380,432	7/1997	Hettler	D12/209
D. 398,277	9/1998	Neeper	D12/209
D. 398,573	9/1998	Cattaneo	D12/211
D. 399,470	10/1998	Sacco et al.	D12/209
D. 403,649	1/1999	Moreno	D12/211
D. 407,364	3/1999	Fisker	D12/209

D. 409,132	5/1999	Cullen	D12/211
D. 410,617	6/1999	Hussaini et al.	D12/209
D. 412,692	8/1999	Hussaini	D12/209
D. 414,454	9/1999	Chung	D12/211
D. 416,848	11/1999	Bernoni	D12/209
D. 418,473	1/2000	Shung	D12/211
D. 420,639	2/2000	Roesianto	D12/209
D. 421,417	3/2000	Weidhase	D12/209

Primary Examiner—Stacia Cadmus
Attorney, Agent, or Firm—Christie, Parker & Hale, LLP

[57] **CLAIM**

The ornamental design for a vehicle-wheel front face, as shown and described.

DESCRIPTION

FIG. 1 is a perspective view of a vehicle-wheel front face according to my new design; FIG. 2 is a front elevational view thereof; and, FIG. 3 is a side elevational view thereof. Portions of the wheel depicted in broken line are for illustrative purposes only, and form no part of the claimed design.

1 Claim, 3 Drawing Sheets

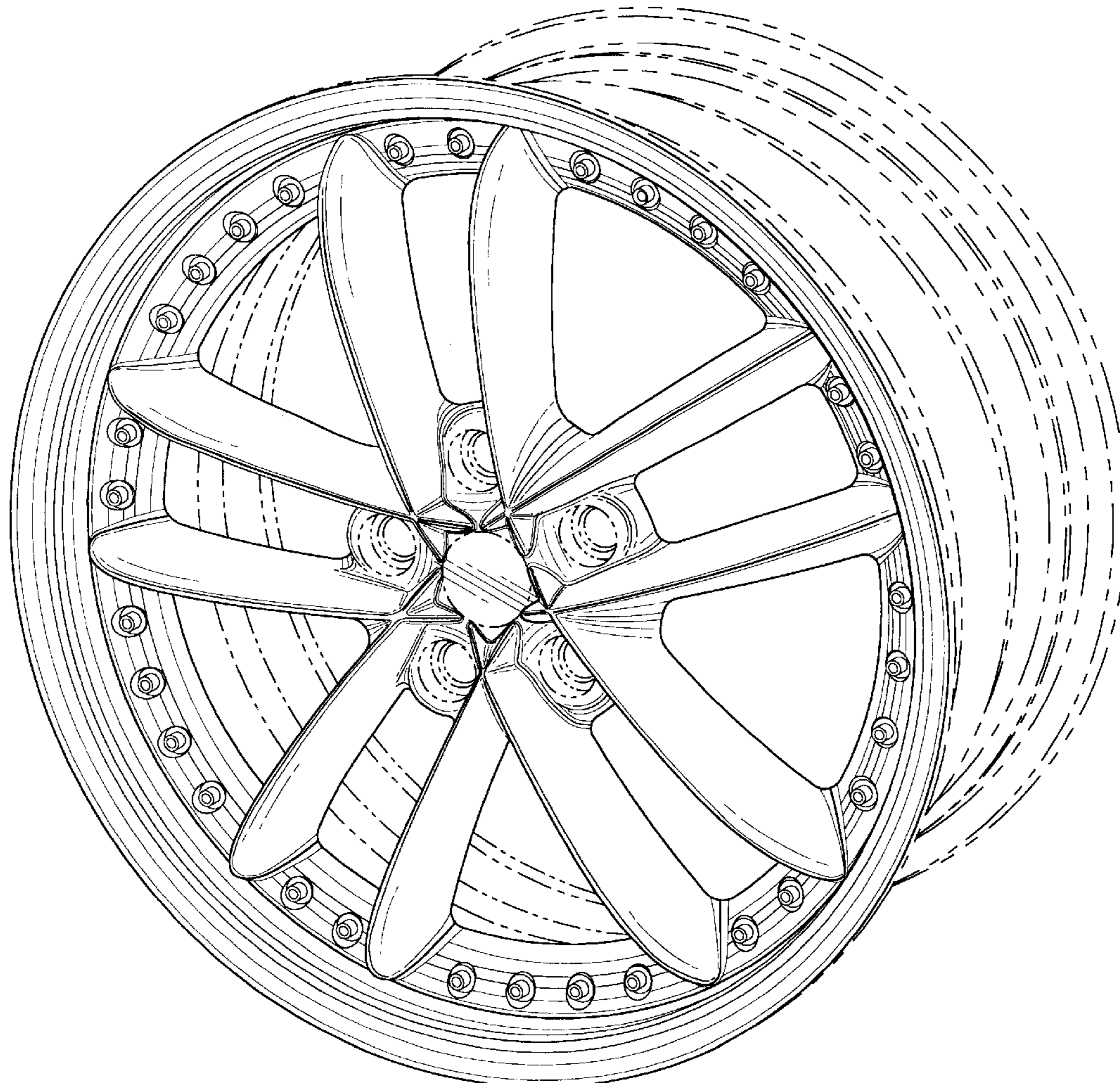


FIG. 1

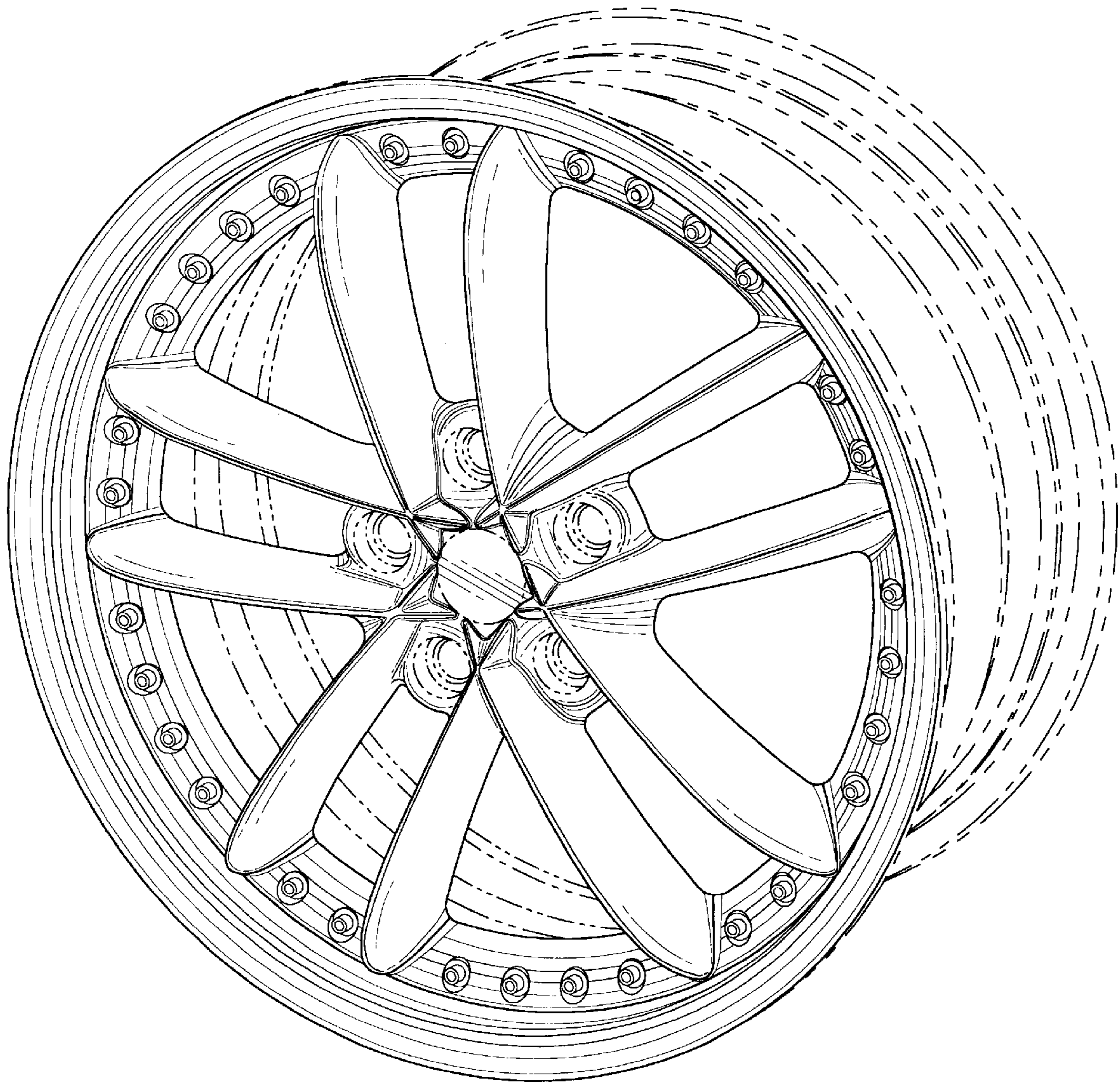


FIG. 2




FIG. 3

