



US00D429667S

# United States Patent [19]

Fierro et al.

[11] Patent Number: **Des. 429,667**

[45] Date of Patent: **\*\* Aug. 22, 2000**

[54] **TIRE TREAD**

[75] Inventors: **Anthony John Fierro**, Uniontown;  
**Rick Mike Hindi**, Akron; **Gary Bruce Garber**, North Canton, all of Ohio

[73] Assignee: **The Goodyear Tire & Rubber Company**, Akron, Ohio

[\*\*] Term: **14 Years**

[21] Appl. No.: **29/115,547**

[22] Filed: **Dec. 16, 1999**

[51] **LOC (7) Cl.** ..... **12-15**

[52] **U.S. Cl.** ..... **D12/147**

[58] **Field of Search** ..... D12/138-152;  
152/209.1, 209.8, 209.9, 209.11, 209.13,  
209.28, 900, 901, 902, 903

[56] **References Cited**

**U.S. PATENT DOCUMENTS**

D. 283,698	5/1986	Kawabata et al. ....	D12/147
D. 286,393	10/1986	Kuramochi et al. ....	D12/147
D. 293,664	1/1988	Hayakawa et al. ....	D12/146
D. 303,236	9/1989	Maiocchi .....	D12/147
D. 316,239	4/1991	Tsuda et al. ....	D12/145
D. 333,288	2/1993	Rogers et al. ....	D12/146
D. 369,768	5/1996	Wakamatsu et al. ....	D12/147
D. 384,312	9/1997	Powell et al. ....	D12/147
D. 386,730	11/1997	Hubbell, Jr. ....	D12/147
D. 390,515	2/1998	Godsey et al. ....	D12/147
D. 390,519	2/1998	White .....	D12/147
D. 397,648	9/1998	Allen et al. ....	D12/147
D. 402,240	12/1998	Hubbell, Jr. ....	D12/146
D. 402,936	12/1998	Williams .....	D12/146
D. 403,281	12/1998	Allen et al. ....	D12/147
D. 421,584	3/2000	Lovell et al. ....	D12/147
D. 421,731	3/2000	Weber et al. ....	D12/146
4,986,324	1/1991	Suzuki et al. ....	152/209 R

5,137,068	8/1992	Loidl et al. ....	152/209 R
5,591,280	1/1997	Asano .....	152/209 R
5,753,058	5/1998	Fukumoto et al. ....	152/209 R
5,833,781	11/1998	Fukumoto et al. ....	152/209 R

**OTHER PUBLICATIONS**

Goodyear Eagle LS Tire, 1997 Tread Design Guide, p. 36. 2/5, Feb. 1997.

Hankook Mileage Plus 845 Tire, 1997 Tread Design Guide, p. 39. 2/4, Feb. 1997.

Brunswick All Season SR4 Tire, 1998 Tread Design Guide, p. 16. 2/5, Jan. 1998.

Dunlop G/T Qualifier S 6 Rib Tire, 1998 Tread Design Guide, p. 26. 1/4, Jan. 1998.

Madison SR4 Premium A/S Tire, 1998 Tread Design Guide, p. 44. 4/1, Jan. 1998.

National XT Commando Tire, 1998 Tread Design Guide, p. 110. 4/2, Feb. 1997.

*Primary Examiner*—Robert M. Spear

*Attorney, Agent, or Firm*—T P Lewandowski

[57] **CLAIM**

The ornamental design for a tire tread, as shown and described.

**DESCRIPTION**

FIG. 1 is a perspective view of a tire tread showing our new design, it being understood that the pattern repeats uniformly throughout the circumference of the tread;

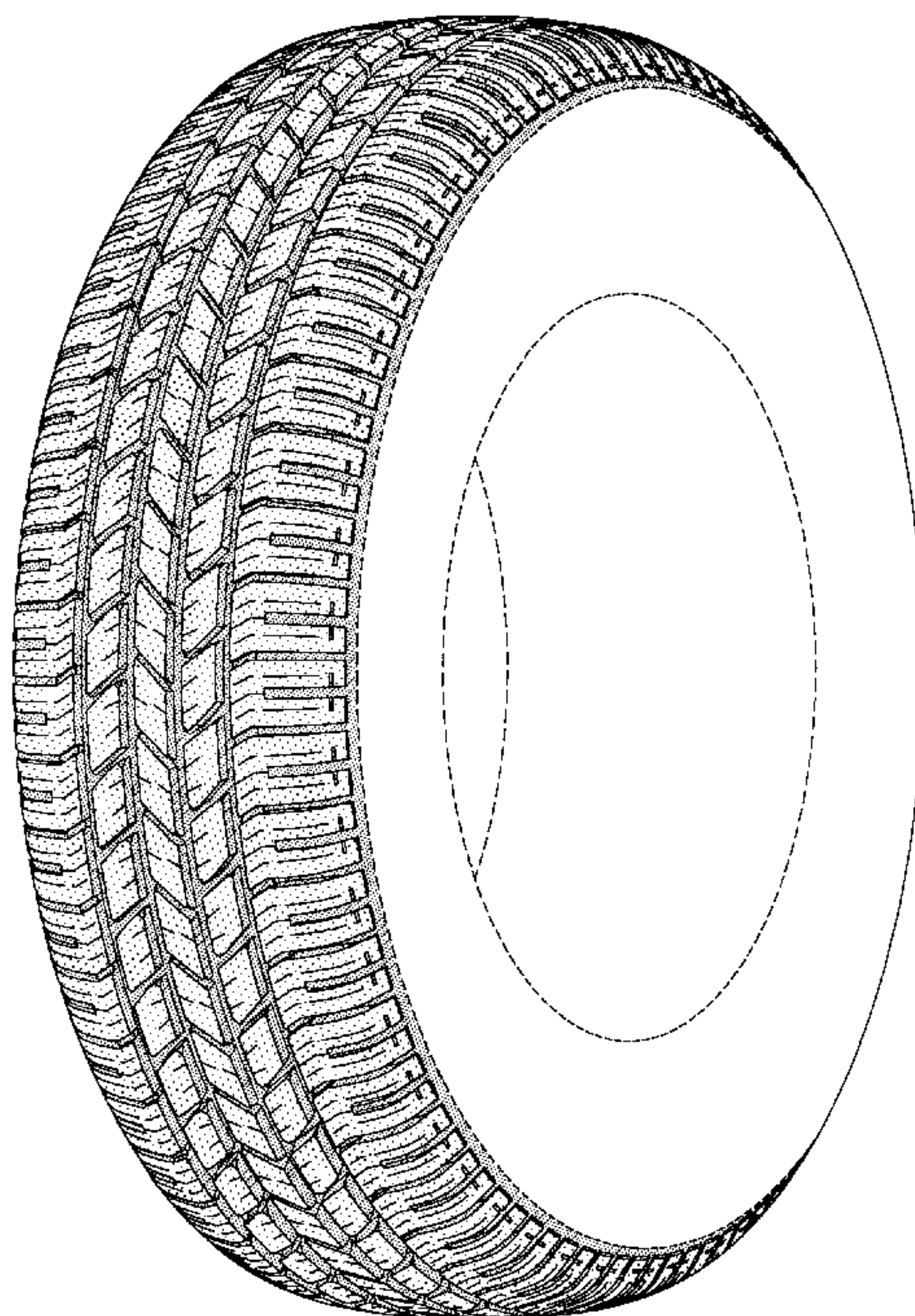
FIG. 2 is a front elevational view thereof;

FIG. 3 is a side elevational view thereof, the opposite side elevational view being identical thereto; and,

FIG. 4 is an enlarged fragmentary perspective view.

In the drawings, the broken lines defining the inner bead of the sidewall and the peripheral boundary between the tire tread and the sidewall are for illustrative purposes only and form no part of the claimed design.

**1 Claim, 4 Drawing Sheets**





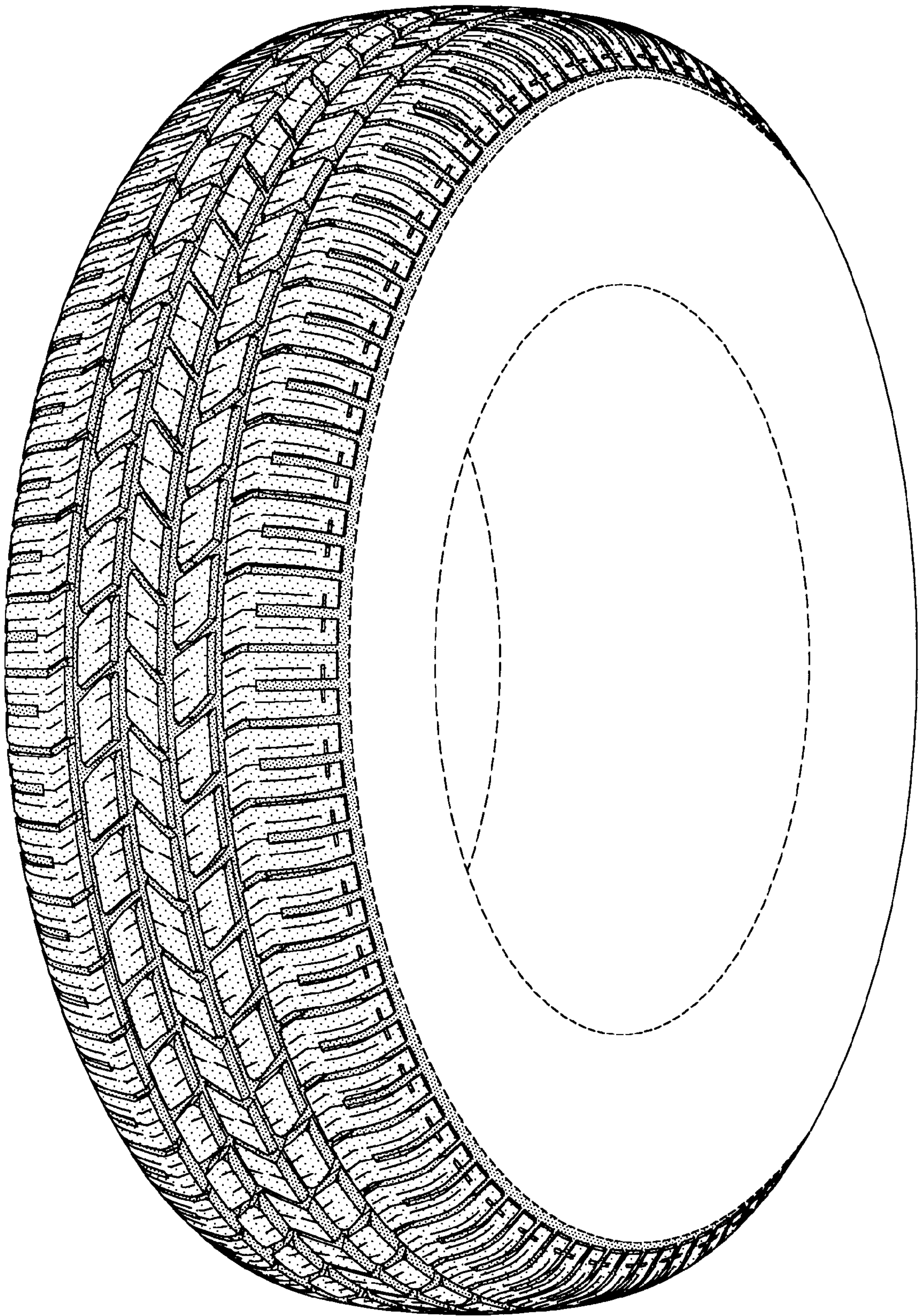


FIG-1



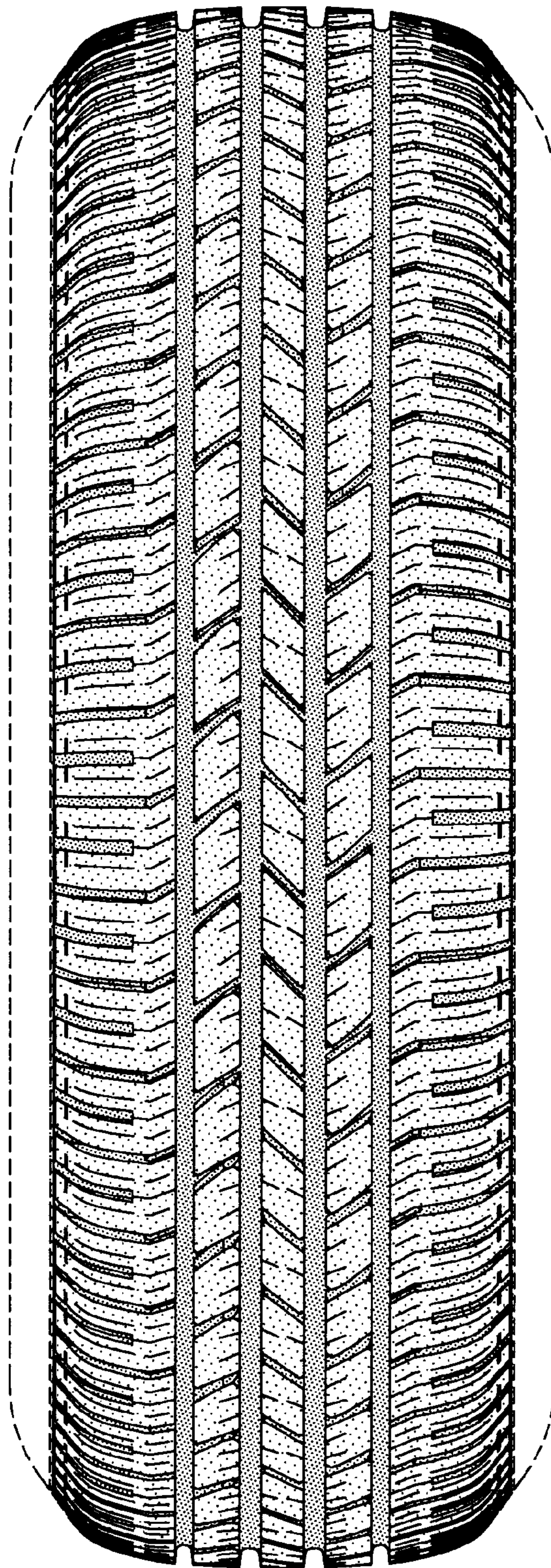


FIG-2

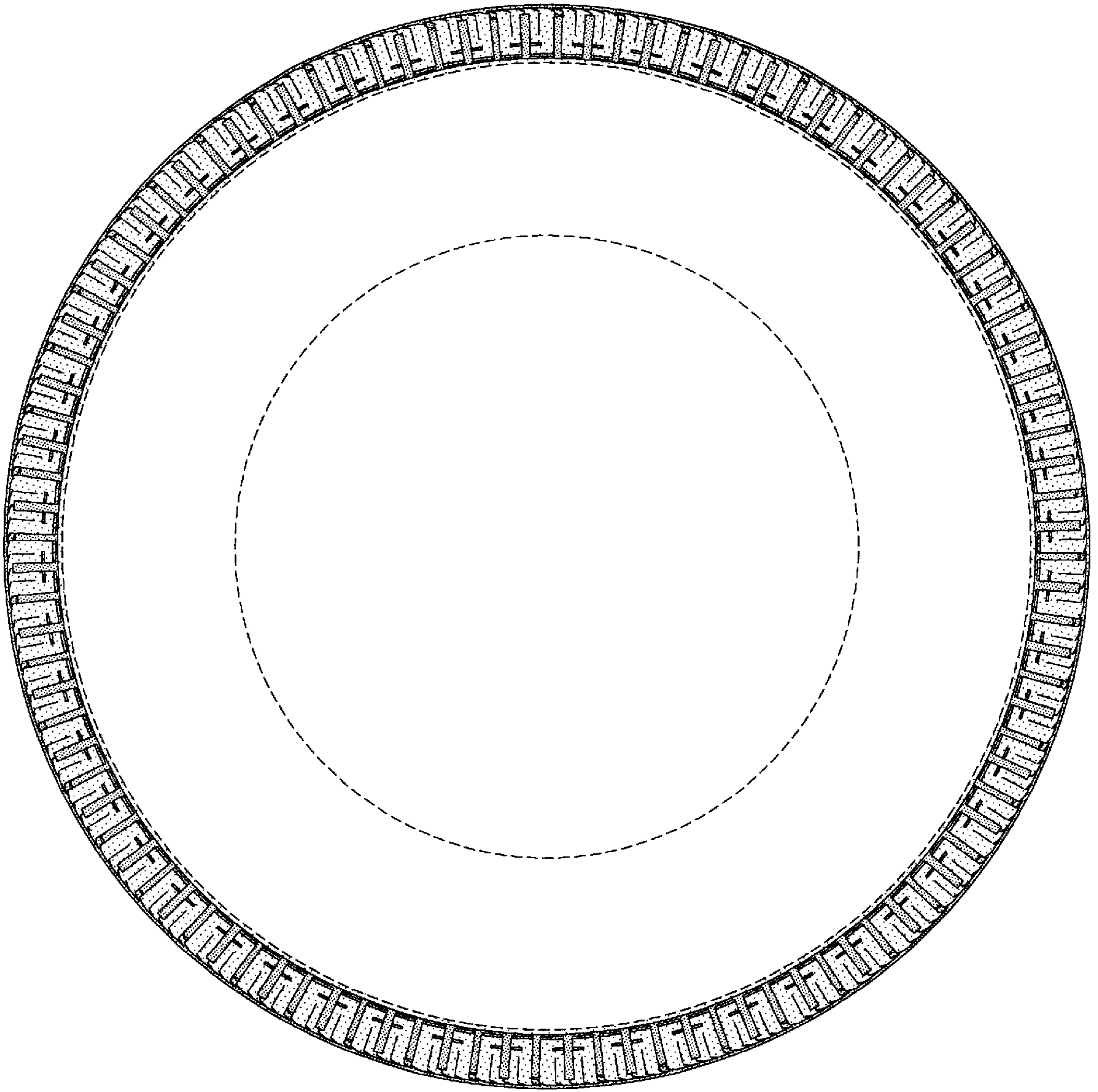


FIG-3



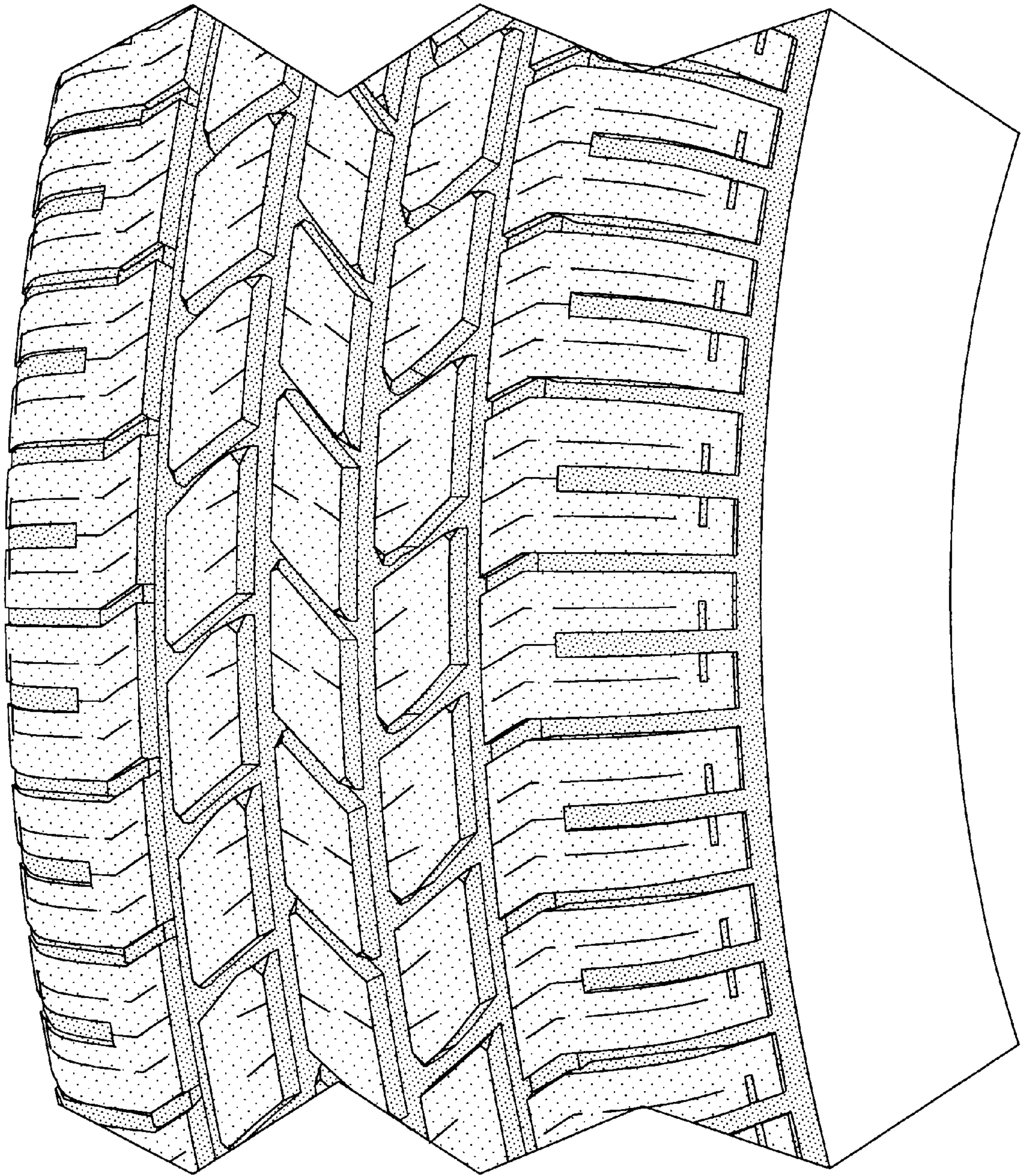


FIG-4