



US00D429664S

United States Patent [19] Gehr

[11] Patent Number: Des. 429,664

[45] Date of Patent: ** Aug. 22, 2000

[54] DUAL STROLLER

[75] Inventor: Glenn E. Gehr, New Holland, Pa.

[73] Assignee: Graco Children's Products Inc.,
Elverson, Pa.

[**] Term: 14 Years

[21] Appl. No.: 29/112,920

[22] Filed: Oct. 26, 1999

5,167,425	12/1992	Chen	280/648
5,184,835	2/1993	Huang	280/47.371
5,772,235	6/1998	Espenshade	280/643
5,855,384	1/1999	Pike et al.	270/47.38

OTHER PUBLICATIONS

Catalog, "Strollers", Graco® Children's Products, Inc., 1 page, 1991.

Catalog, "Strollers", Graco® Children's Products, Inc., 1 page, 1992.

Catalog, "Strollers", Graco® Children's Products, Inc., page 9, 1995.

Catalog, "Strollers", Graco® Children's Products, Inc., pp. 7-10 & 16, 1996.

Related U.S. Application Data

[63] Continuation of application No. 29/095,529, Oct. 26, 1998.

[51] LOC (7) Cl. 12-12

[52] U.S. Cl. D12/129

[58] Field of Search D12/128-133;
280/642, 643, 647, 648, 650, 30, 42, 47.38,
47.371

Primary Examiner—Kay H. Chin

Attorney, Agent, or Firm—Foley & Lardner

[57] CLAIM

The ornamental design for a dual stroller, as shown and described.

[56] References Cited

U.S. PATENT DOCUMENTS

D. 307,249	4/1990	Yee et al.	D12/129
D. 311,363	10/1990	Lin	D12/129
D. 348,637	7/1994	Globerman et al.	D12/129
D. 357,439	4/1995	Haut et al.	D12/129
D. 362,832	10/1995	Haut et al.	D12/129
D. 370,437	6/1996	Siesholtz et al.	D12/129
D. 370,438	6/1996	Haut et al.	D12/129
D. 382,516	8/1997	Hutchinson et al.	D12/129
D. 382,837	8/1997	Haut et al.	D12/129
D. 394,831	6/1998	Polak et al.	D12/129
D. 398,884	9/1998	King et al.	D12/129
4,725,071	2/1988	Shamie	280/643

DESCRIPTION

FIG. 1 is a perspective view of a dual stroller showing our new design;

FIG. 2 is a right-hand side elevation view thereof;

FIG. 3 is a front elevation view thereof;

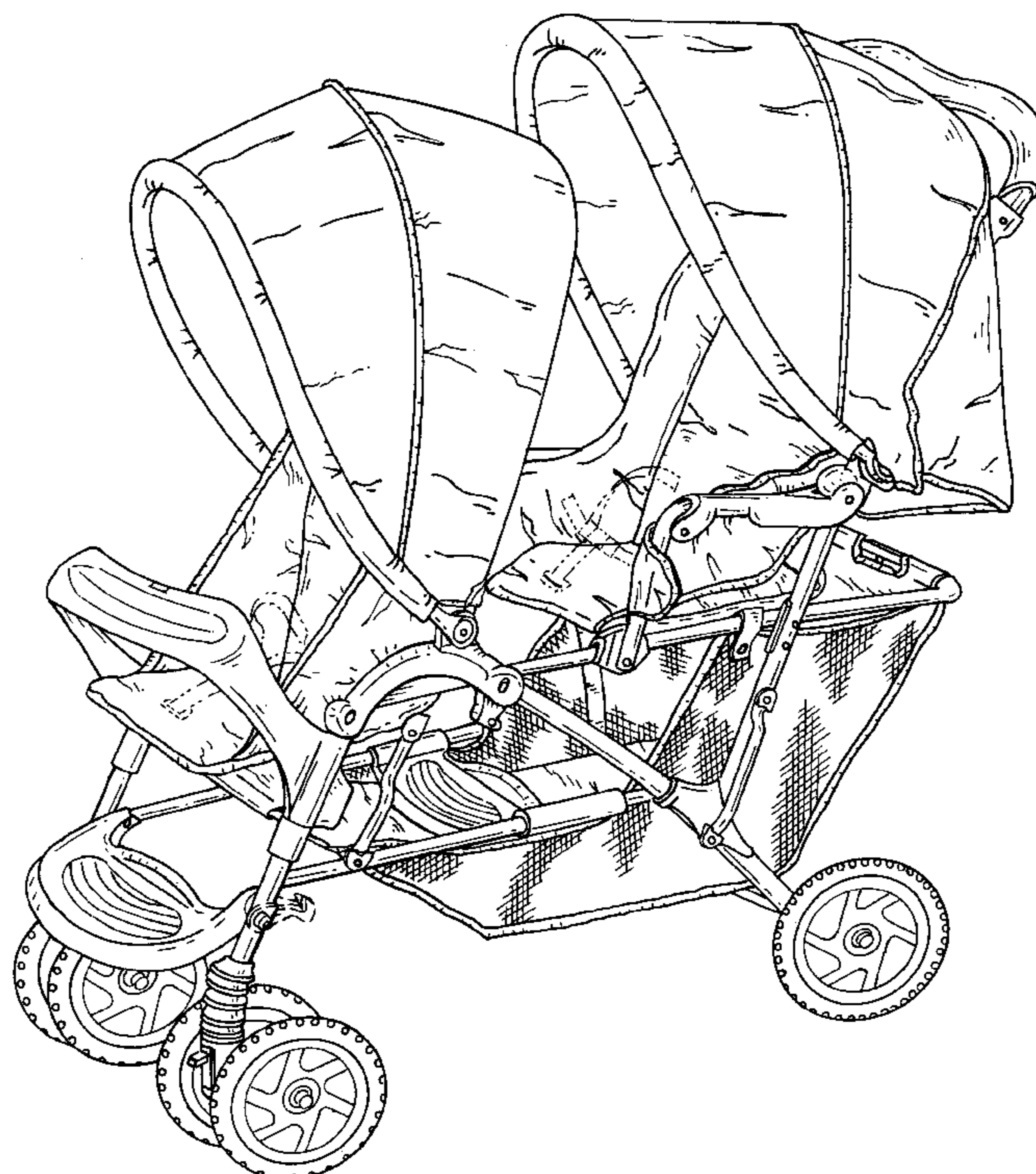
FIG. 4 is a back elevation view thereof;

FIG. 5 is a top plan view thereof; and,

FIG. 6 is a bottom plan view thereof.

The left-hand side elevation view is a mirror image of the right-hand side elevation view shown in FIG. 2, except that there is no latch, which is shown in the broken lines in FIG. 2.

1 Claim, 6 Drawing Sheets



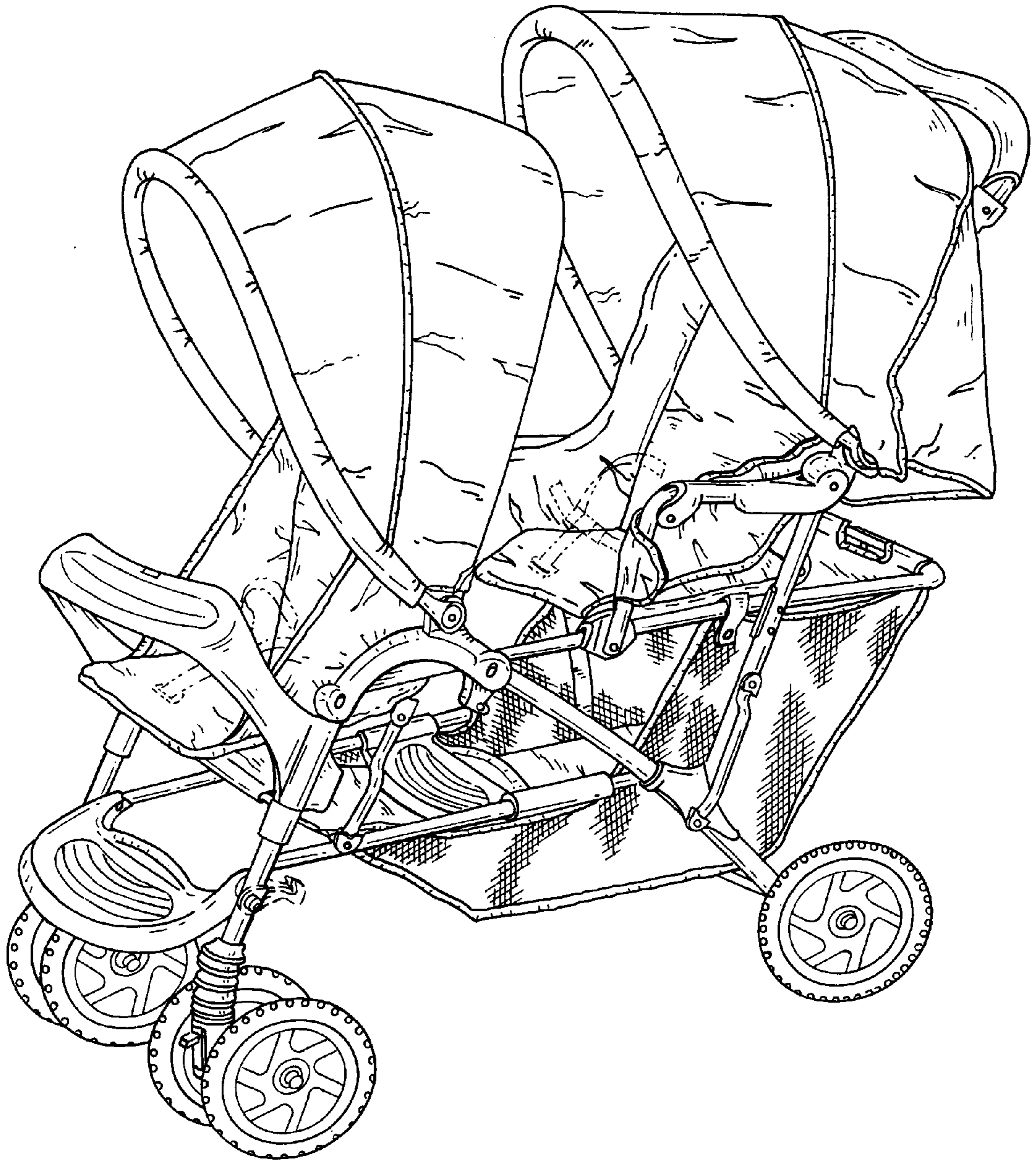


FIG. 1




FIG. 2

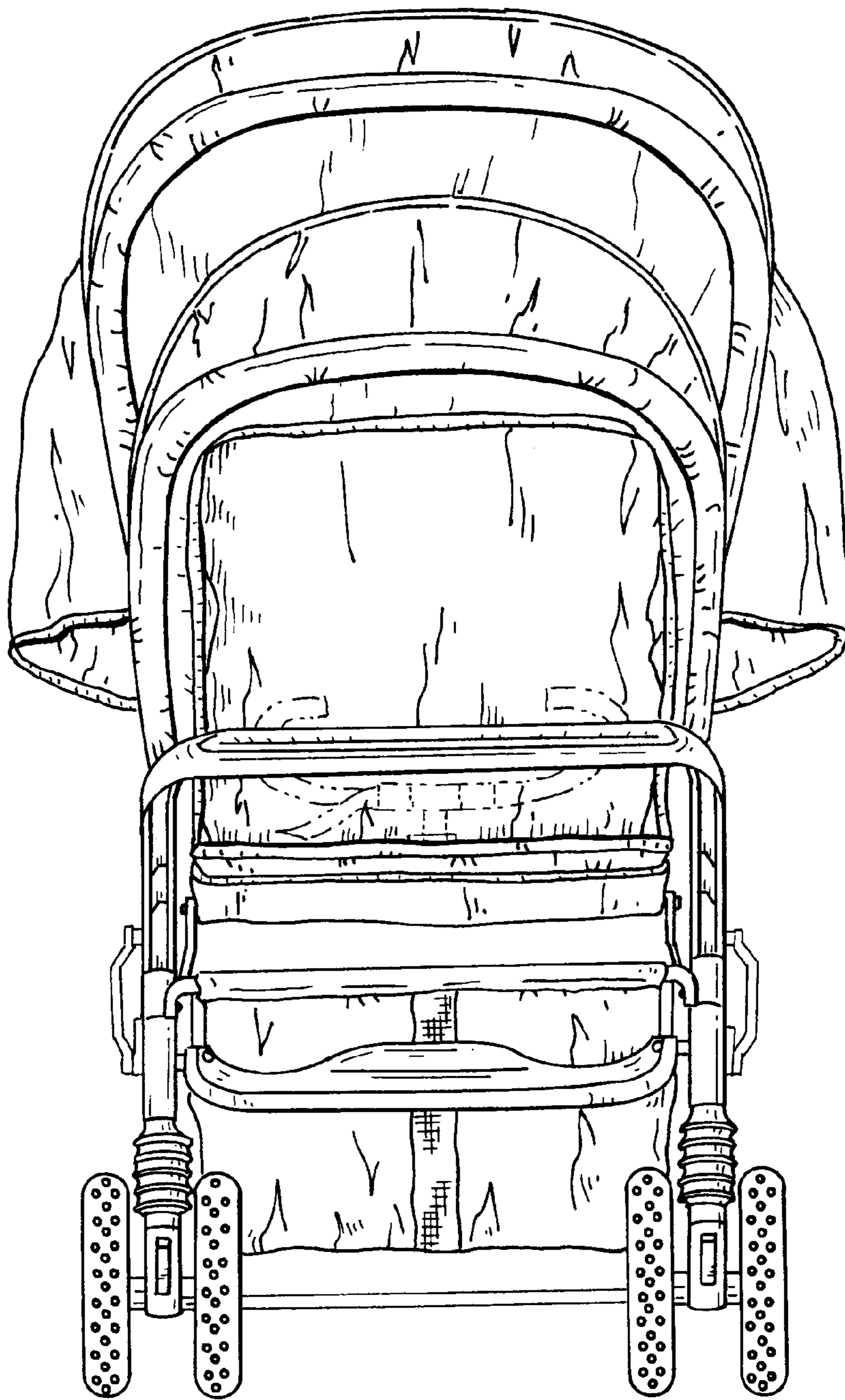


FIG. 3

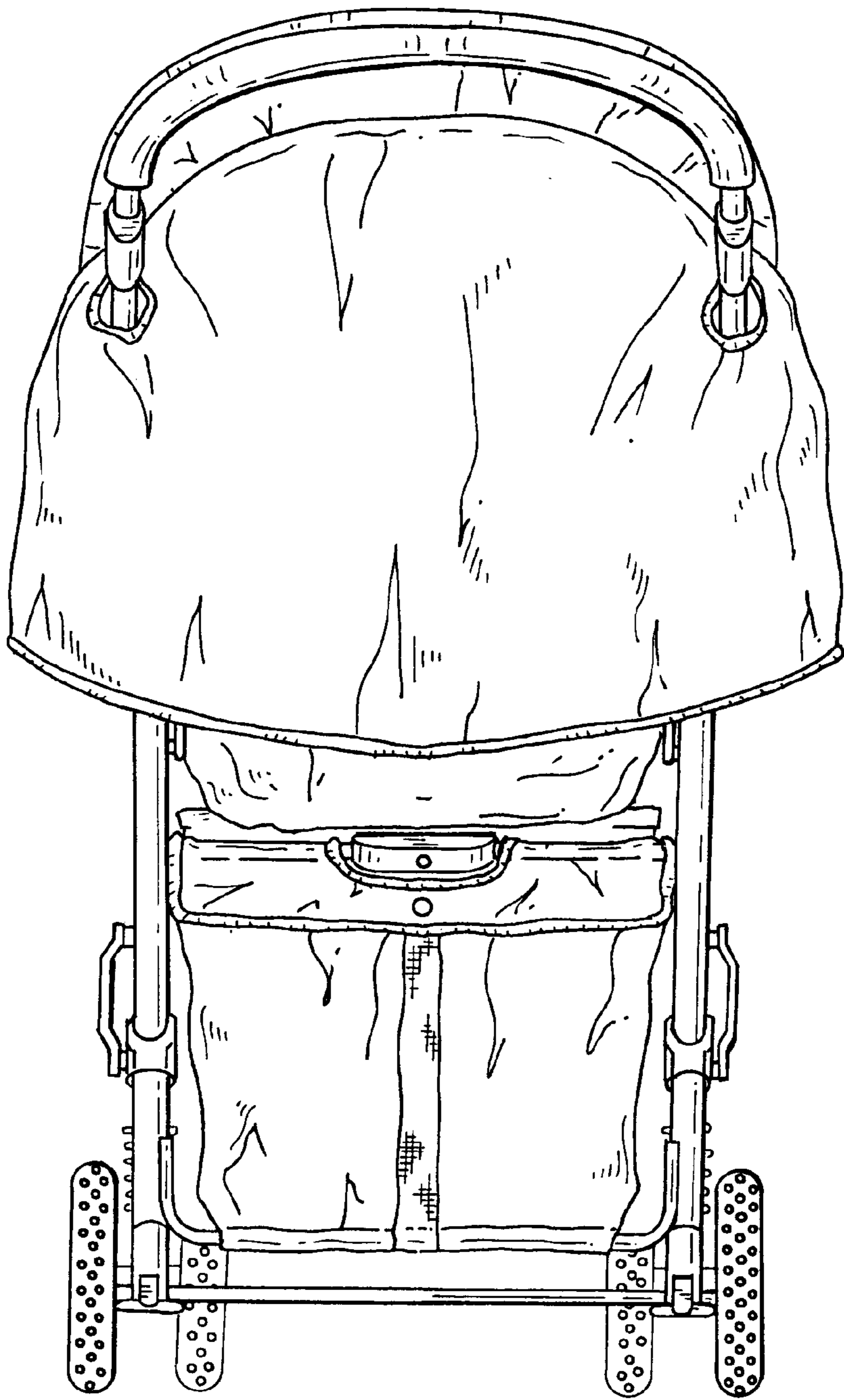


FIG. 4

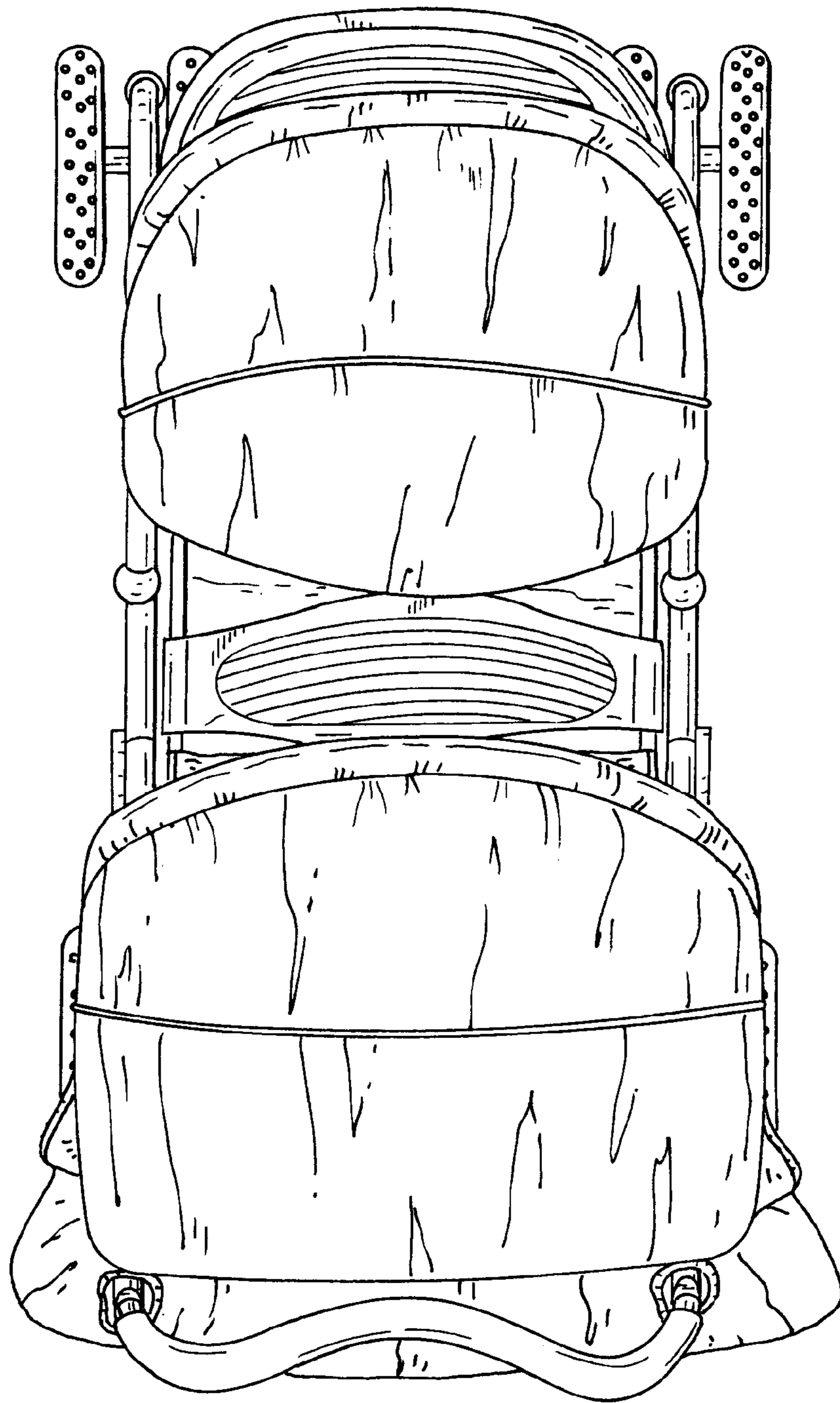


FIG. 5

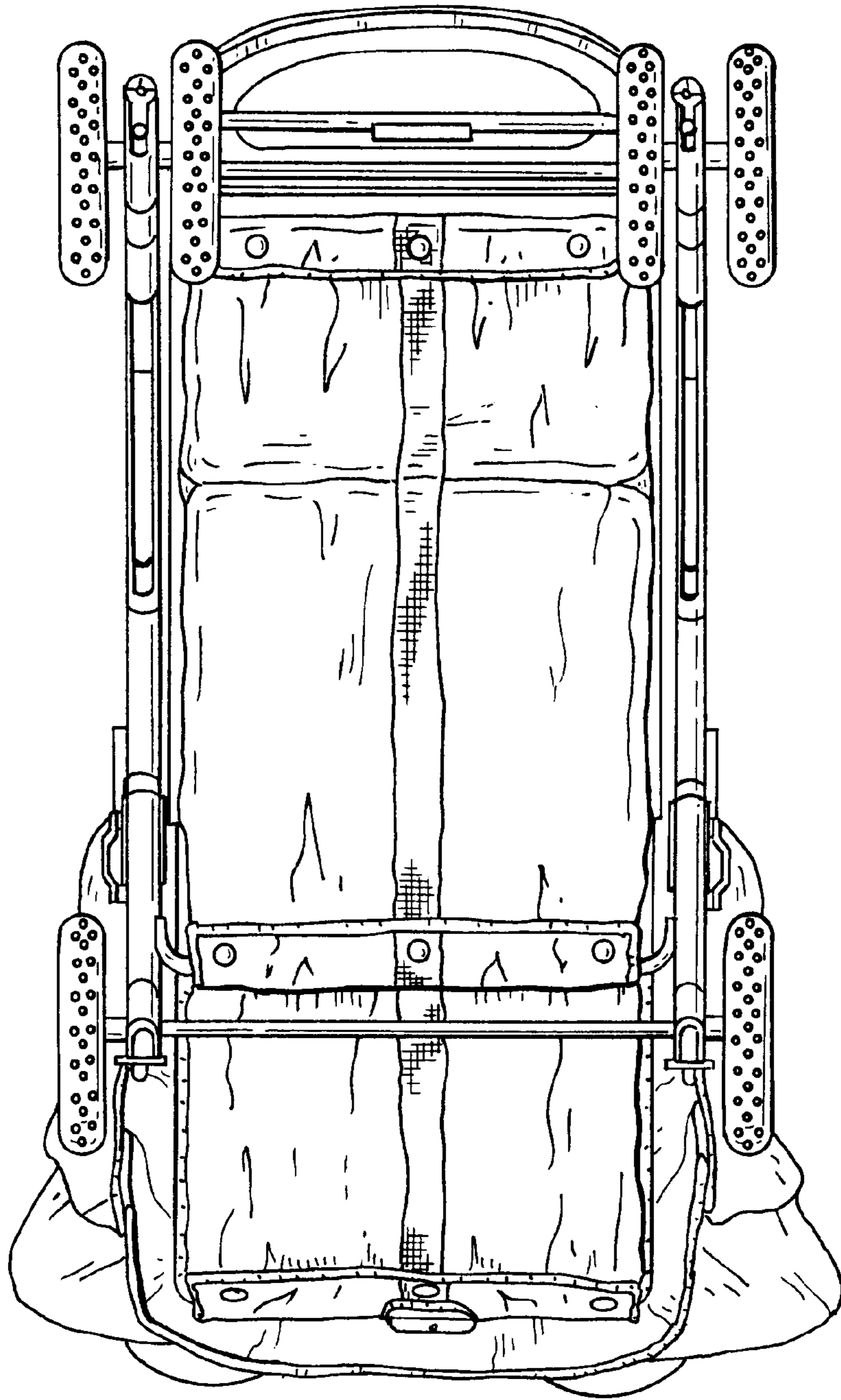


FIG. 6