



US00D429655S

United States Patent [19]

Cowan et al.

[11] Patent Number: Des. 429,655

[45] Date of Patent: ** Aug. 22, 2000

[54] ELECTRIC METER COVER

[75] Inventors: Peter C. Cowan, Sidney; Markus F. Hirschbold, Victoria; Werner Reinhard Simbeck, Mill Bay; I. Ross Macfarlane, Victoria, all of Canada

[73] Assignee: Power Measurement Ltd., Canada

[**] Term: 14 Years

[21] Appl. No.: 29/109,153

[22] Filed: Aug. 9, 1999

[51] LOC (7) Cl. 10-04

[52] U.S. Cl. D10/99; D10/103

[58] Field of Search D10/99, 100, 103; 174/17; 324/146, 149, 156, 115, 119, 110

[56] References Cited

U.S. PATENT DOCUMENTS

D. 343,803	2/1994	Quellette et al.	D10/100
D. 366,434	1/1996	Brown et al.	D10/99
D. 381,281	7/1997	Miller et al.	D10/100
D. 382,498	8/1997	Warwick	D10/75
D. 389,760	1/1998	Mumm et al.	D10/100
D. 406,072	2/1999	Houck et al.	D10/100
D. 412,859	8/1999	Thiel	D10/99
5,049,810	9/1991	Kirby et al.	324/156
5,473,504	12/1995	Horan et al.	324/156
5,514,959	5/1996	Horan et al.	324/110

OTHER PUBLICATIONS

“PowerPlus Alpha® Meter,” *ABB Network Partner*, brochure (May 1997).

“Alpha Solid State Polyphase Meter (Watts, VARs, VA),” *ABB Power T&D Company Inc. Bulletin 42-270-B*, pp. 1-12, Sep. 15, 1995.

“Vectron® SVX Solid-State Polyphase Meters,” *Schlumberger*, Bulletin 11314 (Mar. 1996).

“QUAD4® Plus and MAXsys® Meters and IEDs,” Siemens Power Transmission & Distribution, LLC, ST&D Meter Division, Charlotte, NC 28273, Brochure, pp. 1-13, (Apr. 1998).

“MAXsys® 2510 Substation/High-End Direct Access Meter,” *Siemens brochure (MAX2510DSO, Apr. 1998)*.

“7330 ION®” Digital 3-Phase Power Meter, *Power Measurement*, brochure, revised Jul. 23, 1998, first published Feb. 1, 1998, pp. 1-6.

“Mark-V Digital True RMS Energy Meter,” *TransData, Inc., Bulletin*.

“American National Standard for Electric Meters—Code for Electricity Metering,” “American National Standard for Electric Meters—Code for Electricity Metering,” *ican National Standard, Document ANSI C12.1 (1995)*.

“American National Standard for Electromechanical Watthour Meters,” *The Institute of Electrical and Electronics Engineers, Inc., ANSI C12 (1987) (Revision of ANSI C12-10-1978)*.

“American National Standard for Electricity Meters 0.2 and 0.5 Accuracy Classes,” *American National Standards, ANSI C12.20-(1998)*.

“ISO—Specification MTR1-96, Engineering Specification For Polyphase Solid-State Electricity Meters For Use On the ISO Grid,” Exhibit A, pp. 1-42 (1997).

(List continued on next page.)

Primary Examiner—Antoine Duval Davis
Attorney, Agent, or Firm—Brinks Hofer Gilson & Lione

[57] CLAIM

The ornamental design for an electric meter cover, as shown and described.

DESCRIPTION

FIG. 1 is a right front perspective view of the electric meter cover of the invention;

FIG. 2 is a front elevation of the electric meter cover illustrated in FIG. 1;

FIG. 3 is a top view thereof;

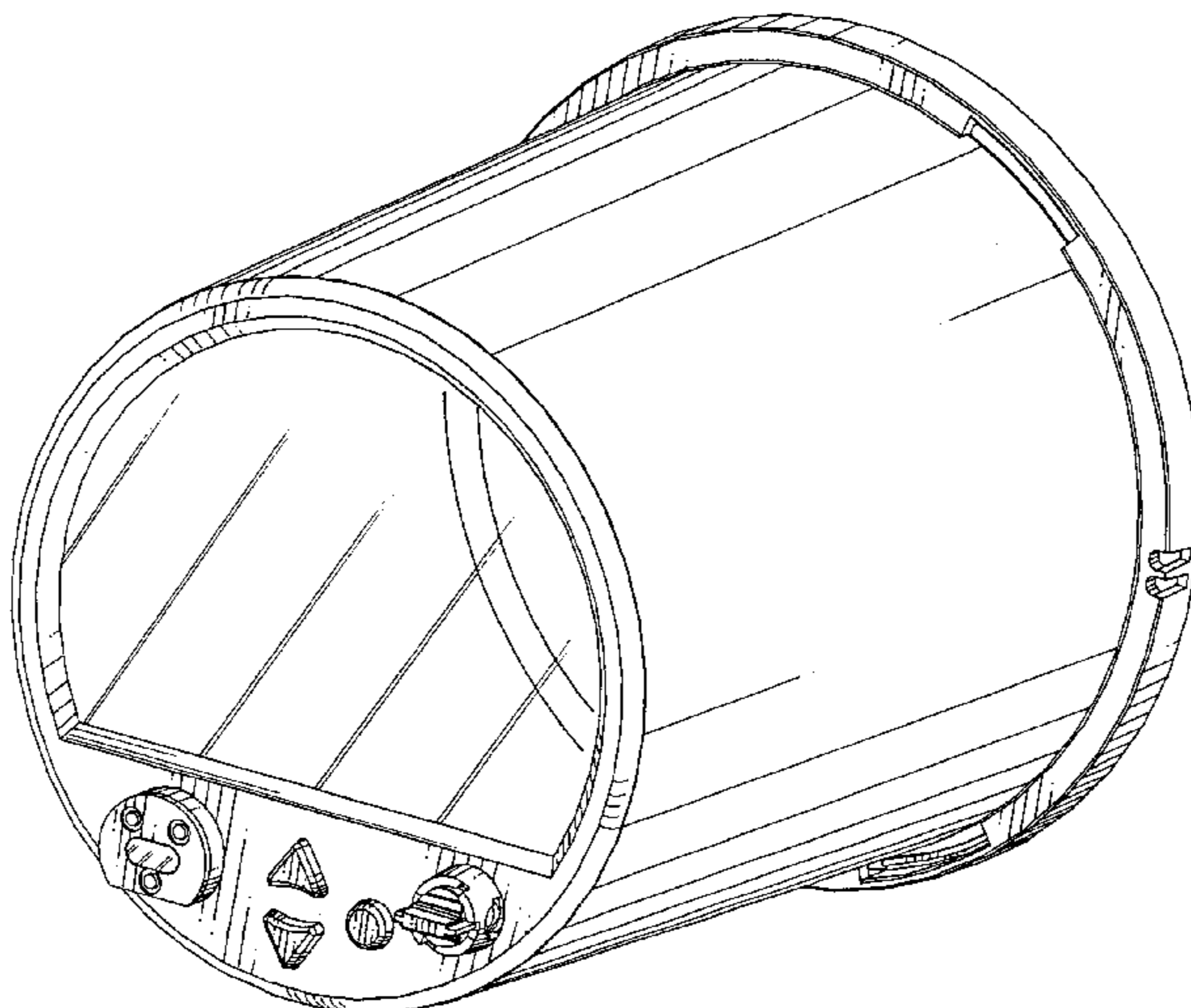
FIG. 4 is a left side view thereof;

FIG. 5 is a right side view thereof;

FIG. 6 is a bottom view thereof; and,

FIG. 7 is the rear end view thereof.

1 Claim, 4 Drawing Sheets



OTHER PUBLICATIONS

“Specifications For Approval Of Type of Electricity Meters, Instrument Transformers And Auxiliary Devices,” *Consumer and Corporate Affairs Canada*.

International Standard, Alternating current static watt-hour meters for active energy (classes 0,2 S and 0,5 S), *International Electrotechnical Commission*, second edition (1992).

“Meter-Mounting Devices, Industrial Products,” *Canadian Standards Association*, C22.2 No. 115-M (1989).

“Alternating-Current Electricity Metering, Electric Power Systems and Equipment,” *Canadian Standards Association*, CAN3-C17-M (1984).

International Standard, Amendment 1 to Publication 868 (1986), *International Electrotechnical Commission*, Modification 1 (1986).

International Standard, Electromagnetic Compatibility (EMC)—Part 4: Testing and measurement techniques—Section 15: Flickermeter—Functional and design specifications, *International Electrotechnical Commission*, 61000 4-15 (1997).

Fig. 1

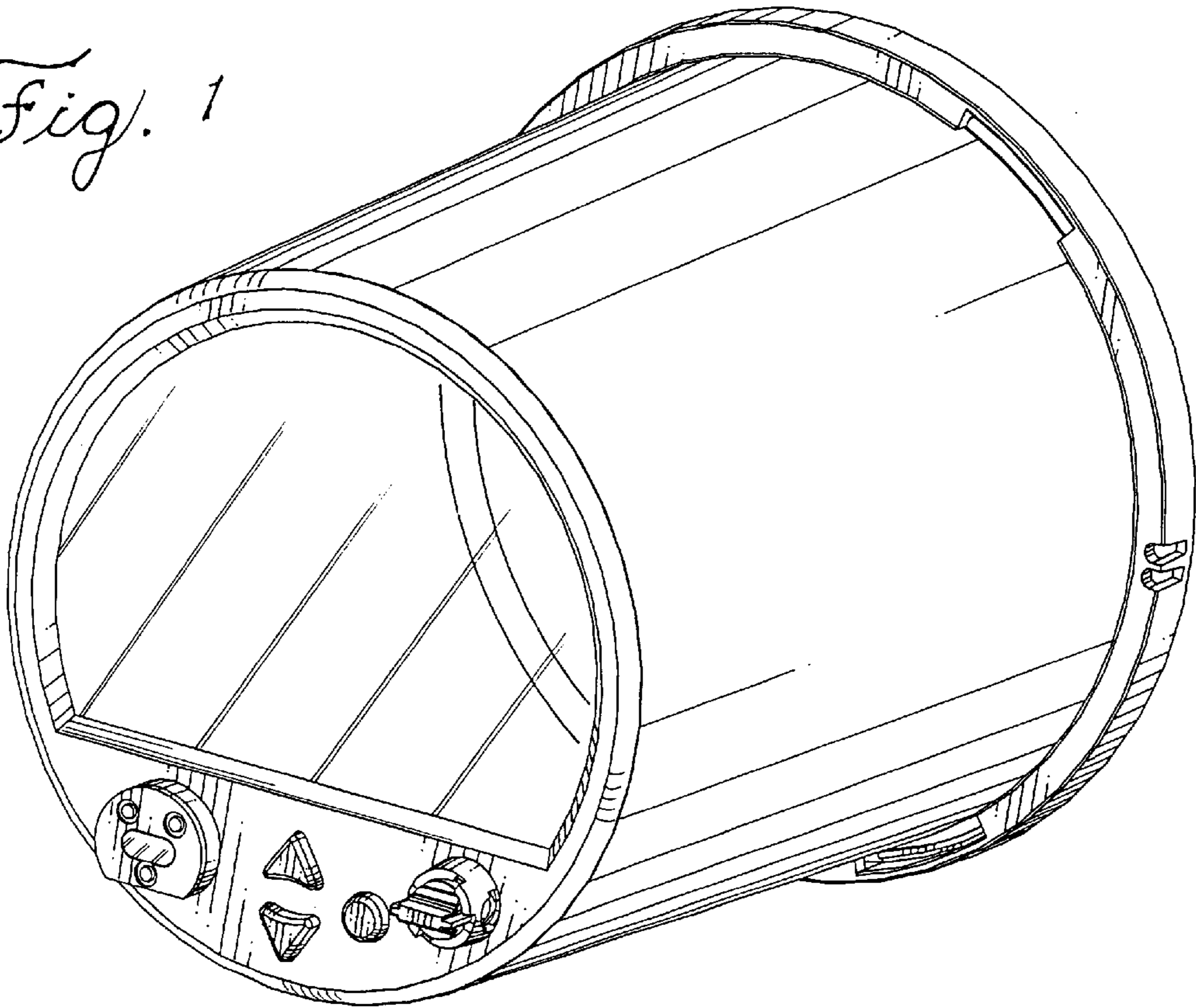


Fig. 2

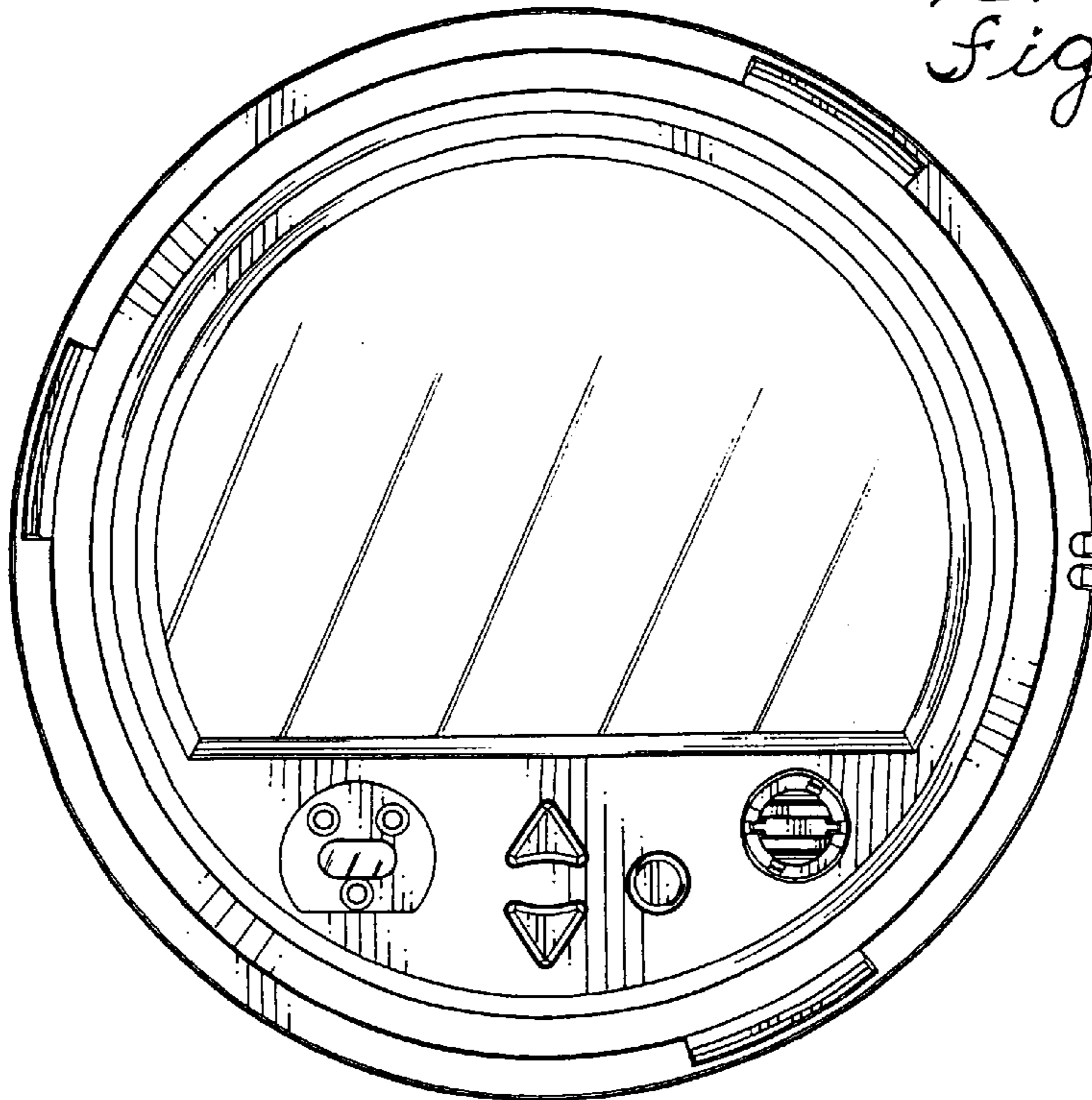


Fig. 3

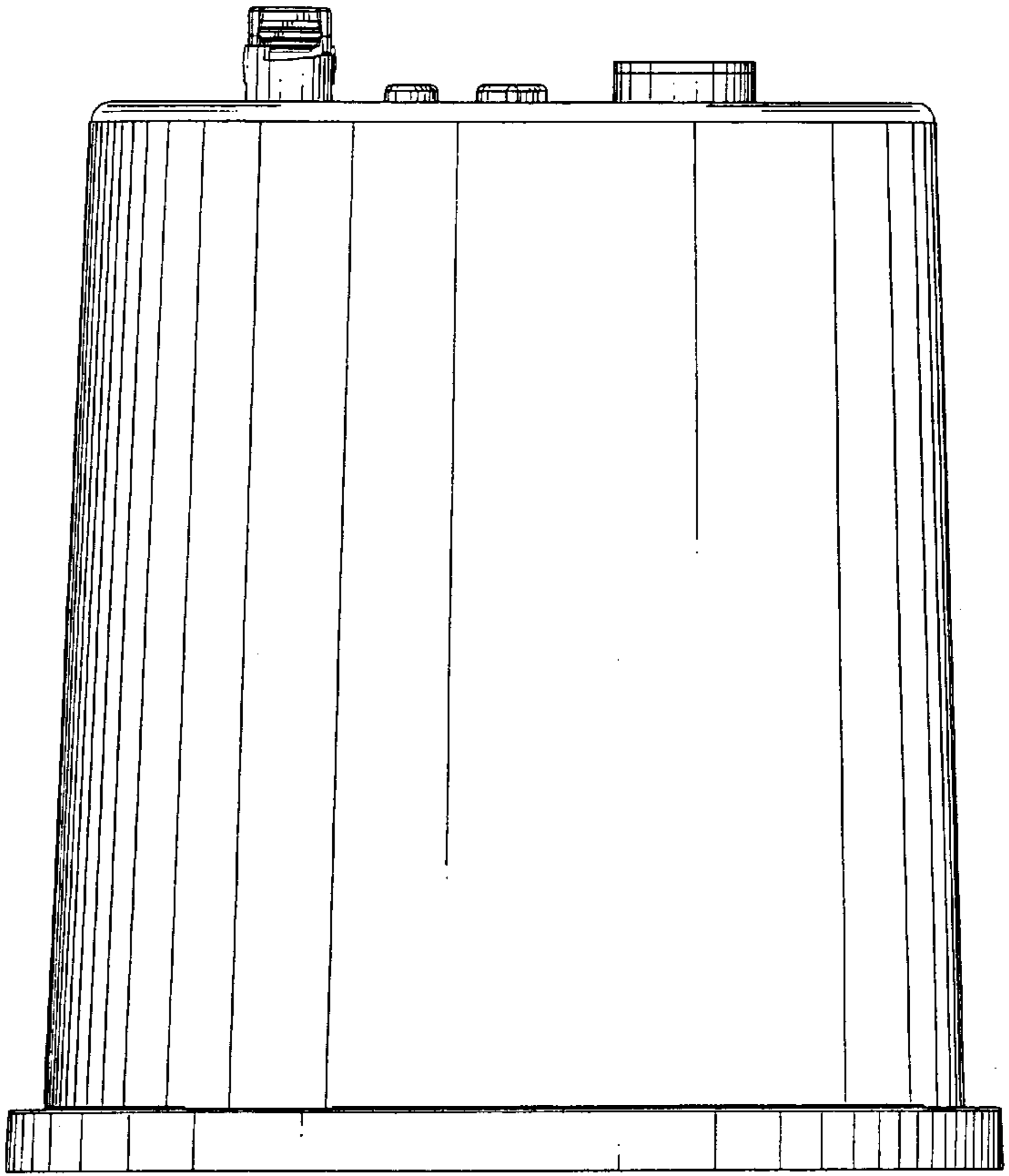


Fig. 4

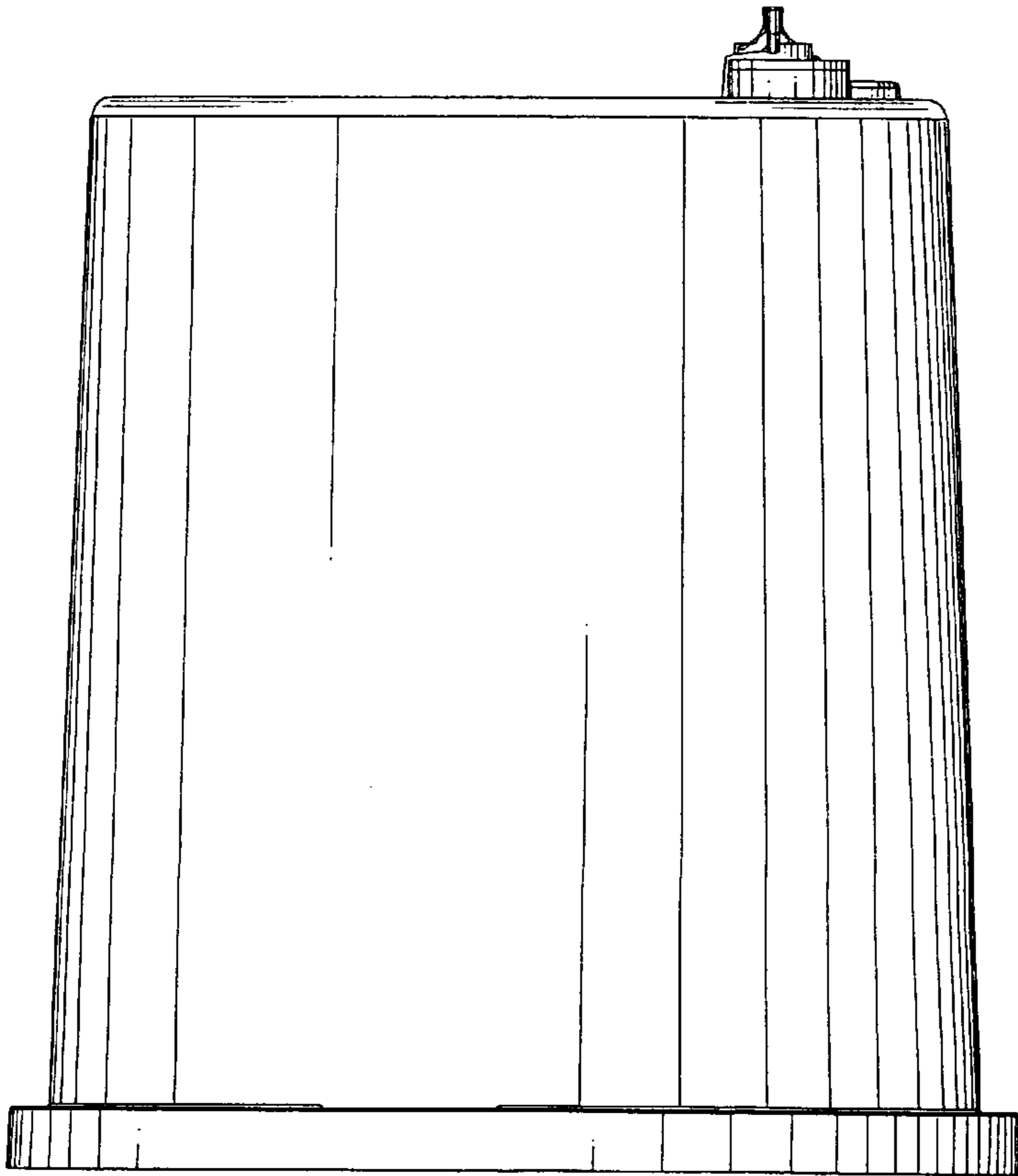


Fig. 5

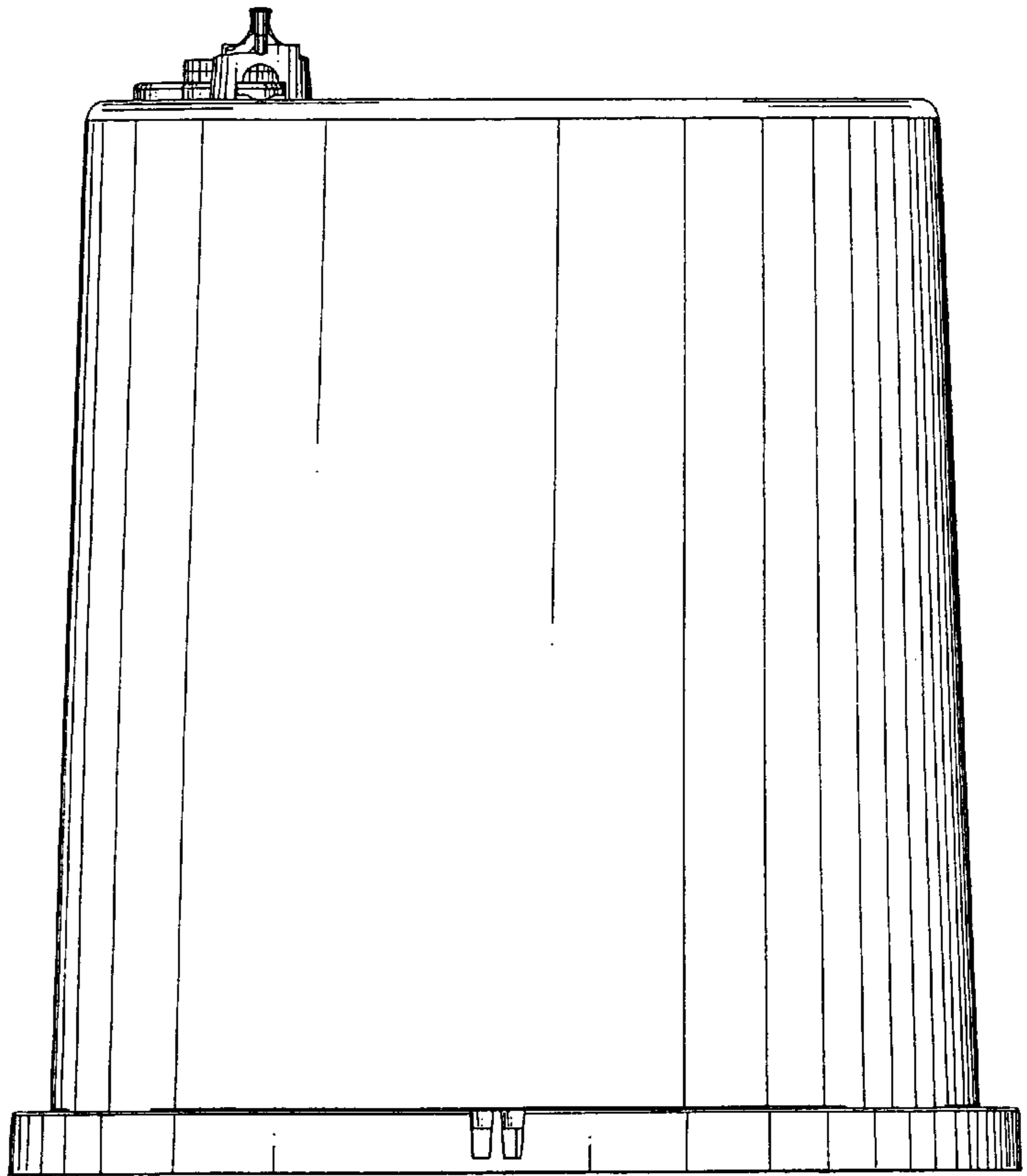
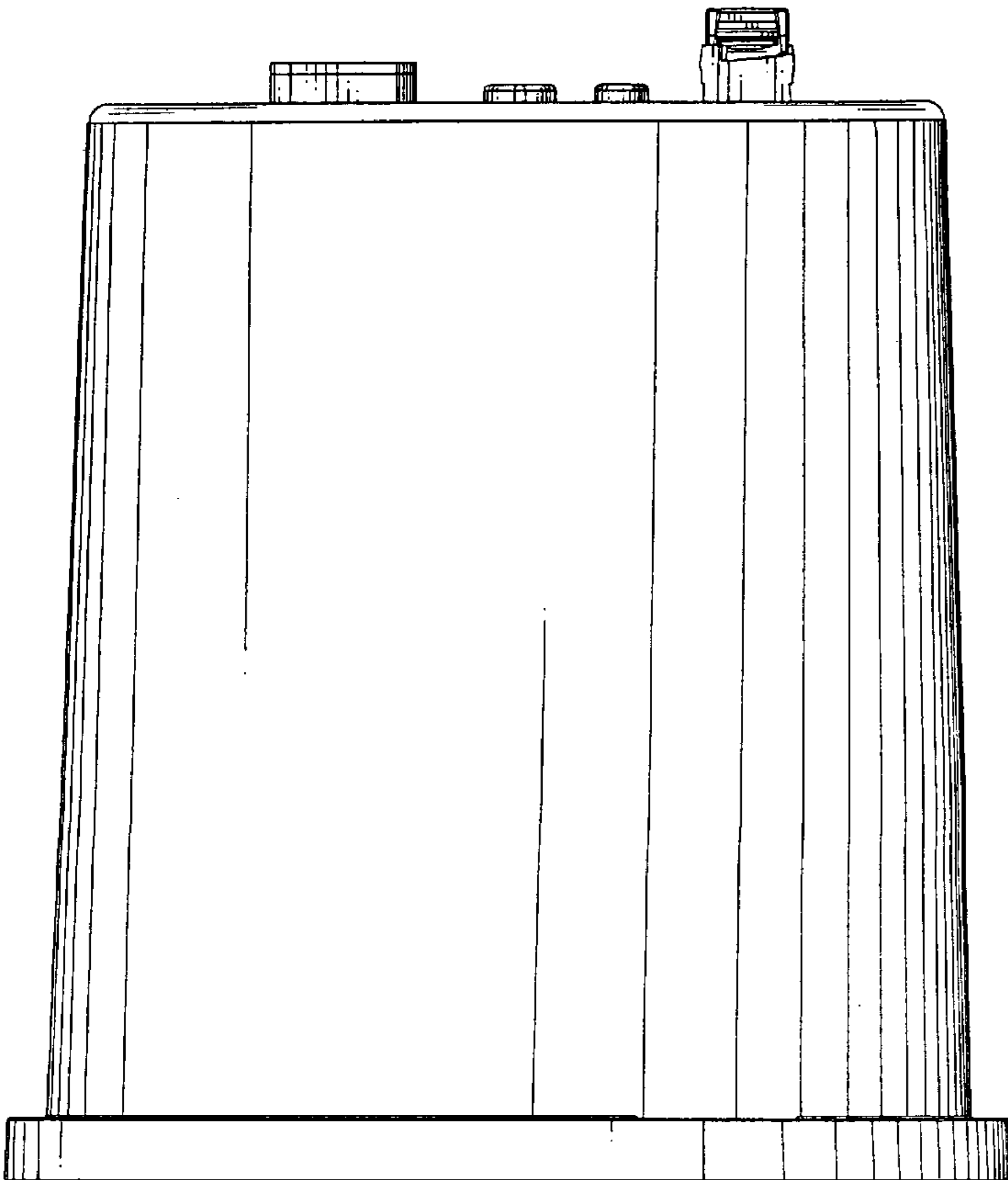


Fig. 6



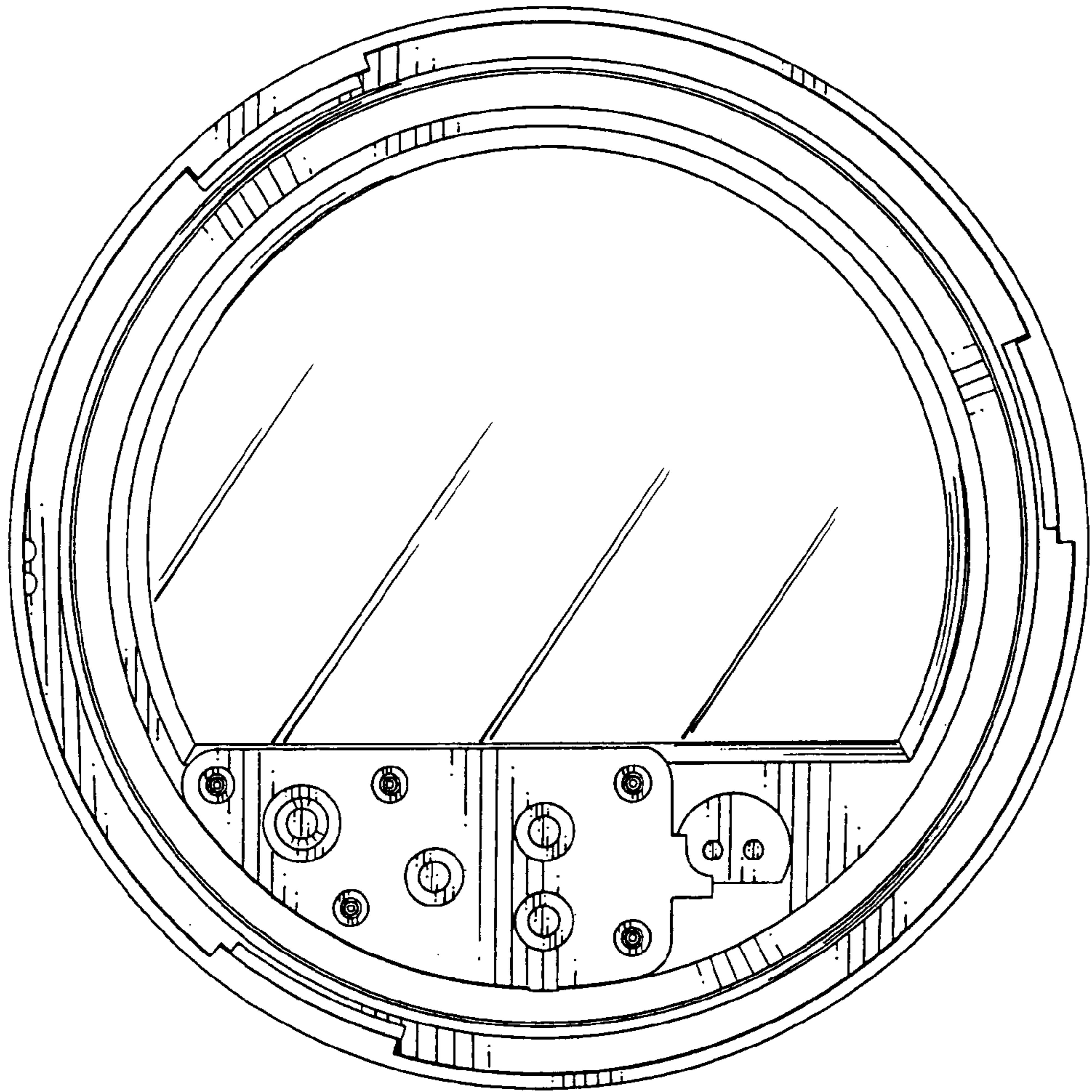


Fig. 7

UNITED STATES PATENT AND TRADEMARK OFFICE
CERTIFICATE OF CORRECTION

PATENT NO. : Des 429,655
DATED : August 22, 2000
INVENTOR(S) : Peter C. Cowan et al.

Page 1 of 1

It is certified that error appears in the above-identified patent and that said Letters Patent is hereby corrected as shown below:

Title page, column 1,

Line 1, under "U.S. PATENT DOCUMENTS", delete "Quellette" and substitute -- Ouellette -- in its place.

Column 2,

Lines 9-10, delete ""American National Standard for Electric Meters-Code for Electricity Metering,"".

Line 17, delete "Accurancy" and substitute --Accuracy -- in its place.

Line 21, insert -- "7700 ION[®]" 3-Phase Power Meter Analyzer and Controller, *Power Measurement*, brochure, revised 12/8/98, first published 3/31/95. --.

Line 5, delete "Commision" and substitute -- Commission -- in its place.

Line 9, delete "Flickemeter" and substitute -- Flickermeter --.

Signed and Sealed this

Sixteenth Day of October, 2001

Attest:

Nicholas P. Godici

Attesting Officer

NICHOLAS P. GODICI
Acting Director of the United States Patent and Trademark Office