



US00D429651S

United States Patent [19]

[11] **Patent Number: Des. 429,651**

Ventrella

[45] **Date of Patent: ** Aug. 22, 2000**

[54] **WATCH CASE**

D. 401,513 11/1998 Coquerel D10/39
D. 413,273 8/1999 Hartzband D10/32

[75] Inventor: **Roberto Ventrella**, La Chaux-de-Fonds, Switzerland

Primary Examiner—Nelson C Holtje
Attorney, Agent, or Firm—Stroock & Stroock & Lavan

[73] Assignee: **Tag Heuer S.A.**, Marin, Switzerland

[57] **CLAIM**

[**] Term: **14 Years**

The ornamental design for a watch case, as shown.

[21] Appl. No.: **29/107,895**

DESCRIPTION

[22] Filed: **Jul. 15, 1999**

FIG. 1 is a perspective view of a watch case design in accordance with the invention, with broken lines showing environmental matter drawn for illustrative purposes only and forming no part of the claimed design;

[30] Foreign Application Priority Data

Jan. 27, 1999 [XH] Hague Agreement DMA004357

FIG. 2 is a top plan view of the watch case design depicted in FIG. 1;

[51] **LOC (7) Cl.** **10-02**

[52] **U.S. Cl.** **D10/30; D10/39**

FIG. 3 is a rear elevational view of the watch case design depicted in FIG. 1.

[58] **Field of Search** D10/1-40, 122-132;
368/280-282, 276-277, 285

FIG. 4 is a left side elevational view of the watch case design depicted in FIG. 1;

[56] References Cited

U.S. PATENT DOCUMENTS

D. 323,127	1/1992	Kawashima	D10/39
D. 359,916	7/1995	Iida	D10/32
D. 363,029	10/1995	Magninat	D10/39
D. 363,437	10/1995	Rabassa	D10/39
D. 380,395	7/1997	Lassigne	D10/32

FIG. 5 is a bottom plan view of the watch case design depicted in FIG. 1;

FIG. 6 is a front elevational view of the watch case design depicted in FIG. 1; and,

FIG. 7 is a right side elevational view of the watch case design depicted in FIG. 1.

1 Claim, 1 Drawing Sheet

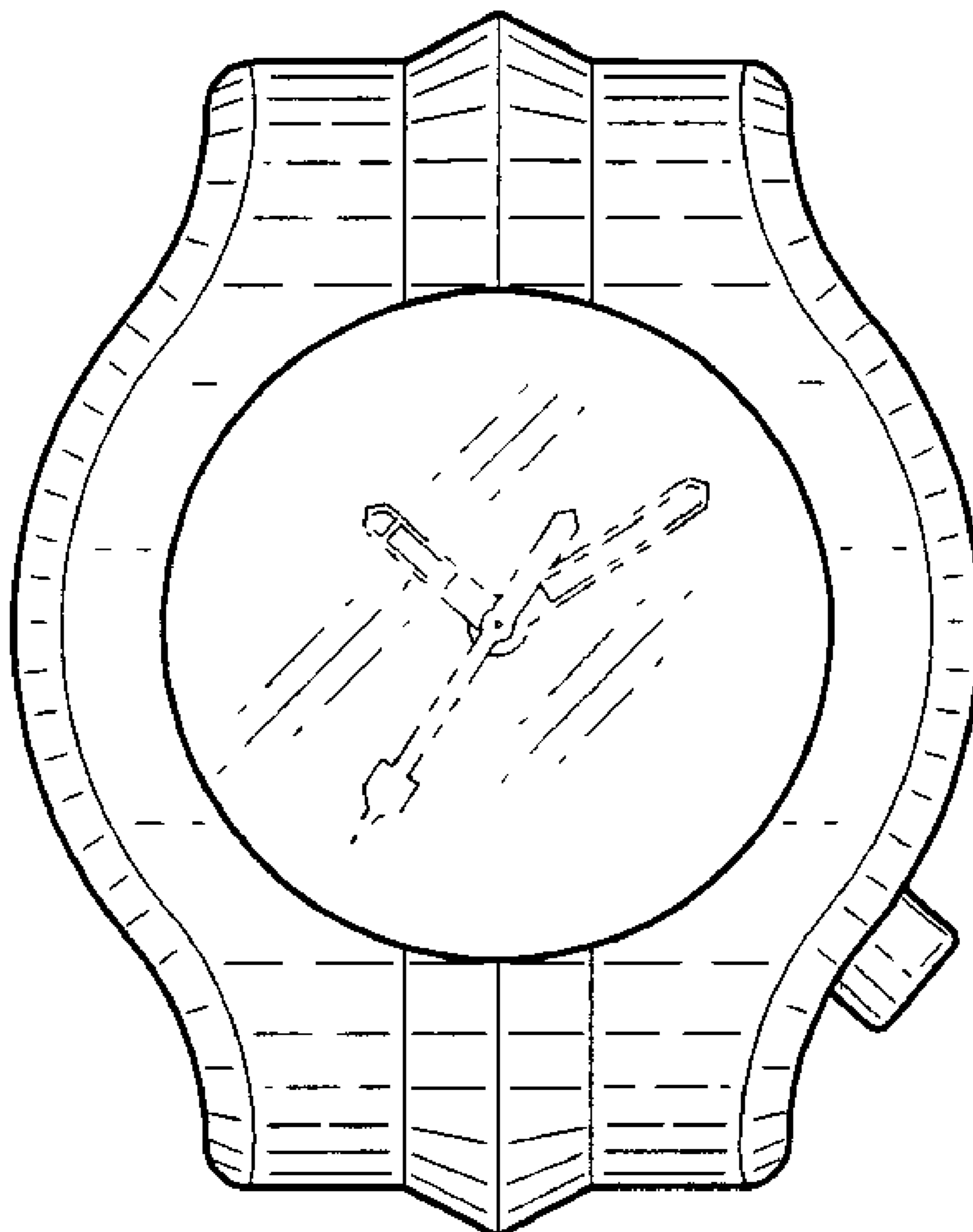


FIG. 1

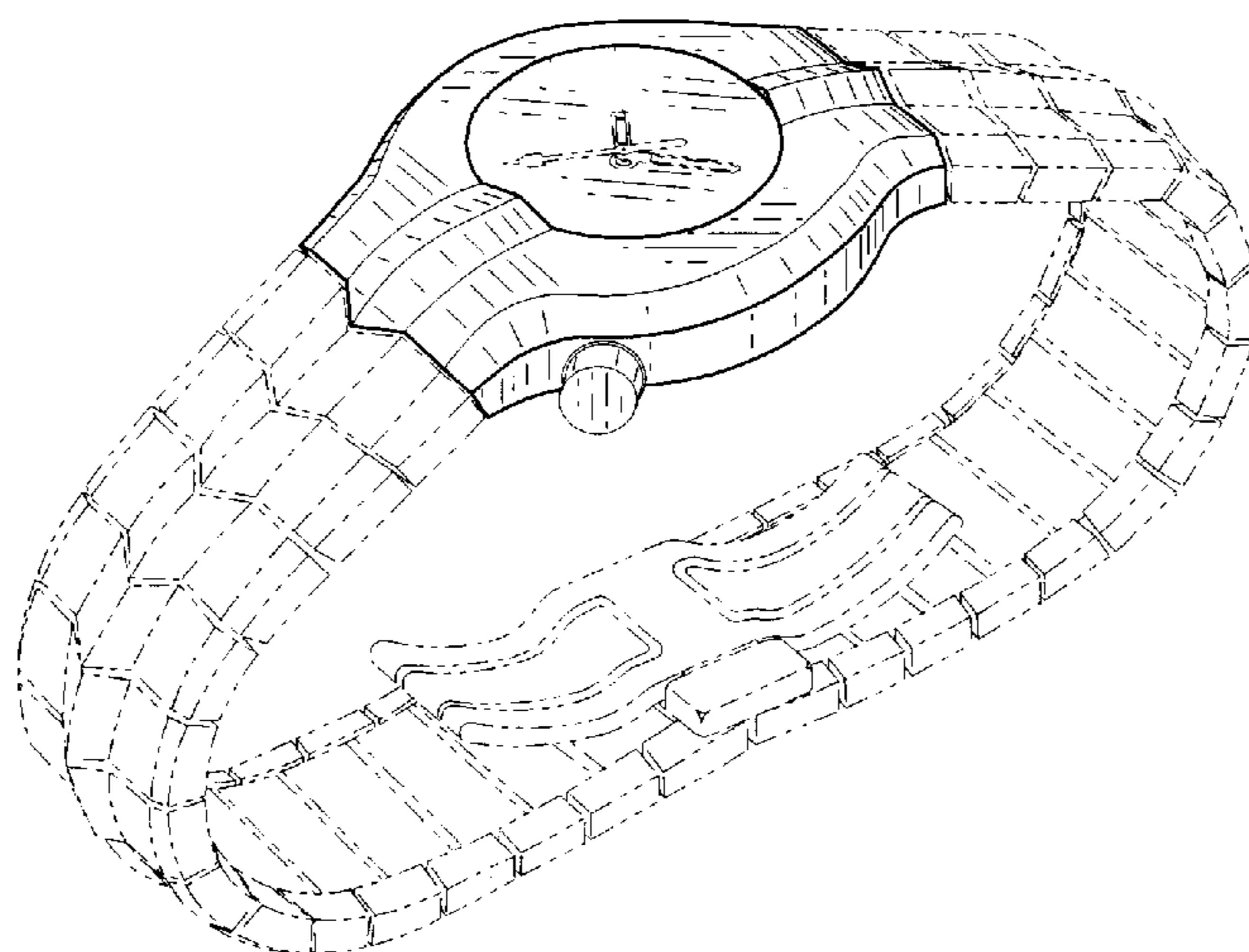


FIG. 2

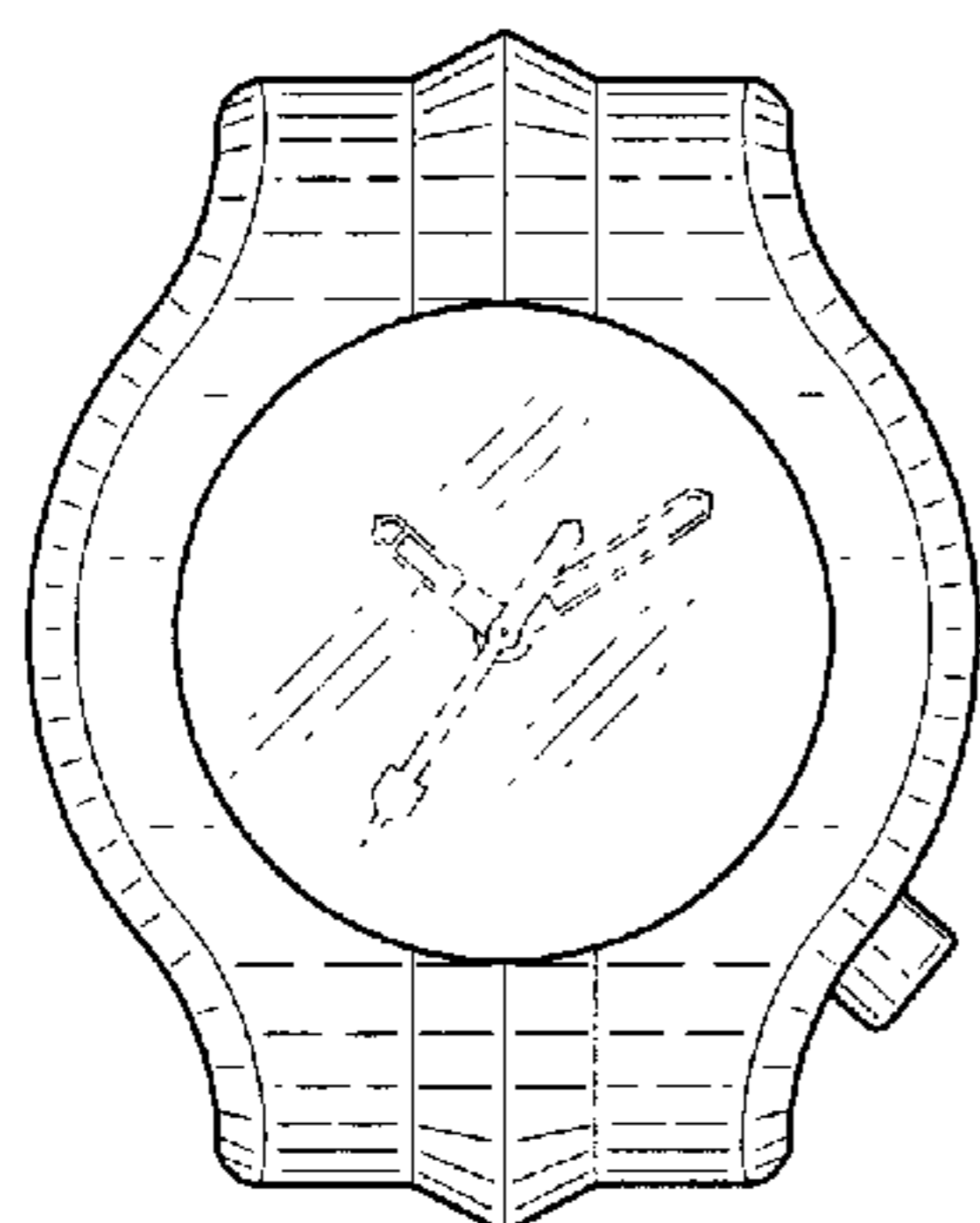


FIG. 5

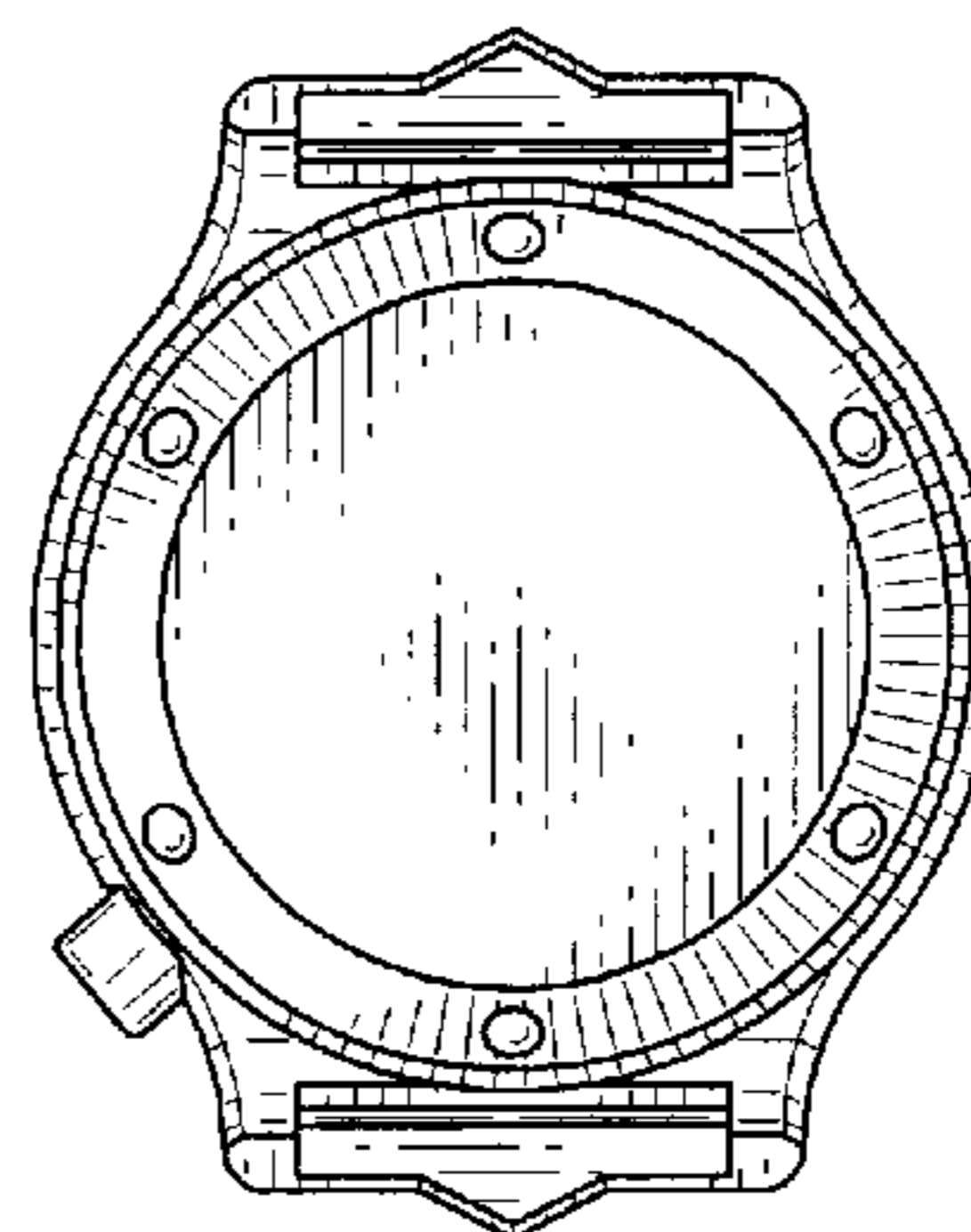


FIG. 3

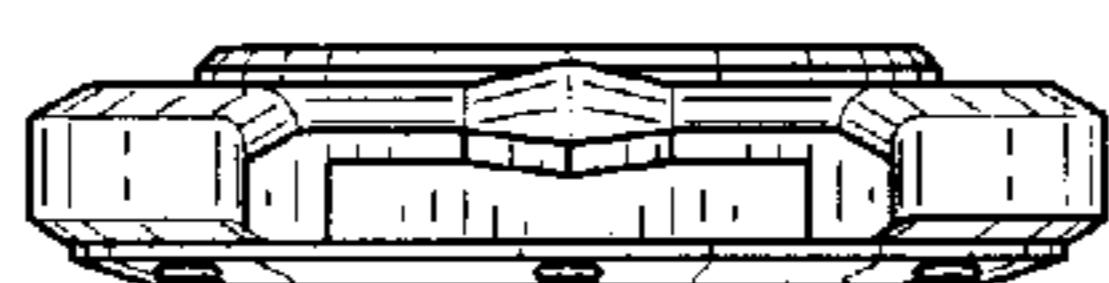


FIG. 6



FIG. 4



FIG. 7

