



US00D429648S

**United States Patent** [19]  
**Goettner**

[11] **Patent Number:** **Des. 429,648**  
[45] **Date of Patent:** **\*\* Aug. 22, 2000**

[54] **COMBINED CONTAINER AND CLOSURE**

[75] Inventor: **Michael K. Goettner**, Sylvania, Ohio

[73] Assignee: **Owens-Brockway Plastic Products Inc.**, Toledo, Ohio

[\*\*] Term: **14 Years**

[21] Appl. No.: **29/112,650**

[22] Filed: **Oct. 21, 1999**

[51] **LOC (7) Cl.** ..... **09-01**

[52] **U.S. Cl.** ..... **D9/540; D9/543; D9/551**

[58] **Field of Search** ..... D9/543, 540, 551,  
D9/564, 558, 539, 542, 516, 575; 215/382,  
383, 384

[56] **References Cited**

**U.S. PATENT DOCUMENTS**

D. 91,653	3/1934	Guyer	.....	D9/543
D. 182,540	4/1958	Soubier	.....	D9/539
D. 229,889	1/1974	Broey	.....	D9/542
D. 397,616	9/1998	Chen	.....	D9/551

*Primary Examiner*—Lucy Lieberman

[57] **CLAIM**

The ornamental design for a combined container and closure, as shown and described.

**DESCRIPTION**

FIG. 1 is a perspective view of the combined container and closure according to my new design;

FIG. 2 is an elevational view showing the front of the combined container and closure of FIG. 1;

FIG. 3 is an elevational view showing the rear of the combined container and closure of FIGS. 1 and 2;

FIG. 4 is a top plan view of the combined container and closure of FIGS. 1–3;

FIG. 5 is an elevational view showing an end of the combined container and closure of FIGS. 1–4;

FIG. 6 is an elevational view showing the opposite end of the combined container and closure of FIGS. 1–5; and,

FIG. 7 is a bottom plan view of the combined container and closure of FIGS. 1–6.

**1 Claim, 3 Drawing Sheets**



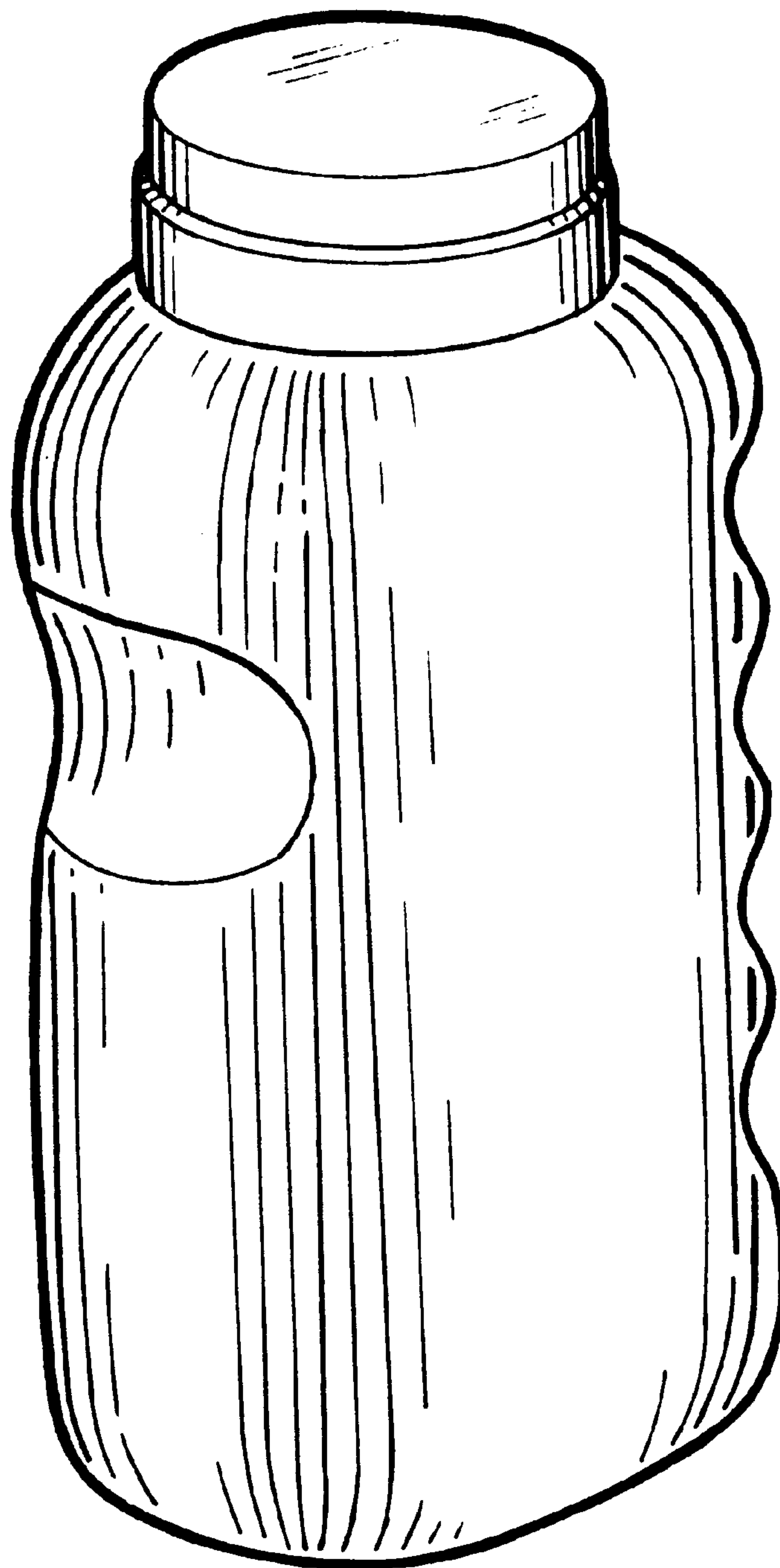


FIG. 1

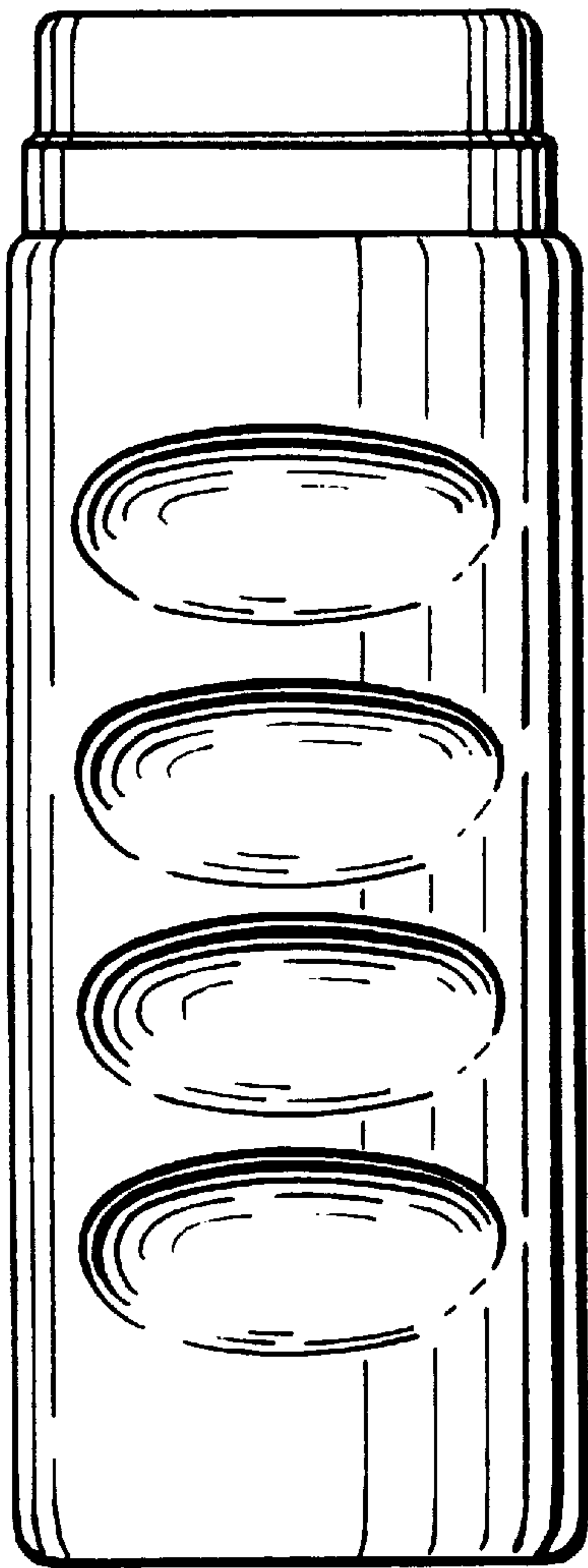


FIG. 5




FIG. 2

FIG. 7

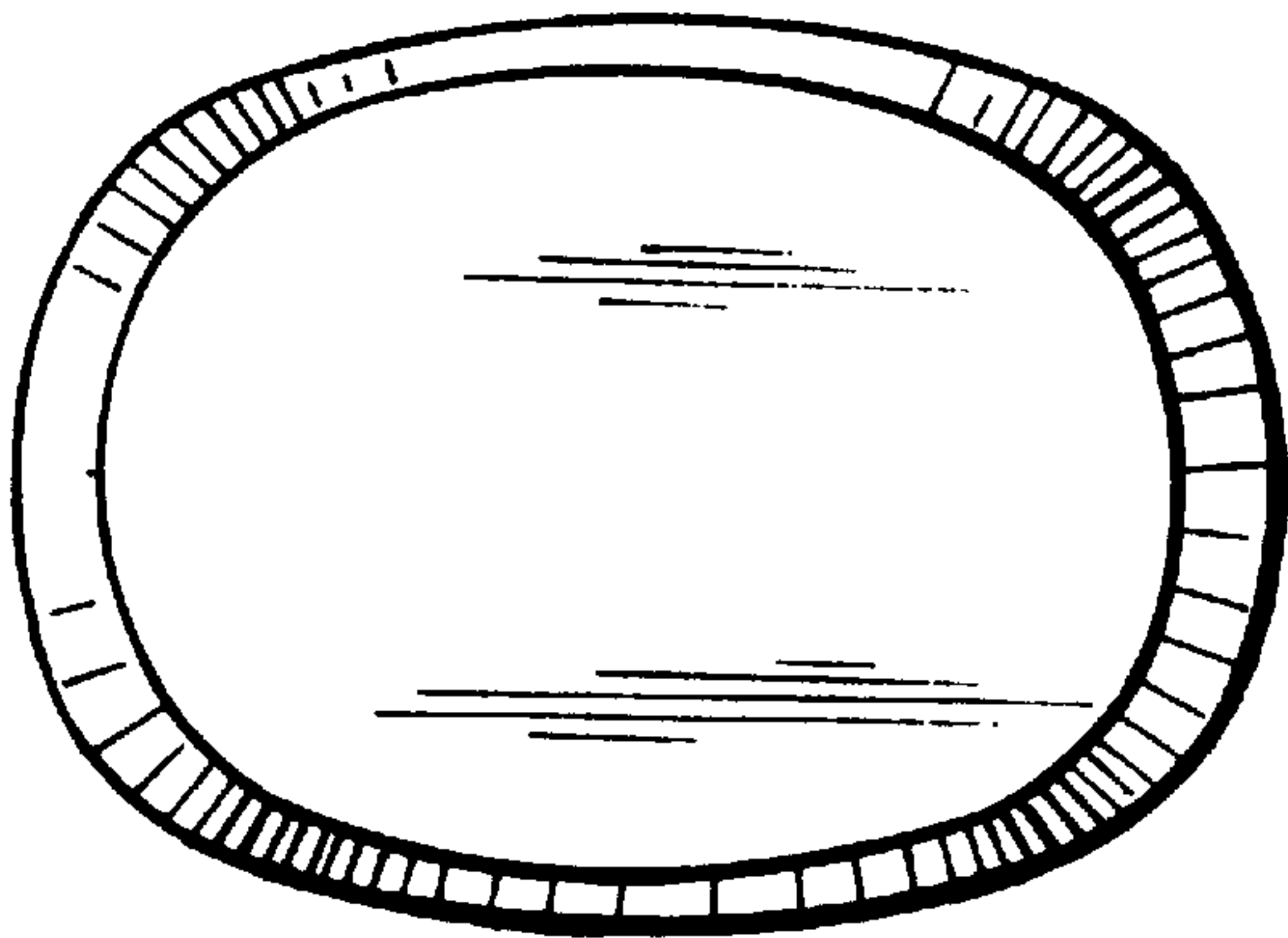


FIG. 4


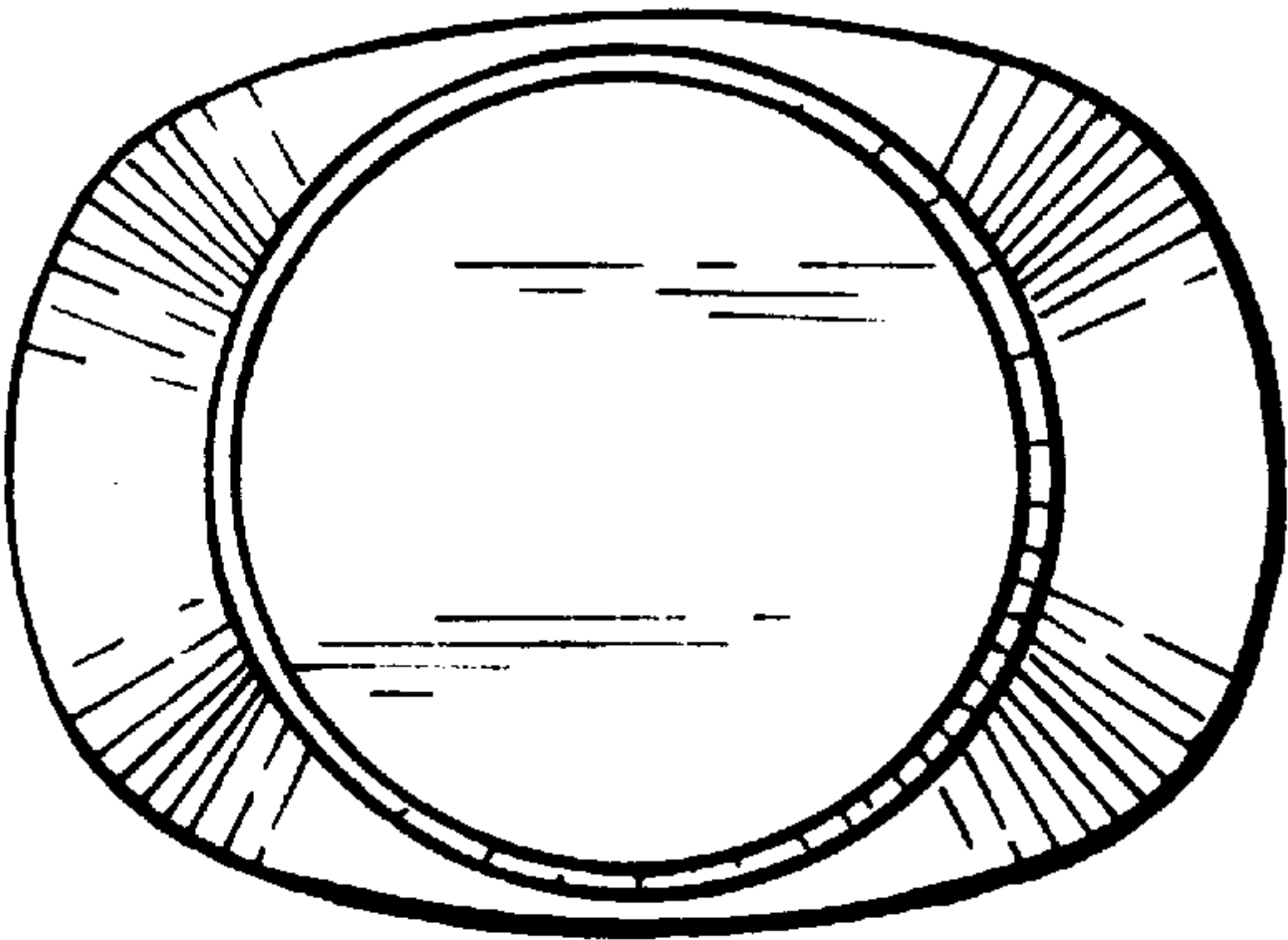


FIG. 6




FIG. 3