



US00D429615S

United States Patent [19]
Zaha

[11] **Patent Number: Des. 429,615**

[45] **Date of Patent: ** Aug. 22, 2000**

[54] **FLAT FOLDING ZIPPER PULL KNIFE**

[76] **Inventor: Michael A. Zaha, 3210 SW. Gale Ave.,
Portland, Oreg. 97201**

[**] **Term: 14 Years**

[21] **Appl. No.: 29/104,138**

[22] **Filed: Apr. 28, 1999**

[51] **LOC (7) Cl. 08-03**

[52] **U.S. Cl. D8/99**

[58] **Field of Search D8/98, 99, 100,
D8/105; D22/118; 30/151, 152, 153, 154,
155, 156, 157, 158, 159, 160, 161**

[56] **References Cited**

U.S. PATENT DOCUMENTS

D. 333,604	3/1993	Thompson et al.	D8/99
D. 336,232	6/1993	Thompson et al.	D8/99
D. 336,840	6/1993	Thompson et al.	D8/99
1,549,545	8/1925	Hickman	D8/153
2,714,249	8/1955	Clark et al.	30/153
4,330,937	5/1982	Cope	30/153
4,648,145	3/1987	Miceli	30/153
4,669,140	6/1987	Miceli	30/153
4,722,140	2/1988	Miceli	30/153

Primary Examiner—Philip S. Hyder

[57] **CLAIM**

I claim the ornamental design for a flat folding zipper pull knife, as shown and described.

DESCRIPTION

FIG. 1 is a perspective view, showing the flat folding zipper pull knife closed;
 FIG. 2 is a top plan view of the flat folding zipper pull knife in its closed position;
 FIG. 3 is a front elevation view of the flat folding zipper pull knife in its closed position;
 FIG. 4 is a side elevation view of the flat folding zipper pull knife in its closed position;
 FIG. 5 is a bottom plan view of the flat folding zipper pull knife in its closed position;
 FIG. 6 is a perspective view, showing the flat folding zipper pull knife open;
 FIG. 7 is a top plan view of the flat folding zipper pull knife in its open position;
 FIG. 8 is a front elevation view of the flat folding zipper pull knife in its open position;
 FIG. 9 is a side elevation, of the open flat folding zipper pull knife, viewed from the blade end;
 FIG. 10 is a side elevation of the open flat folding zipper pull knife, viewed from the interleaved handle end; and,
 FIG. 11 is a bottom plan view of the flat folding zipper pull knife in its open position.

1 Claim, 2 Drawing Sheets




FIG. 1




FIG. 2

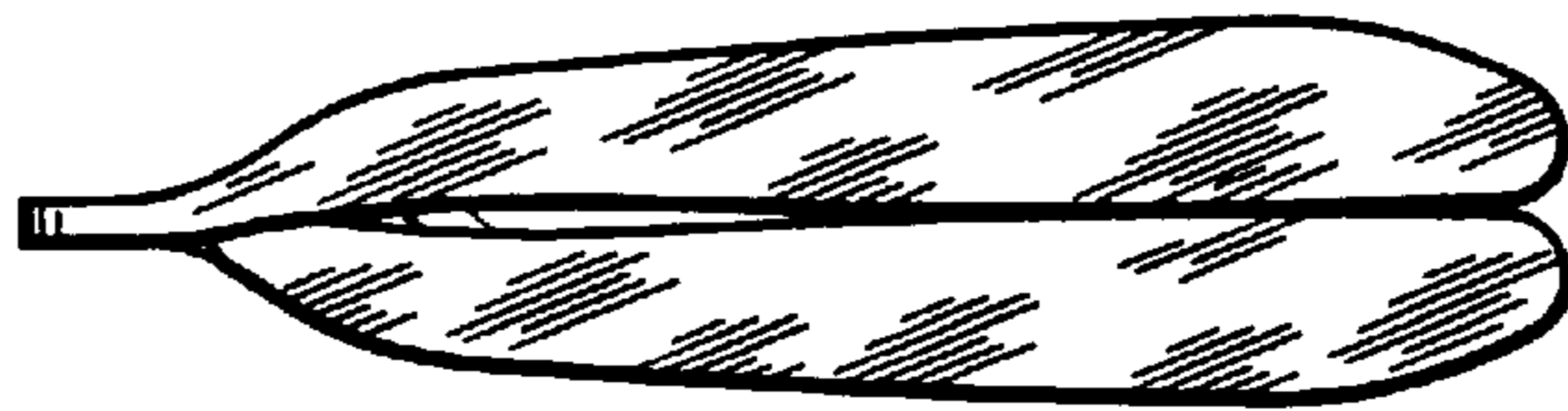


FIG. 3



FIG. 4



FIG. 5



FIG. 6




FIG. 7

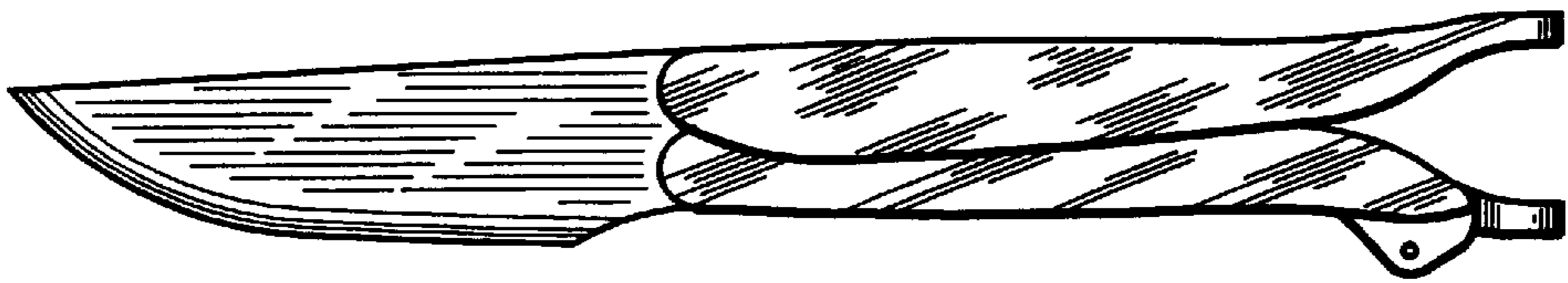


FIG. 8



FIG. 9



FIG. 10



FIG. 11

