



US00D429614S

United States Patent [19] Ploeger

[11] Patent Number: **Des. 429,614**

[45] Date of Patent: **** Aug. 22, 2000**

[54] **HOSE CLAMP TOOL**

[75] Inventor: **Randall J. Ploeger**, Clarinda, Iowa

[73] Assignee: **Lisle Corporation**, Clarinda, Iowa

[**] Term: **14 Years**

[21] Appl. No.: **29/116,487**

[22] Filed: **Jan. 5, 2000**

[51] **LOC (7) Cl.** **08-03**

[52] **U.S. Cl.** **D8/57**

[58] **Field of Search** D8/52, 57, 58;
D24/107, 143, 148; 30/252-254, 257; 7/125,
134, 135; 81/9.3, 300, 329, 415, 418, 421,
424.5, 426, 427.5, 487; 269/1, 2, 96, 257;
433/4; 606/105, 157, 158, 174, 205, 207

[56] **References Cited**

U.S. PATENT DOCUMENTS

- D. 275,790 10/1984 Marlowe D24/143
- D. 295,893 5/1988 Sharkany et al. D8/57

- D. 327,124 6/1992 Heaton D24/143
- D. 406,031 2/1999 Toshiba D8/52
- 3,503,397 3/1970 Fogarty et al. 606/207
- 4,655,223 4/1987 Kim D24/143
- 5,507,206 4/1996 Solski 81/9.3

Primary Examiner—Alan P. Douglas
Assistant Examiner—Reid Hecker
Attorney, Agent, or Firm—Banner & Witcoff, Ltd.

[57] **CLAIM**

The ornamental design for a hose clamp tool, substantially as shown.

DESCRIPTION

FIG. 1 is an isometric view of the hose clamp tool; FIG. 2 is a top plan view of the tool of FIG. 1; FIG. 3 is a right side elevation of the tool of FIG. 2; FIG. 4 is a left side elevation of the tool depicted in FIG. 2; FIG. 5 is an end elevation of the tool depicted in FIG. 2; FIG. 6 is a bottom plan view of the tool of FIG. 2; and, FIG. 7 is an opposite end elevation of the tool of FIG. 2 opposite to that of FIG. 5.

1 Claim, 3 Drawing Sheets


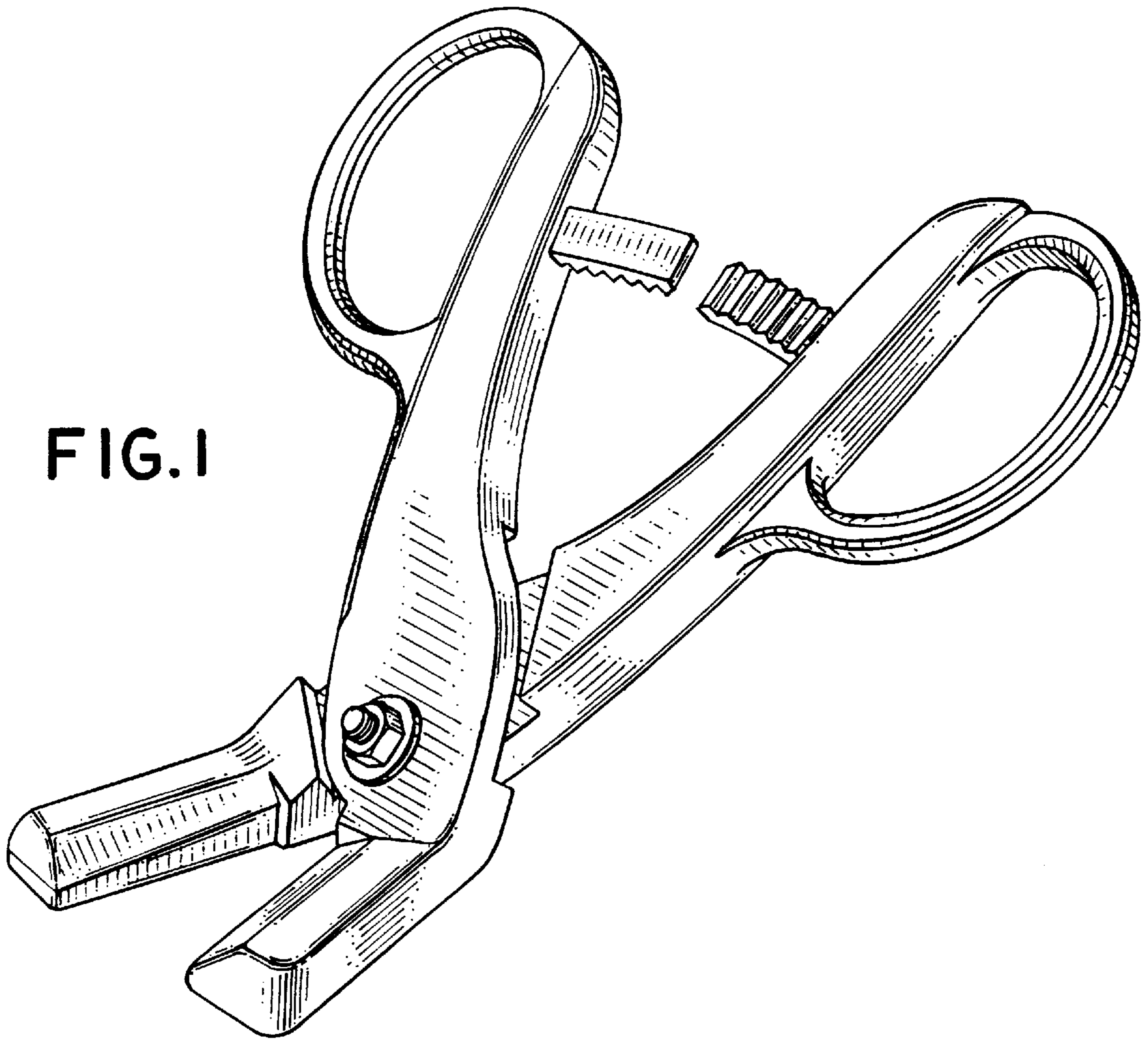


FIG. 1



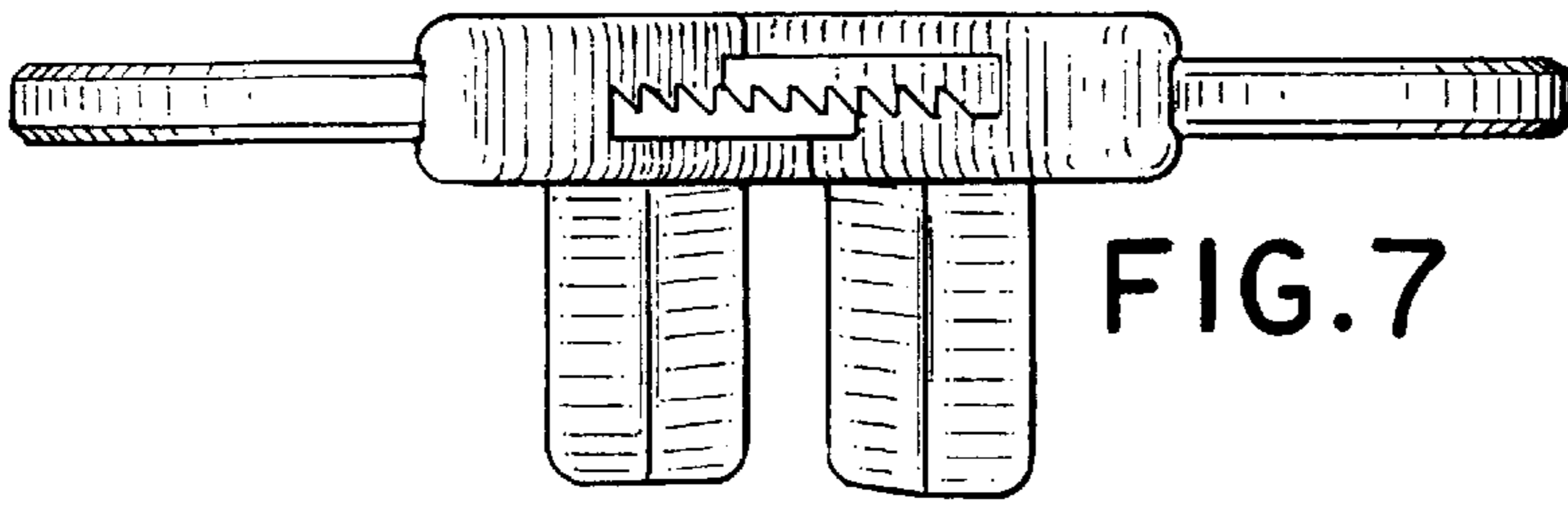


FIG. 7

FIG. 3

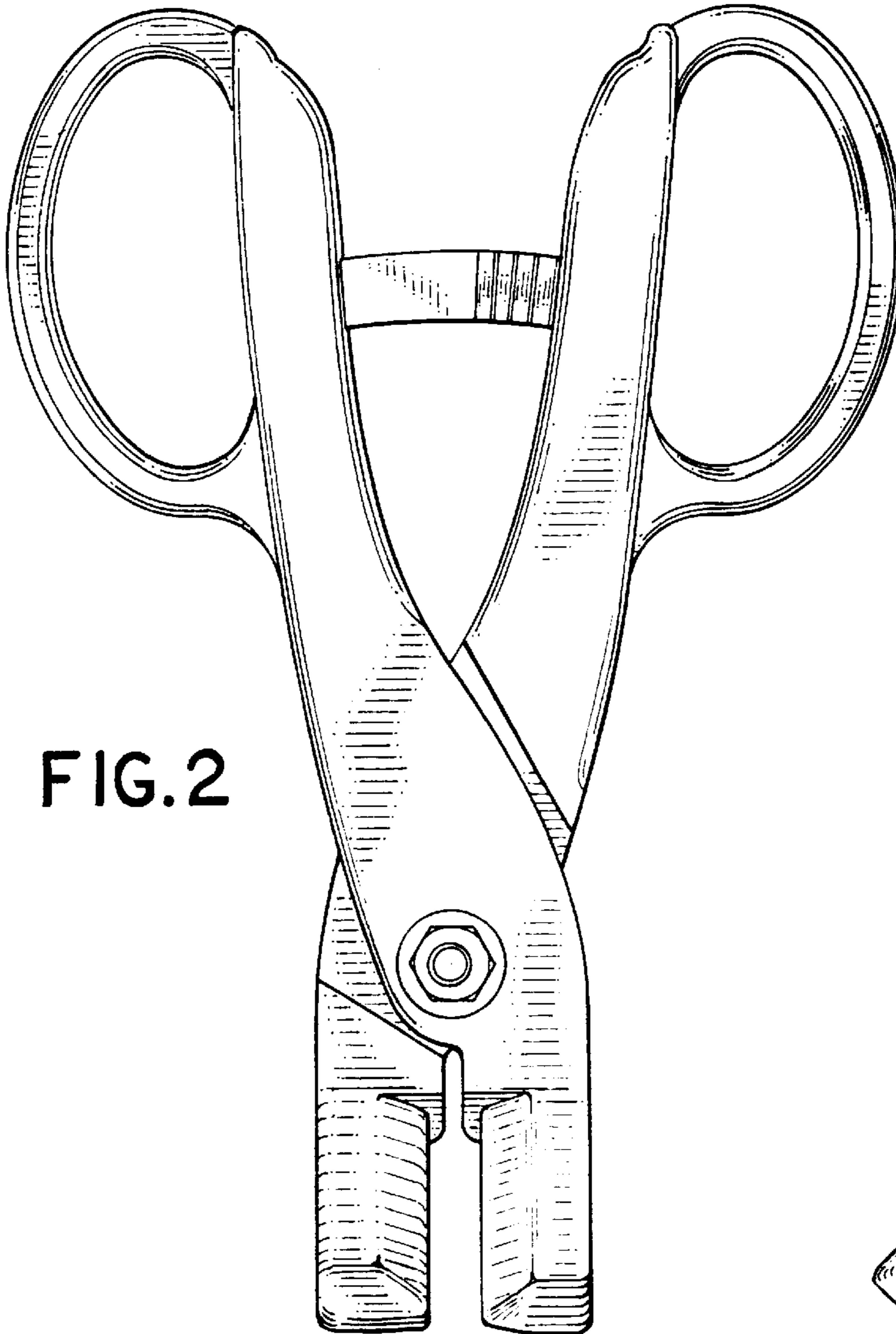


FIG. 2

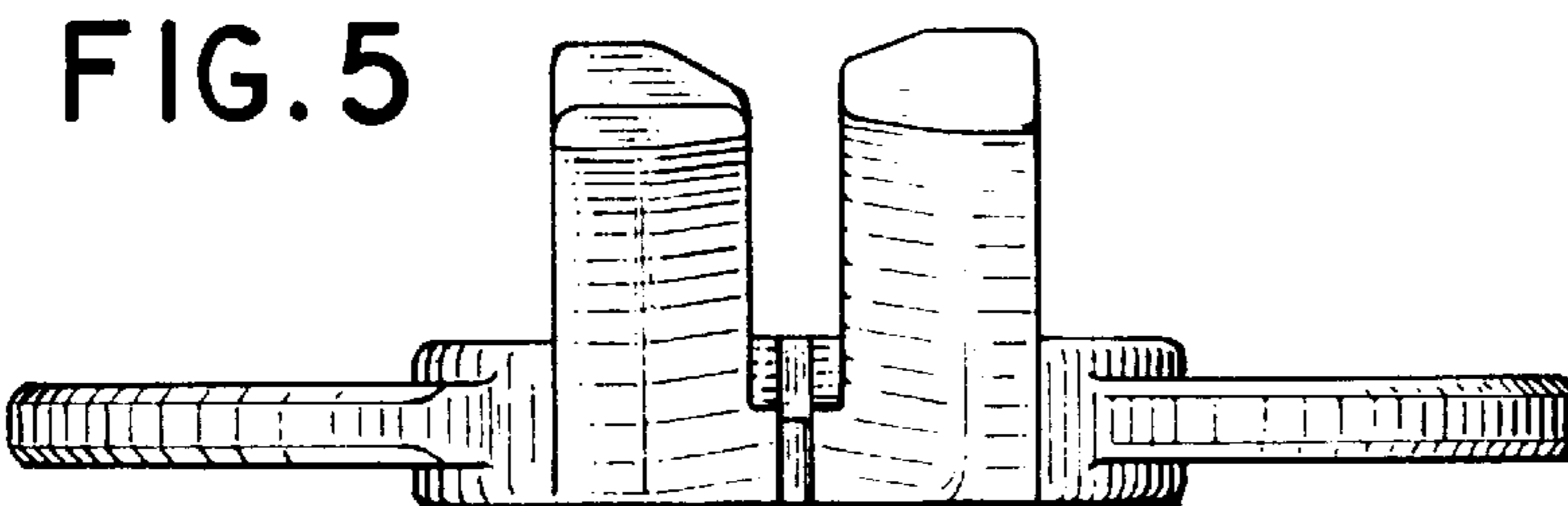
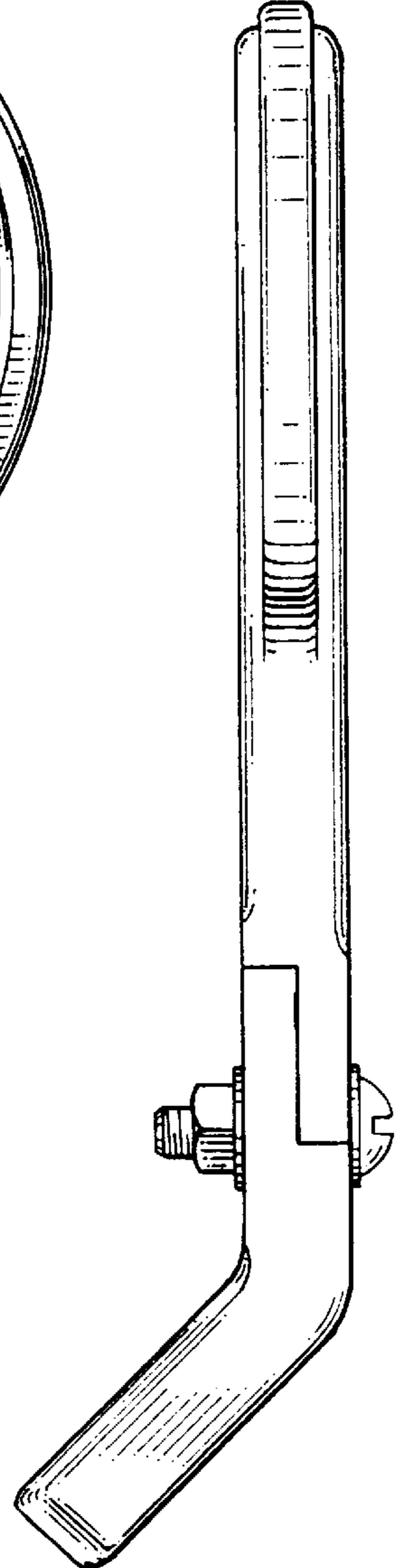


FIG. 5

FIG.4

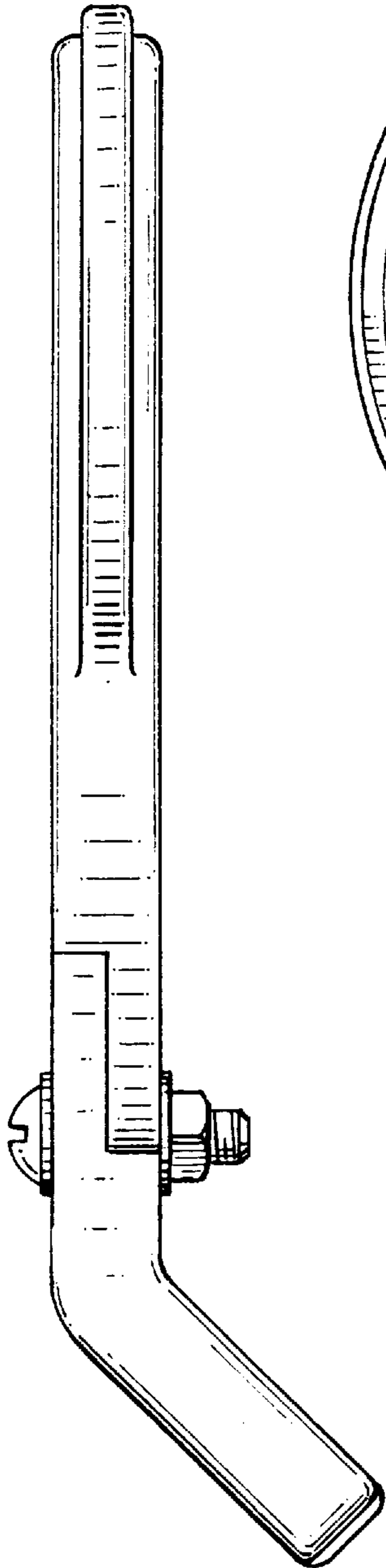


FIG.6

