



US00D429599S

United States Patent [19]

Dal Mas et al.

[11] Patent Number: **Des. 429,599**

[45] Date of Patent: **** Aug. 22, 2000**

[54] **GRID FOR SUPPORTING POTS ON COOKING APPLIANCES AND HOBBS**

[75] Inventors: **Candido Dal Mas; Roberto Da Sie,**
both of Pordenone, Italy

[73] Assignee: **COSMA S.p.A.,** Pordenone, Italy

[**] Term: **14 Years**

[21] Appl. No.: **29/102,171**

[22] Filed: **Mar. 18, 1999**

[30] **Foreign Application Priority Data**

Sep. 18, 1998 [IT] Italy PN98O0024

[51] **LOC (7) Cl.** **07-02**

[52] **U.S. Cl.** **D7/408**

[58] **Field of Search** D7/346, 402, 407,
D7/408, 409; D23/402; 126/39 B, 152 R,
211, 214 C, 214 R, 215, 216

[56] **References Cited**

U.S. PATENT DOCUMENTS

D. 187,771 4/1960 Foracki D7/346

D. 401,112 11/1998 Miller D7/408
2,828,919 4/1958 Hillenbrand 126/39 H
2,887,103 5/1959 Reeves D7/408 X
3,034,419 5/1962 Hillenbrand et al. 126/215

Primary Examiner—Robert M. Spear
Attorney, Agent, or Firm—Wenderoth, Lind & Ponack, LLP

[57] **CLAIM**

The ornamental design for grid for supporting pots on cooking appliances and hobs, as shown and described.

DESCRIPTION

FIG. 1 is a perspective view of the new design as seen from the front, right and top sides thereof;
FIG. 2 is a front view of the new design;
FIG. 3 is a rear view of the new design;
FIG. 4 is a right side view of the new design;
FIG. 5 is a left side view of the new design;
FIG. 6 is a top view of the new design;
FIG. 7 is a bottom view of the new design; and,
FIG. 8 is a cross section taken along section line 8—8 in FIG. 1.

1 Claim, 4 Drawing Sheets

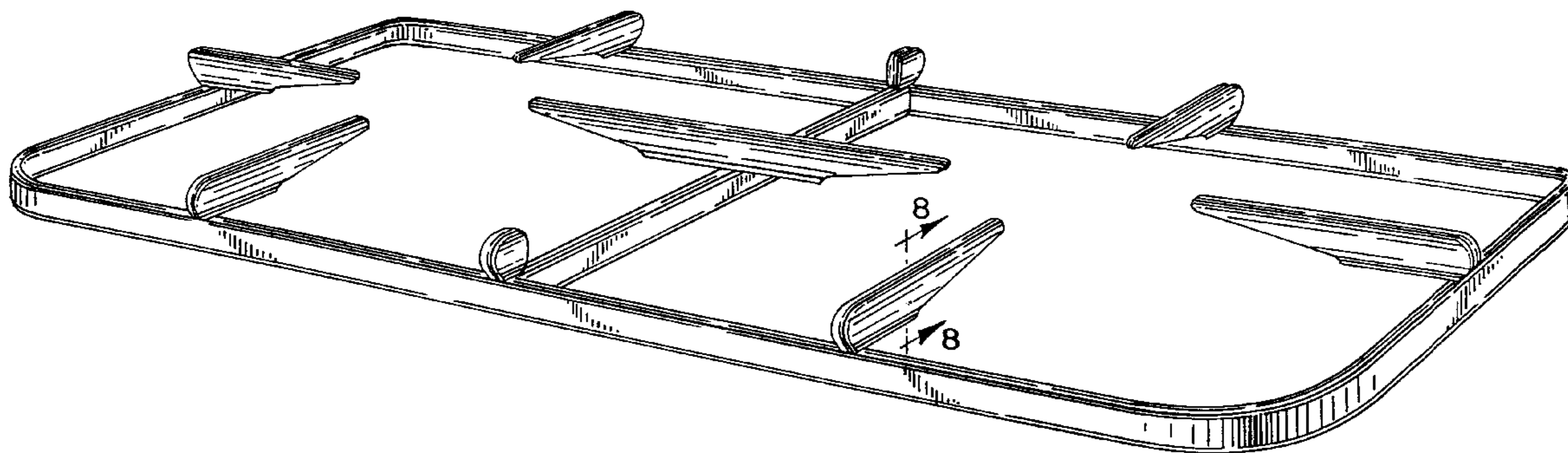


FIG. 1

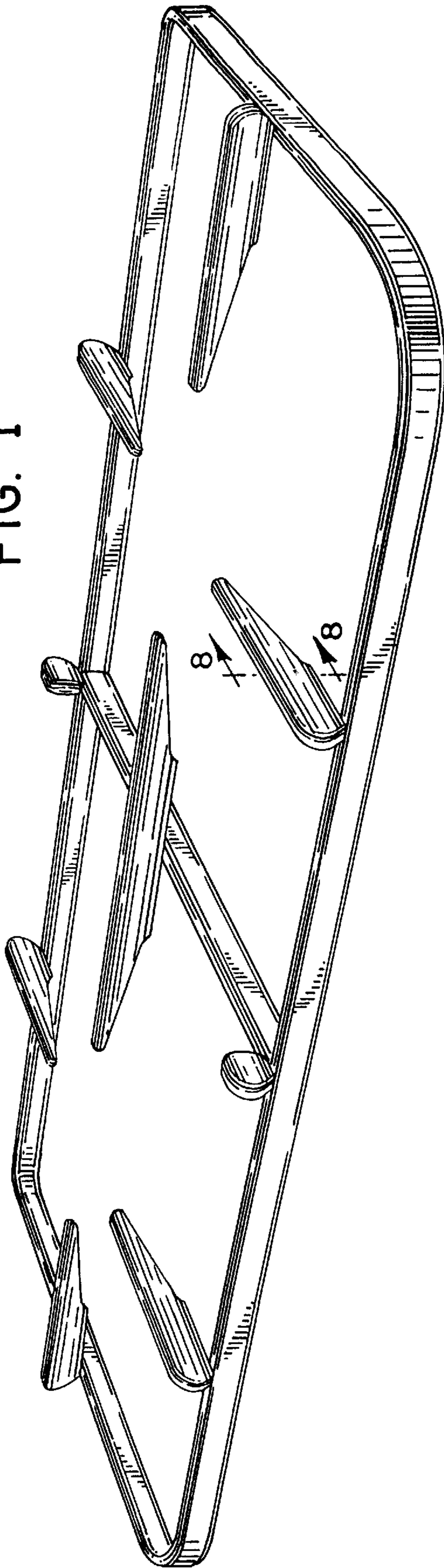


FIG. 8

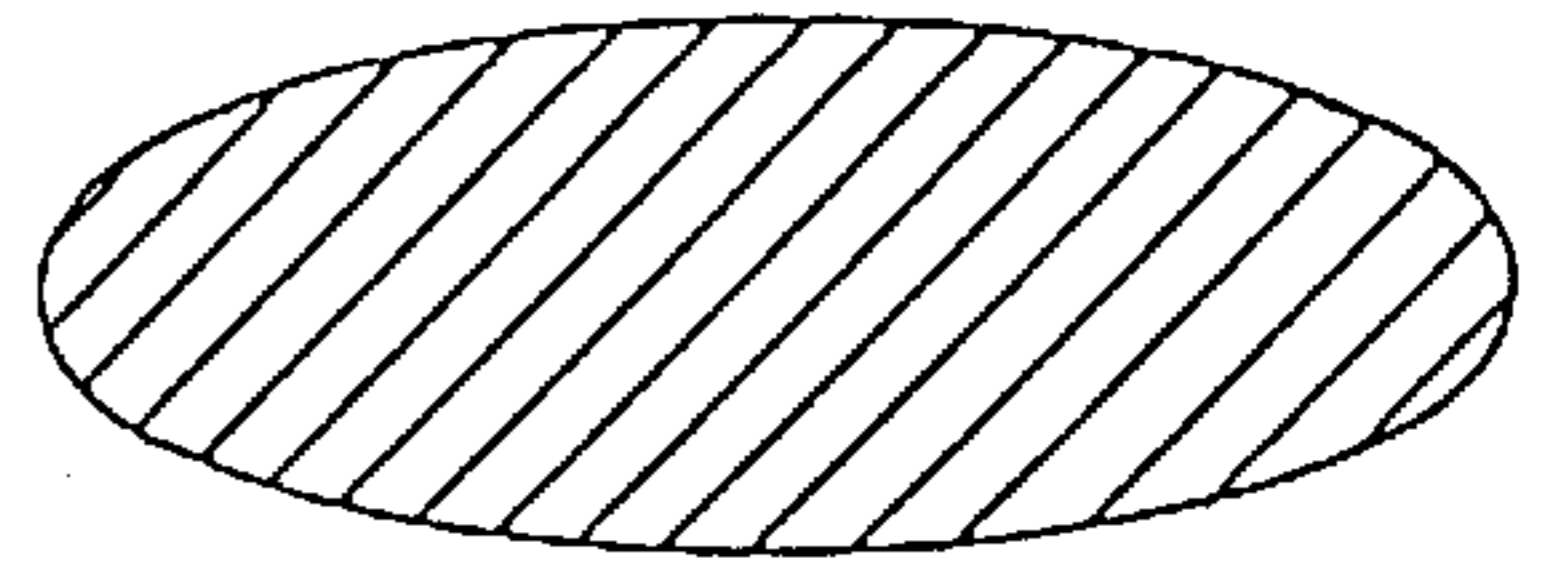


FIG. 2

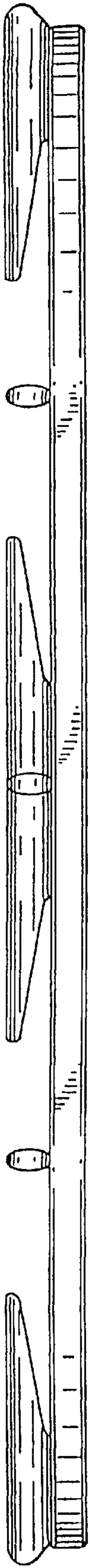


FIG. 3

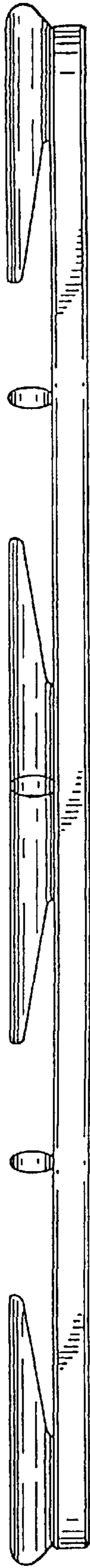


FIG. 4

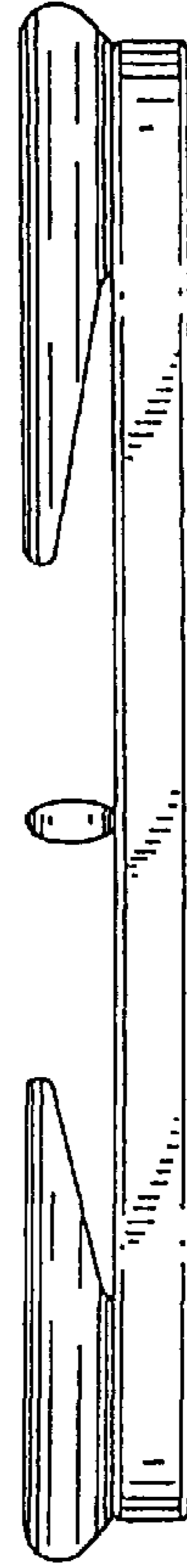


FIG. 5

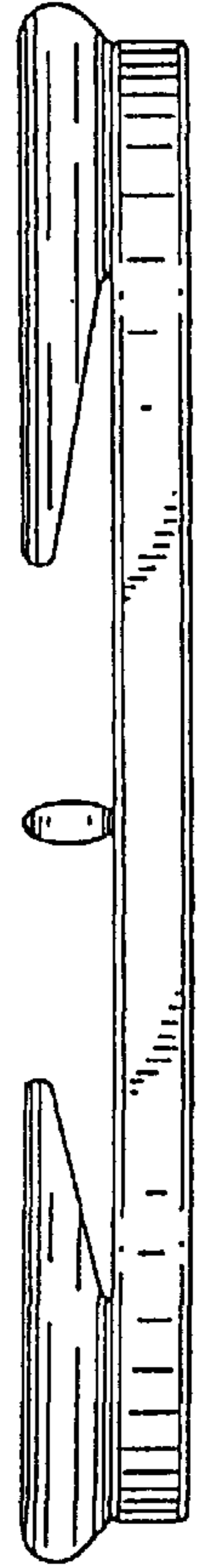


FIG. 6

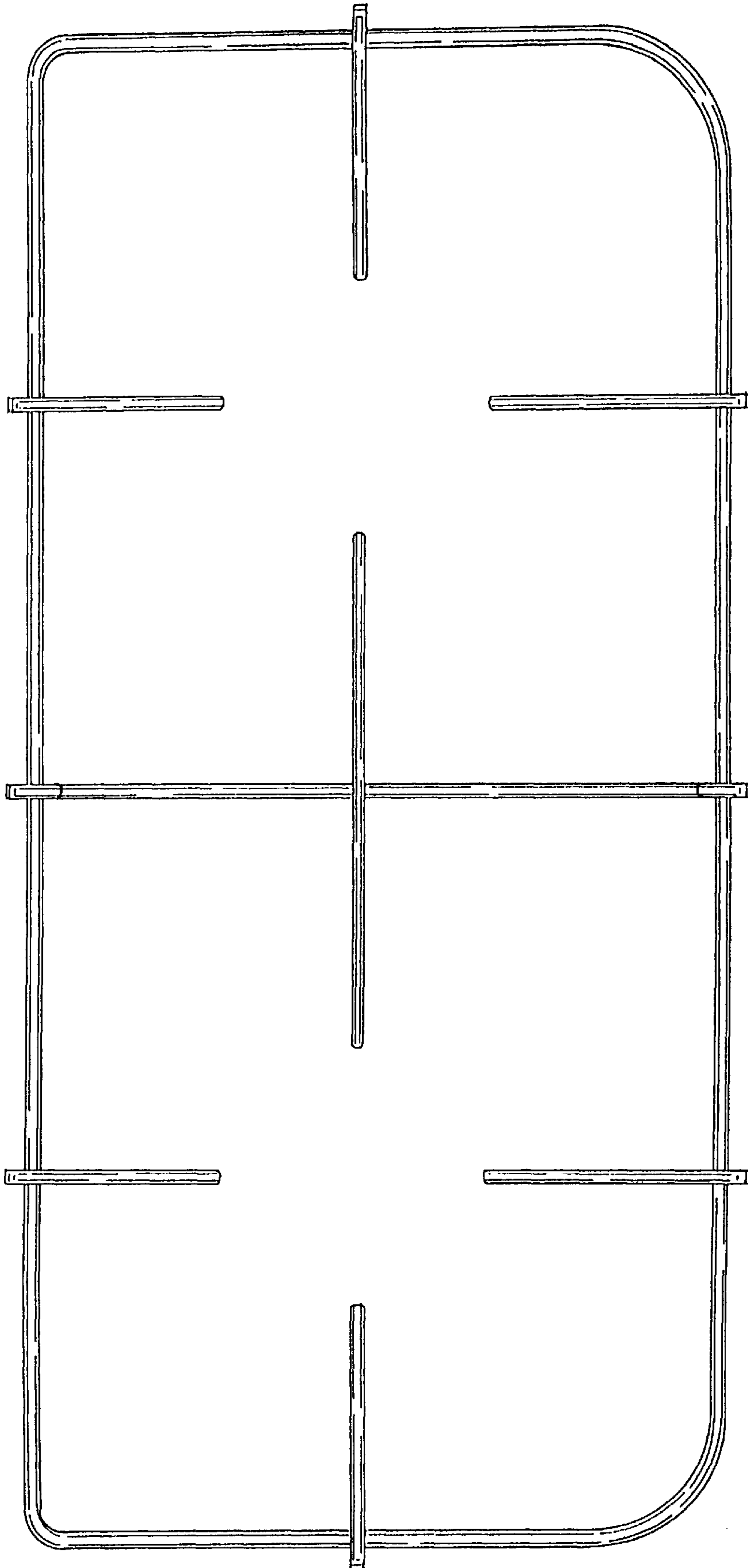


FIG. 7

