



US00D429590S

United States Patent [19]
Wallace

[11] **Patent Number: Des. 429,590**
[45] **Date of Patent: ** Aug. 22, 2000**

[54] **RUG**
[76] Inventor: **Catherine Wallace**, 444 W. 44th St.,
Indianapolis, Ind. 46208
[**] Term: **14 Years**
[21] Appl. No.: **29/113,484**
[22] Filed: **Nov. 5, 1999**
[51] **LOC (7) Cl.** **06-11**
[52] **U.S. Cl.** **D6/589**; D6/582; D6/583;
D6/588; D6/592
[58] **Field of Search** D6/582, 583, 585-589,
D6/592; 4/580, 581, 582, 583, 584, 585;
5/417, 418, 419, 420; 15/215, 216, 217;
D25/153; D12/203

2,920,411 1/1960 Mitchell D6/589 X
3,082,437 3/1963 Upthagrove 5/419
4,754,512 7/1988 Chao-Yang 5/419 X
5,093,947 3/1992 Henegar et al. 5/419 X
5,172,440 12/1992 Ming 5/417 X

Primary Examiner—Louis S. Zarfes
Assistant Examiner—Monica A. Weingart

[57] **CLAIM**


The ornamental design for a rug, as shown and described.

DESCRIPTION

FIG. 1 is a front elevational view of the rug of the present invention;
FIG. 2 is a top rear elevational view of the rug of FIG. 1;
FIG. 3 is a left side elevational view of the rug of FIG. 1, the right side elevational view being a mirror image thereof;
FIG. 4 is a top plan view of the rug of FIG. 1; and,
FIG. 5 is a bottom plan view of the rug of FIG. 1.

[56] **References Cited**
U.S. PATENT DOCUMENTS
D. 290,917 7/1987 Rollins, Jr. 5/420 X

1 Claim, 2 Drawing Sheets






FIG. 1

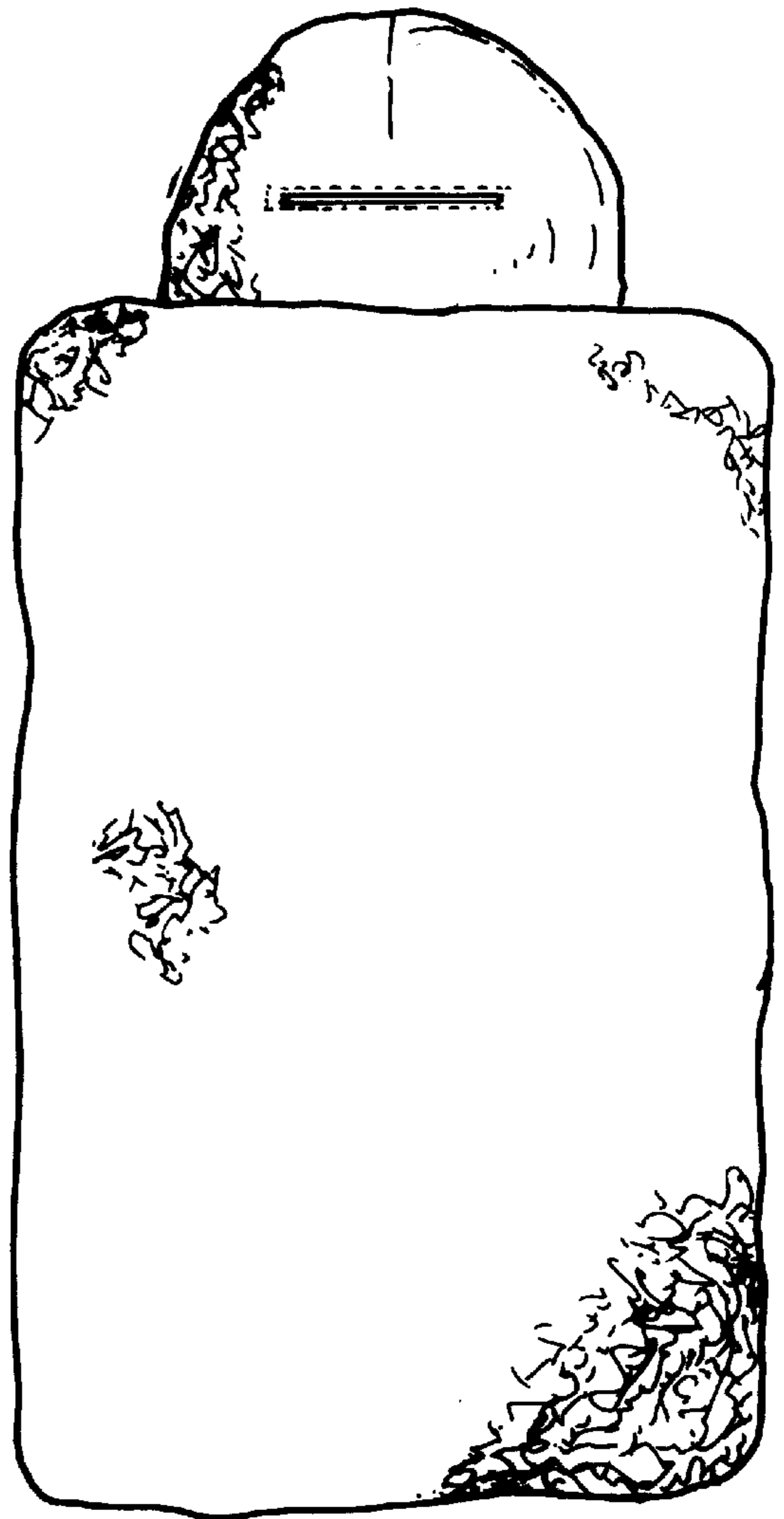


FIG. 2

FIG. 3



FIG. 4




FIG. 5

