



US00D429582S

# United States Patent [19] Grosfillex

[11] Patent Number: **Des. 429,582**

[45] Date of Patent: **\*\* Aug. 22, 2000**

[54] **SHELVING UNIT**

D. 383,624 9/1997 Grosfillex ..... D6/479  
D. 386,019 11/1997 Grosfillex ..... D6/479

[75] Inventor: **Raymond Grosfillex**, Oyonnax, France

*Primary Examiner*—Cathron B. Matta  
*Attorney, Agent, or Firm*—Dowell & Dowell, P.C.

[73] Assignee: **Grosfillex Sarl**, Oyonnax, France

[\*\*] Term: **14 Years**

### [57] CLAIM

[21] Appl. No.: **29/097,334**

The ornamental design for a shelving unit, as shown and described.

[22] Filed: **Dec. 1, 1998**

### DESCRIPTION

### [30] Foreign Application Priority Data

Jun. 16, 1998 [XH] Hague Agreement ..... DMA/004136

FIG. 1 is a front perspective view of a shelving unit showing my new design;

[51] **LOC (7) Cl.** ..... **06-04**

FIG. 2 is an enlarged front elevational view, a view from the rear being a mirror image;

[52] **U.S. Cl.** ..... **D6/479**

[58] **Field of Search** ..... D6/477-479, 511;  
108/59, 90-93, 147.12, 157.13; 211/126.2,  
133.1, 134, 153, 186-190

FIG. 3 is an enlarged right side view;

FIG. 4 is an enlarged left side view;

FIG. 5 is a greatly enlarged bottom plan view, the bottom of the four remaining shelves being identical thereto; and,

FIG. 6 is a greatly enlarged top plan view.

### [56] References Cited

#### U.S. PATENT DOCUMENTS

D. 330,819 11/1992 Dickinson ..... D6/479

**1 Claim, 3 Drawing Sheets**

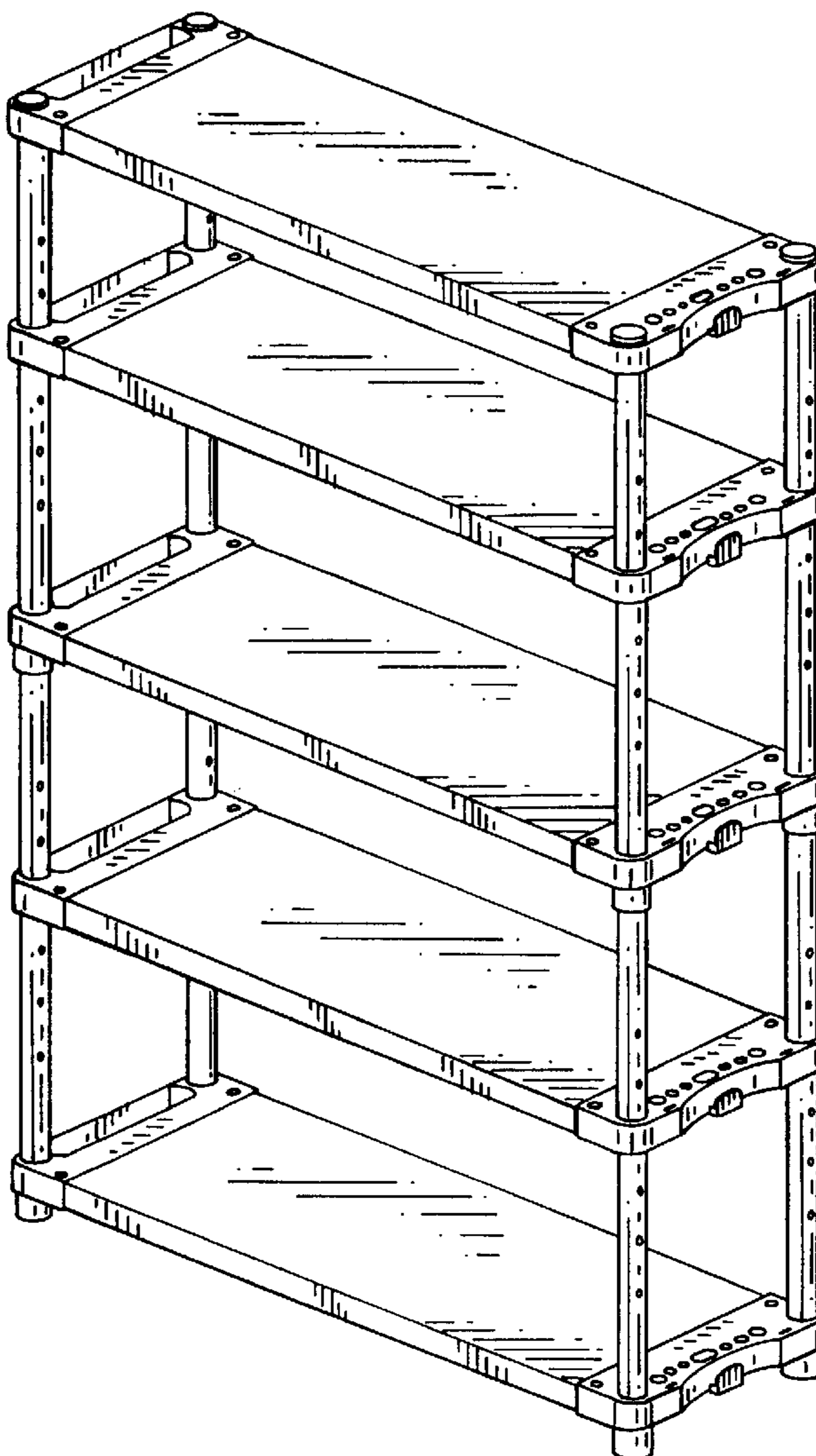


FIG. 2

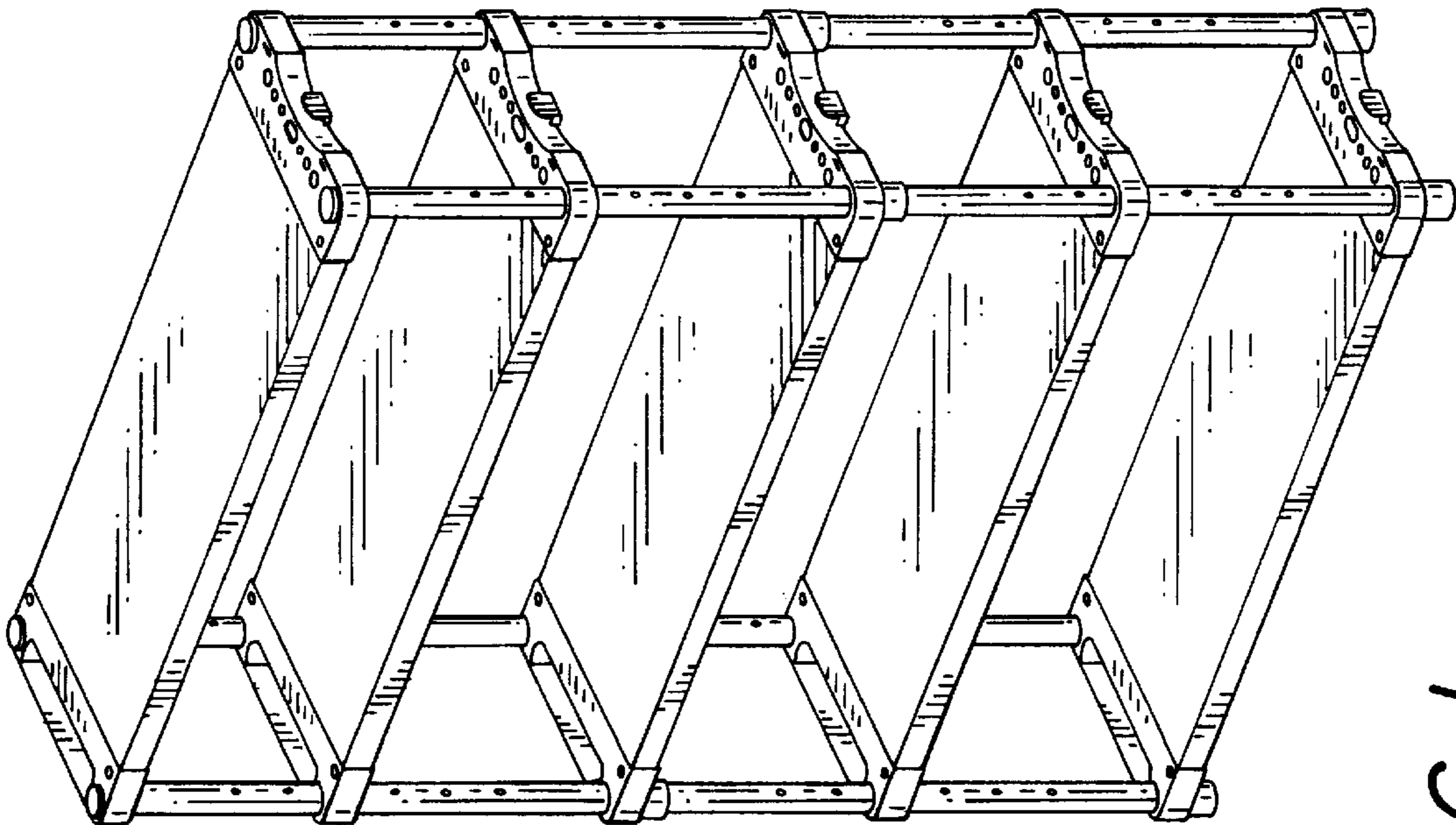



FIG. 1

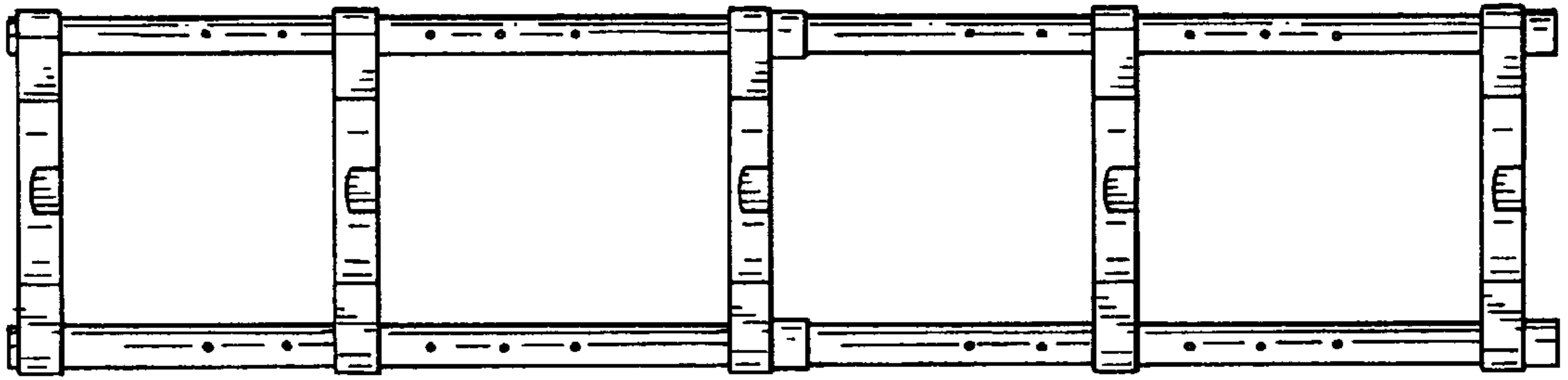


FIG. 4




FIG. 3

FIG. 5

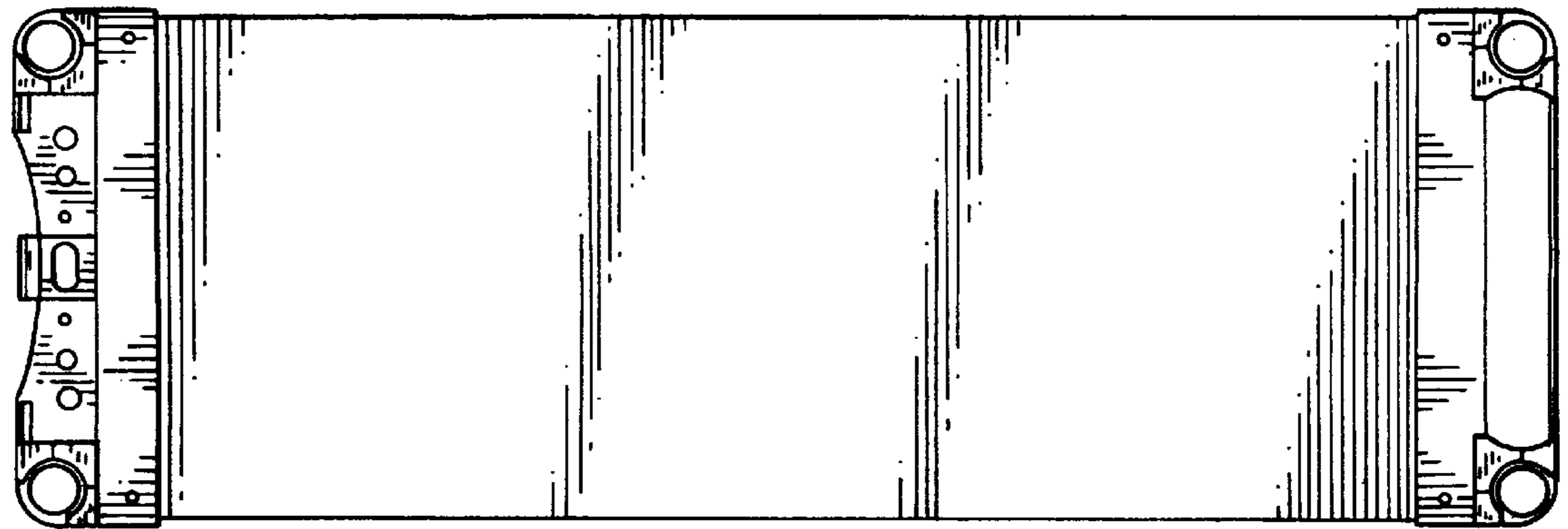


FIG. 6

