



US00D429570S

**United States Patent** [19]  
**Miller**

[11] **Patent Number: Des. 429,570**

[45] **Date of Patent: \*\* Aug. 22, 2000**

[54] **PICTURE FRAME**

[76] Inventor: **Michelle Miller**, 931 Claremont Ave.,  
Bensalem, Pa. 19020

[\*\*] Term: **14 Years**

[21] Appl. No.: **29/111,095**

[22] Filed: **Sep. 22, 1999**

[51] **LOC (7) Cl.** ..... **06-07**

[52] **U.S. Cl.** ..... **D6/303; D28/64.4**

[58] **Field of Search** ..... D6/300-314; D20/41,  
D20/29, 23; 40/700, 711, 714, 716, 735,  
744, 745, 765, 766, 780, 790, 607; 248/156;  
D1/127, 112; D28/64.4; 359/871, 882; D11/157

[56] **References Cited**

**U.S. PATENT DOCUMENTS**

D. 50,058 12/1916 Clement ..... D6/300

D. 392,912 3/1998 Roos et al. .... D11/81  
1,045,071 11/1912 Oldenbusch ..... 359/882  
1,573,268 2/1926 Norman ..... 40/725

*Primary Examiner*—Janice E. Seeger  
*Attorney, Agent, or Firm*—Gregory J. Gore

[57] **CLAIM**

The ornamental design for a picture frame, as shown and described.

**DESCRIPTION**

FIG. 1 is a front, right, top perspective view of the picture frame;  
FIG. 2 is a front elevation view;  
FIG. 3 is a right side elevation view;  
FIG. 4 is a back elevation view;  
FIG. 5 is a top plan view; and,  
FIG. 6 is a bottom plan view thereof.

**1 Claim, 1 Drawing Sheet**

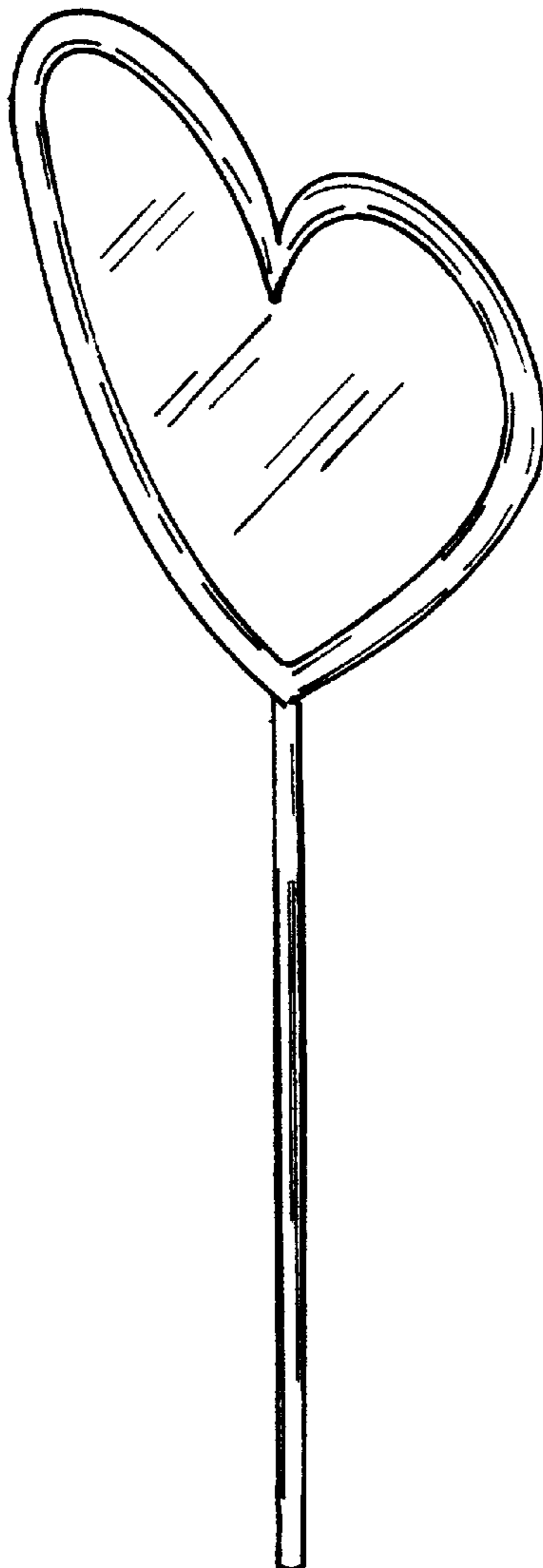


Fig. 5



Fig. 2

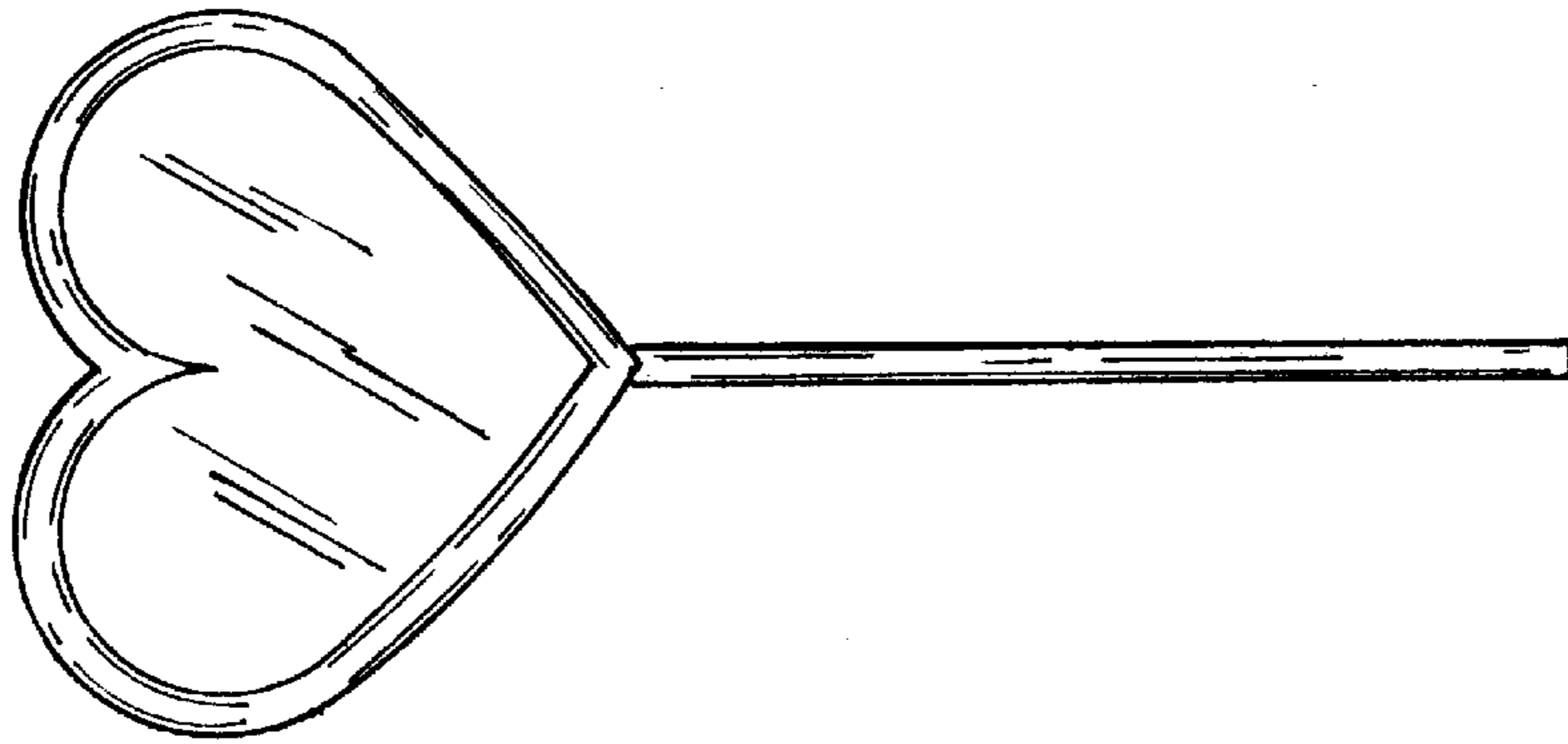


Fig. 6



Fig. 1

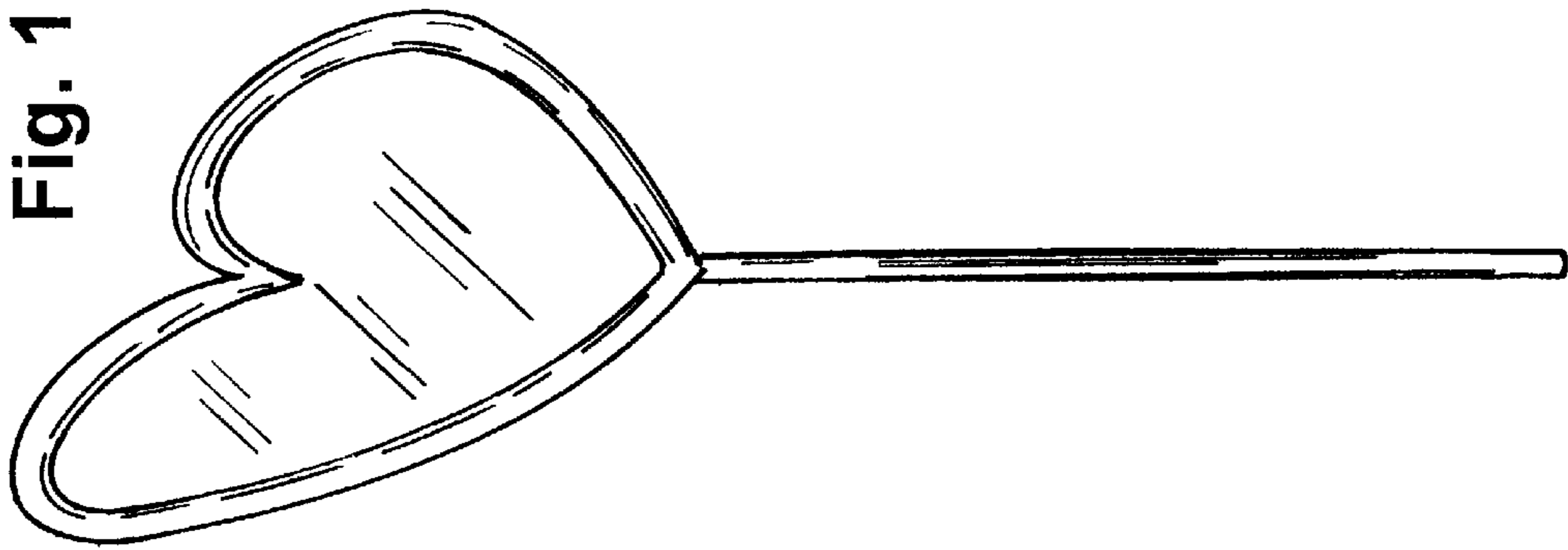


Fig. 4

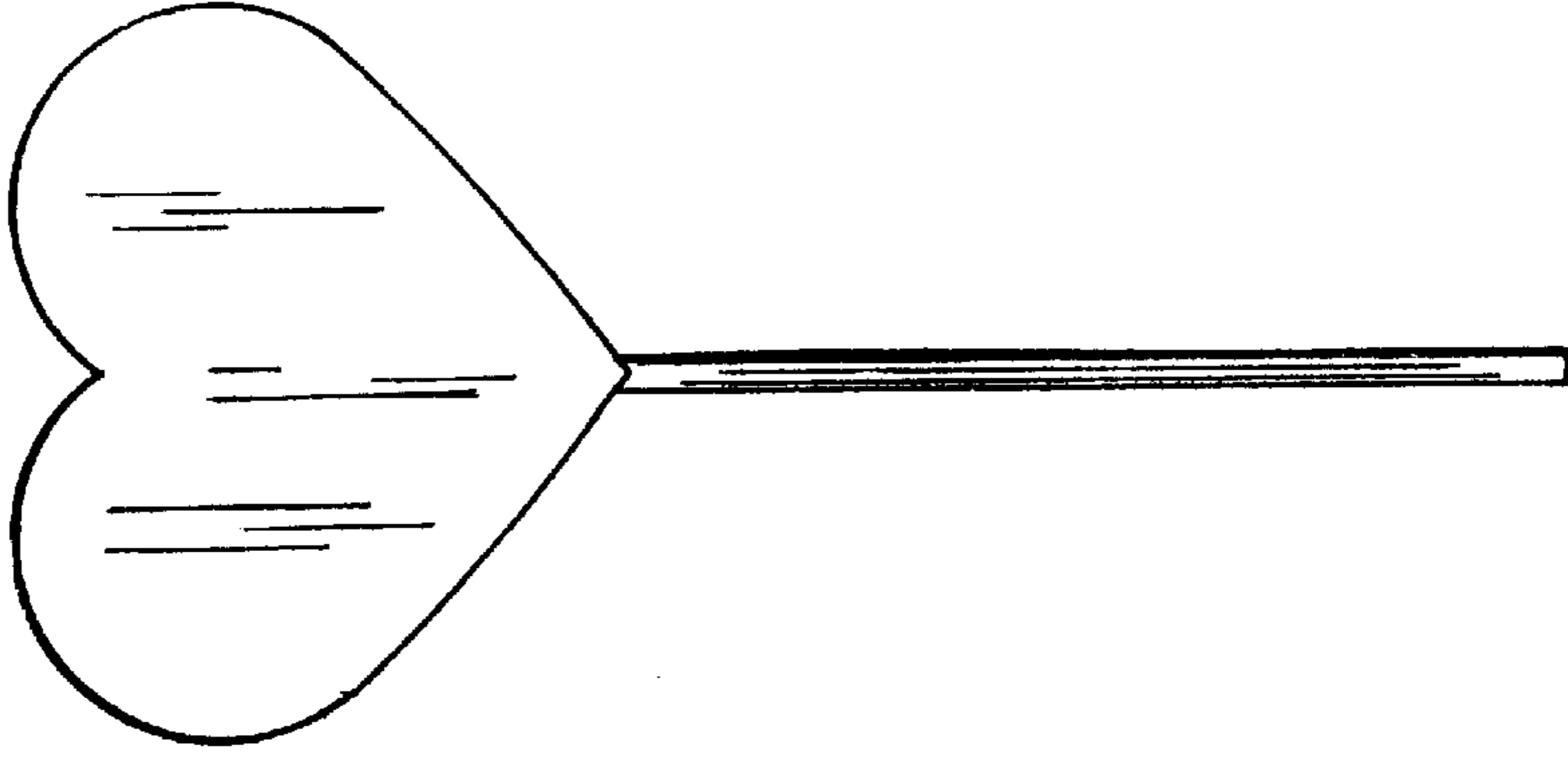


Fig. 3

