



US00D429559S

United States Patent [19]

Pecher

[11] **Patent Number: Des. 429,559**

[45] **Date of Patent: ** Aug. 22, 2000**

[54] **COUPON FAN**

[75] Inventor: **Charles Pecher**, St. Louis, Mo.

[73] Assignee: **Skinner & Kennedy Company, Inc.**,
St. Louis, Mo.

[**] Term: **14 Years**

[21] Appl. No.: **29/111,602**

[22] Filed: **Sep. 30, 1999**

[51] **LOC (7) Cl.** **03-04**

[52] **U.S. Cl.** **D3/1**

[58] **Field of Search** D3/1-4; 416/70 A,
416/71, 72, 73; D29/108-110; D28/9; 2/9,
11, 174

[56] **References Cited**

U.S. PATENT DOCUMENTS

- D. 226,260 2/1973 Allen D3/1 X
- D. 370,303 5/1996 Borstel D28/9

- D. 372,116 7/1996 Kitinoja D3/1
- D. 377,405 1/1997 Morell D29/108
- D. 378,321 3/1997 Fry, Jr. D3/1
- D. 392,457 3/1998 Smith D3/4
- D. 414,031 9/1999 Brown D3/1
- 746,524 12/1903 Kissling 416/71

Primary Examiner—Louis S. Zarfes
Assistant Examiner—Catherine R. Oliver
Attorney, Agent, or Firm—Armstrong Teasdale LLP

[57] **CLAIM**

The ornamental design for a coupon fan, as shown and described.

DESCRIPTION

FIG. 1 is a front elevation view of a coupon fan showing my new design;
FIG. 2 is a rear elevation view of the back side of the coupon fan shown in FIG. 1; and,
FIG. 3 is a side elevation view of the side of the coupon fan shown in FIG. 1.

1 Claim, 1 Drawing Sheet

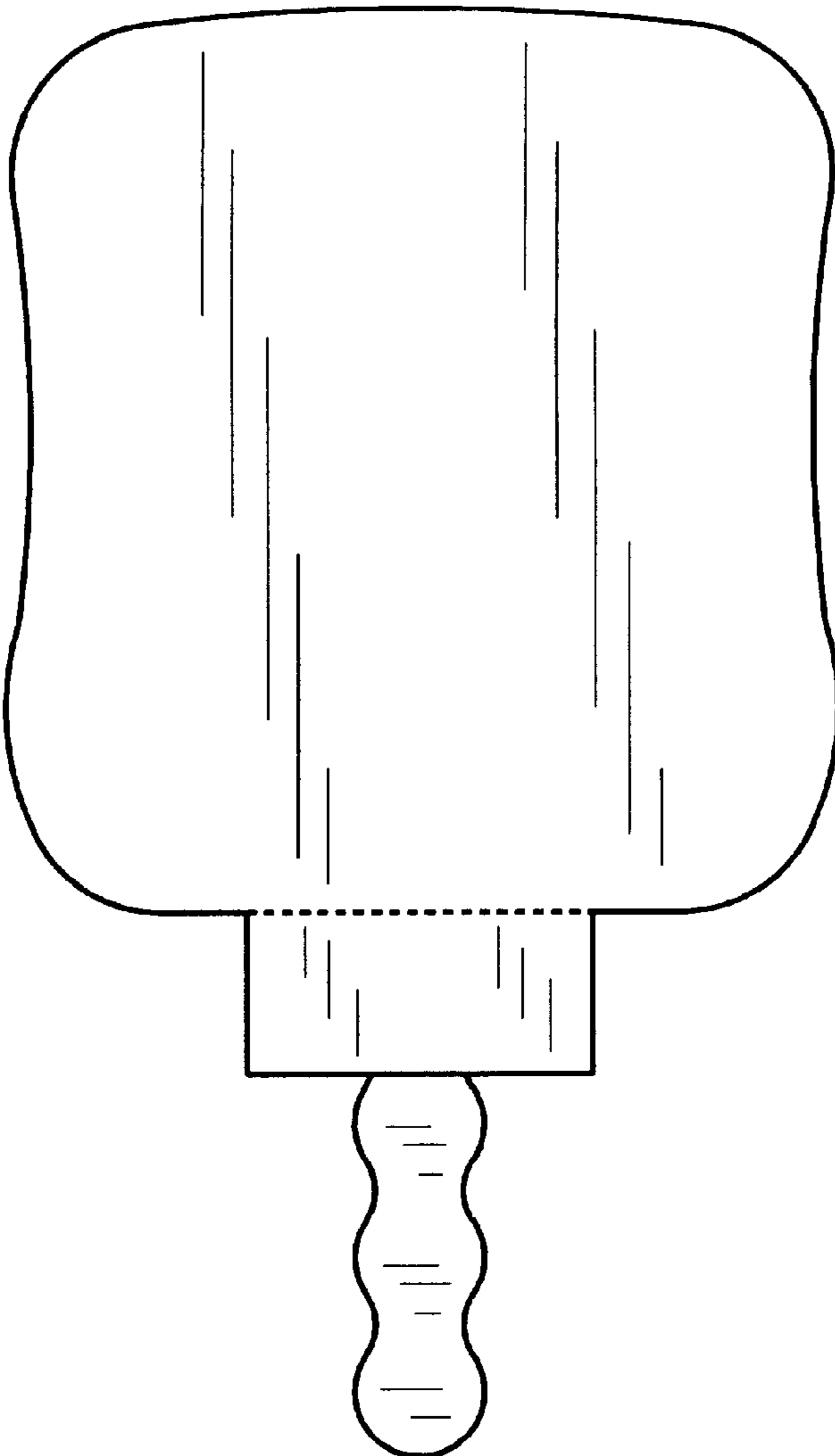


FIG. 1

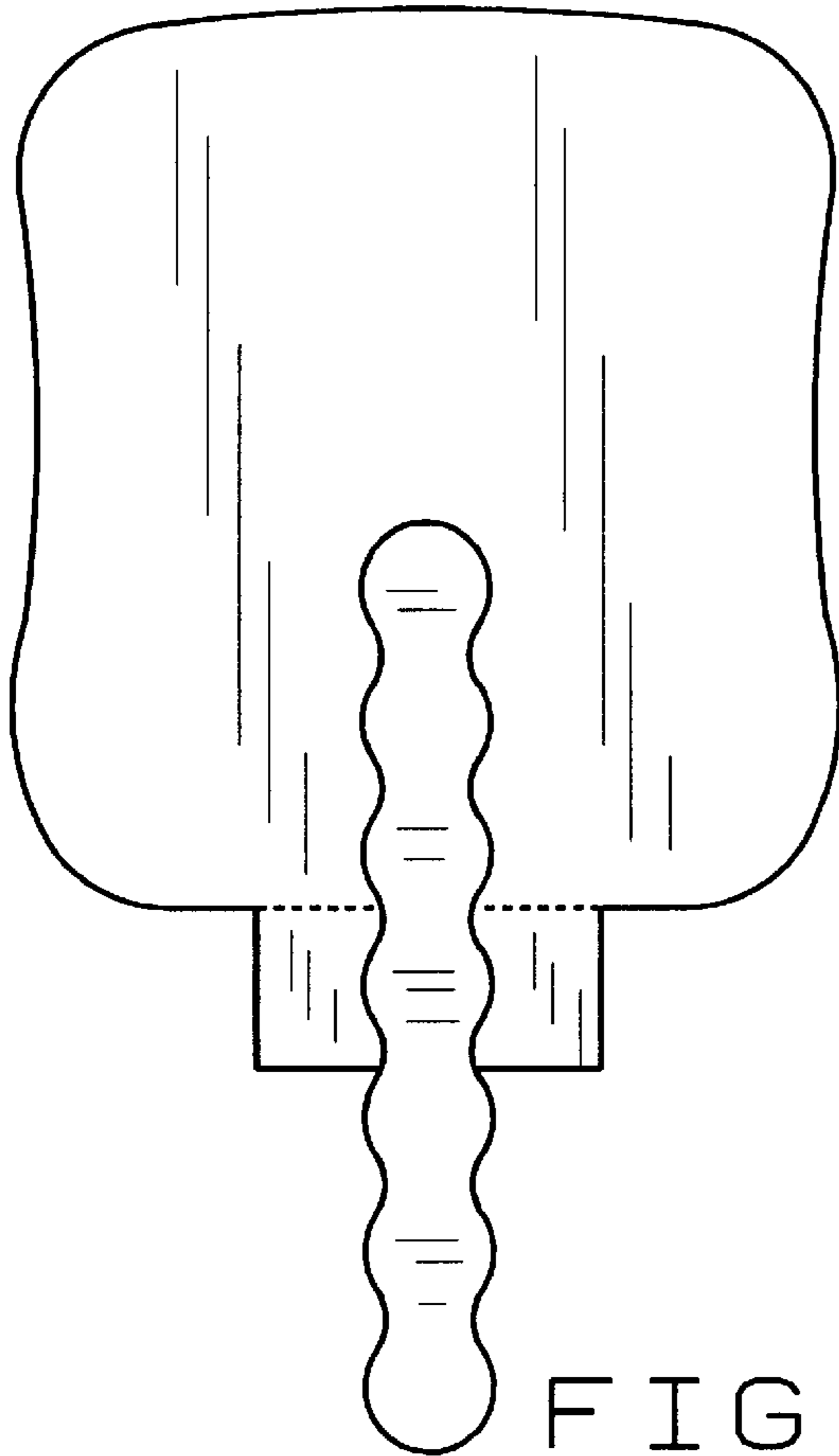
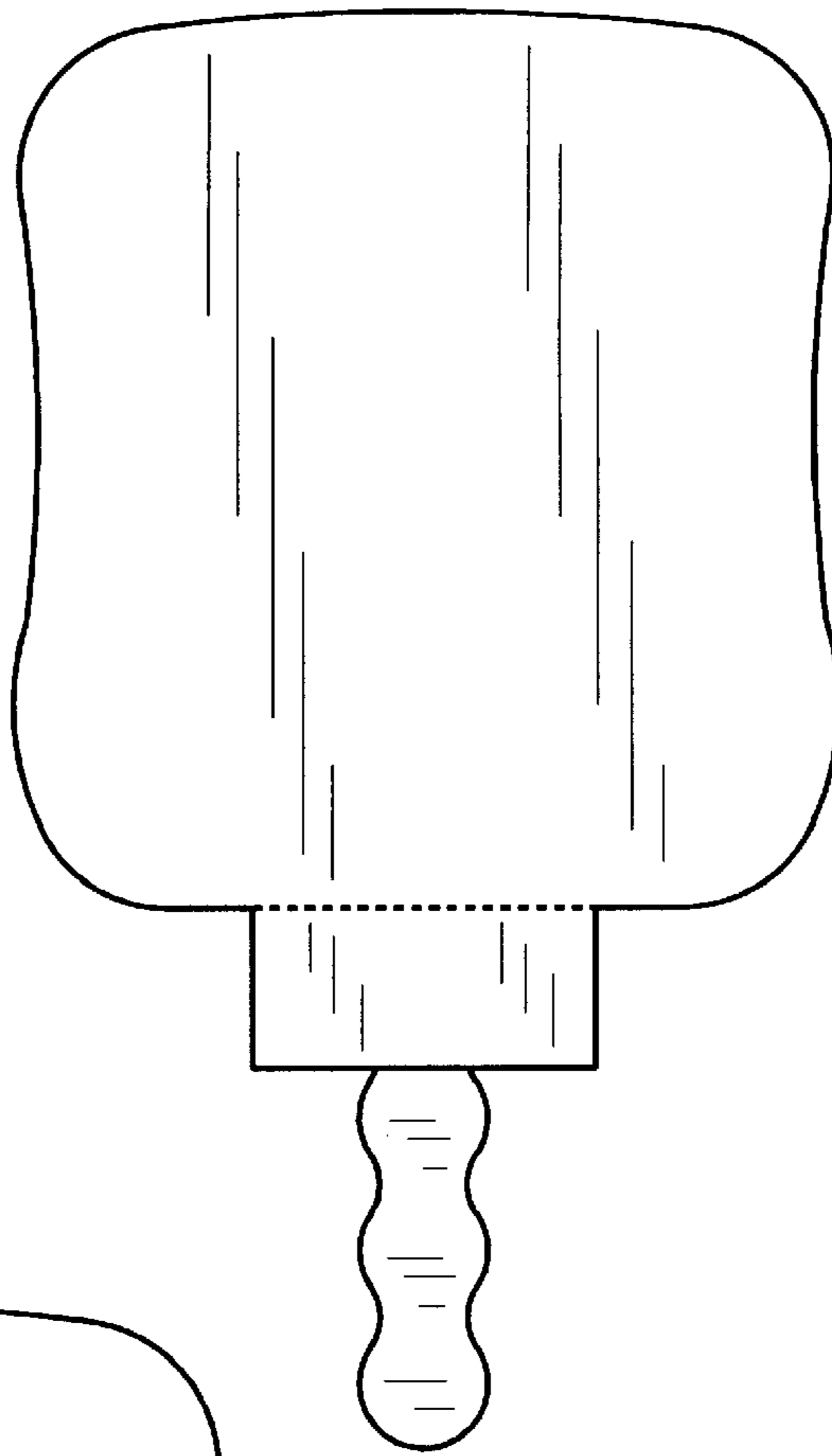


FIG. 2

FIG. 3

