



US00D429549S

United States Patent [19] Thames

[11] **Patent Number: Des. 429,549**

[45] **Date of Patent: ** Aug. 22, 2000**

[54] **DISPOSABLE BIB**

[76] Inventor: **Jacqueline Thames**, 5331 Arthur St.,
Merrillville, Ind. 46410

[**] Term: **14 Years**

[21] Appl. No.: **29/113,480**

[22] Filed: **Nov. 5, 1999**

[51] **LOC (7) Cl.** **09-03**

[52] **U.S. Cl.** **D2/862; D2/860; D2/861**

[58] **Field of Search** D2/823, 826, 854,
D2/860, 861, 862, 863, 864; 2/47, 48, 49.1,
49.2, 49.4, 75, 83, 214, 312, 912

[56] **References Cited**

U.S. PATENT DOCUMENTS

D. 155,752	10/1949	Vivaudou	D2/862
D. 268,302	3/1983	Meade	D2/862
D. 278,380	4/1985	Verdick	D29/108
D. 297,583	9/1988	Hall	D2/862
D. 303,175	9/1989	Wilson et al.	D2/862
D. 341,472	11/1993	Watson	D2/862

D. 357,568	4/1995	Schottland	D2/861
D. 416,663	11/1999	Thomas	D2/861
4,622,698	11/1986	Heyman et al.	2/48
4,660,225	4/1987	Kahn	2/49.4

Primary Examiner—Celia Murphy

[57] **CLAIM**

The ornamental design for a disposable bib, as shown and described.

DESCRIPTION

FIG. 1 is a front elevational view of the disposable bib of the present invention;
 FIG. 2 is a rear elevational view of the disposable bib of FIG. 1;
 FIG. 3 is a left side elevational view of the disposable bib of FIG. 1;
 FIG. 4 is a right side elevational view of the disposable bib of FIG. 1;
 FIG. 5 is a top plan view of the disposable bib of FIG. 1; and,
 FIG. 6 is a bottom plan view of the disposable bib of FIG. 1.

1 Claim, 2 Drawing Sheets




FIG. 5




FIG. 3

FIG. 1

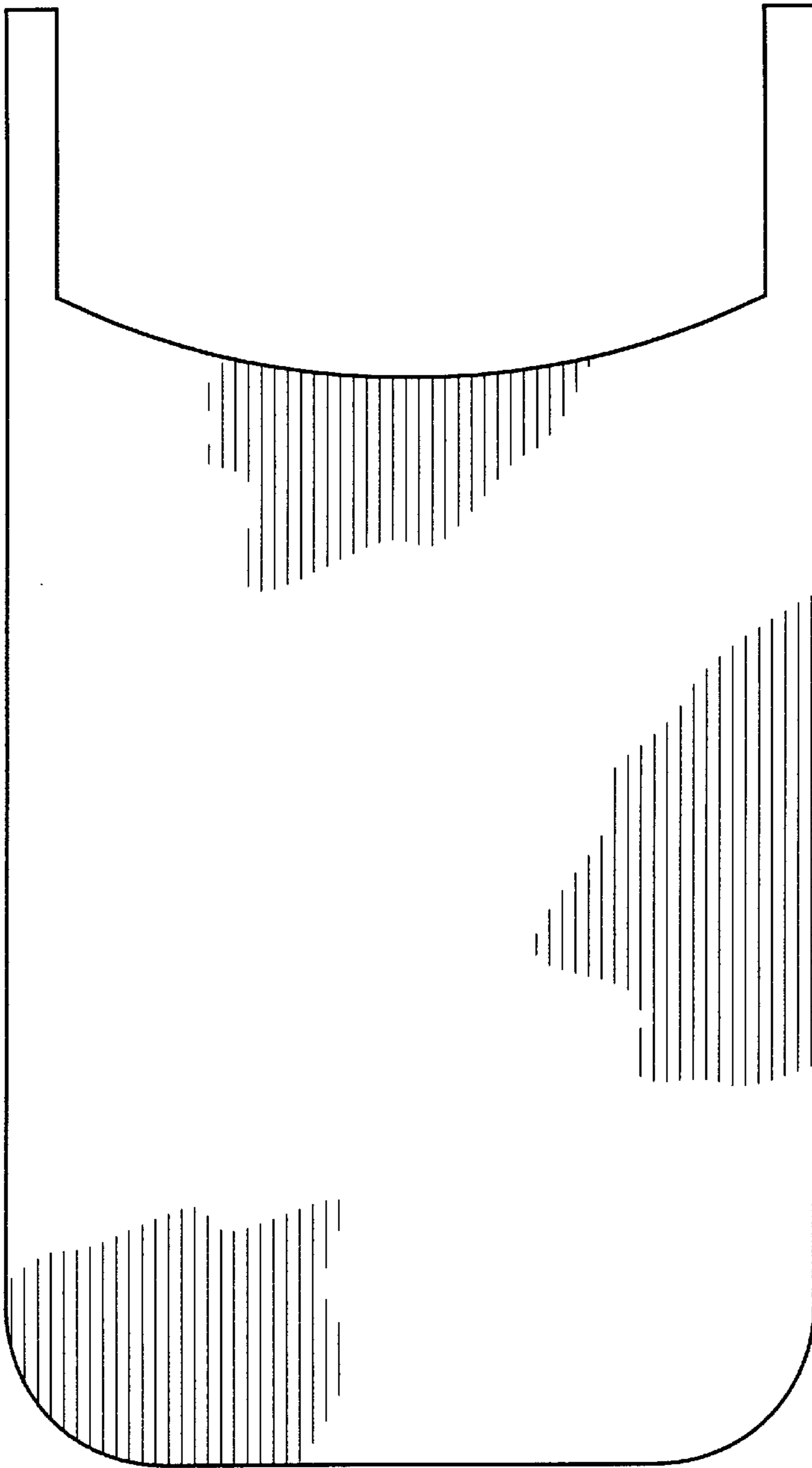


FIG. 2



FIG. 4



FIG. 6