



US00D429540S

United States Patent [19]
Maruyama

[11] **Patent Number: Des. 429,540**

[45] **Date of Patent: ** Aug. 15, 2000**

[54] **LIGHTER**

[75] Inventor: **Susumu Maruyama**, Tokyo, Japan

[73] Assignee: **Colibri Corporation**, Providence, R.I.

[**] Term: **14 Years**

[21] Appl. No.: **29/102,728**

[22] Filed: **Mar. 29, 1999**

[30] **Foreign Application Priority Data**

Sep. 30, 1998 [JP] Japan 10-27706

[51] **LOC (7) Cl.** **27-05**

[52] **U.S. Cl.** **D27/141**

[58] **Field of Search** D27/139, 141-161;
431/253-255, 129, 132, 135, 138-143,
267, 150-153

[56] **References Cited**

U.S. PATENT DOCUMENTS

D. 387,475 12/1997 Maruyama D27/154
2,451,238 10/1948 Pritchard 431/253

Primary Examiner—Susan J. Lucas
Assistant Examiner—Jennifer Rivard
Attorney, Agent, or Firm—Fish & Richardson P.C.

[57] **CLAIM**

The ornamental design for a lighter, as shown and described.

DESCRIPTION

FIG. 1 is a perspective view of a lighter embodying the new design.

FIG. 2 is a front elevational view of the lighter shown in FIG. 1.

FIG. 3 is a rear elevational view of the lighter shown in FIG. 1.

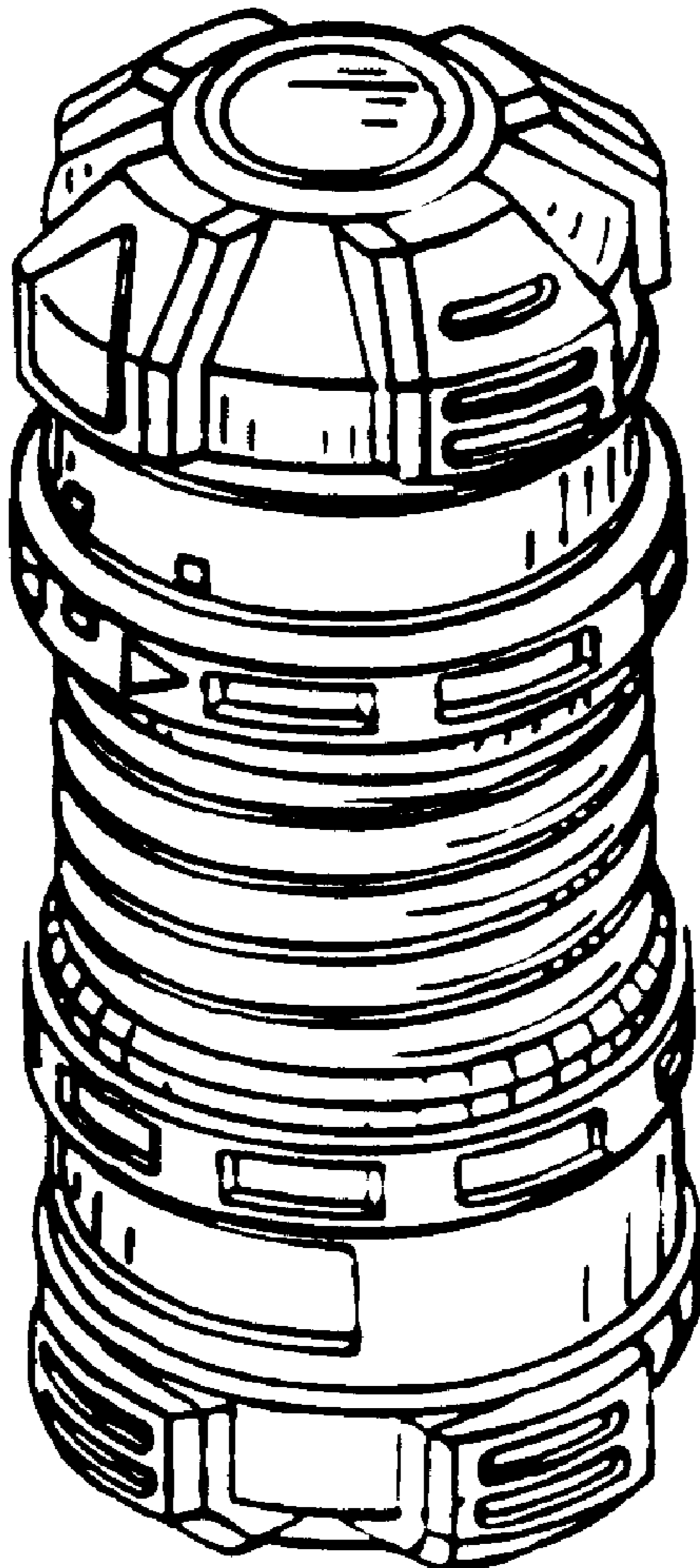
FIG. 4 is an elevational view of the one side of the lighter shown in FIG. 1.

FIG. 5 is an elevational view of the other side of the lighter shown in FIG. 1 opposite the side shown in FIG. 4.

FIG. 6 is a top plan view of the lighter shown in FIG. 1; and, FIG. 7 is a bottom plan view of the lighter shown in FIG. 1.

The broken lines in the Figures are for illustrative purposes only and do not form part of the claimed design.

1 Claim, 1 Drawing Sheet



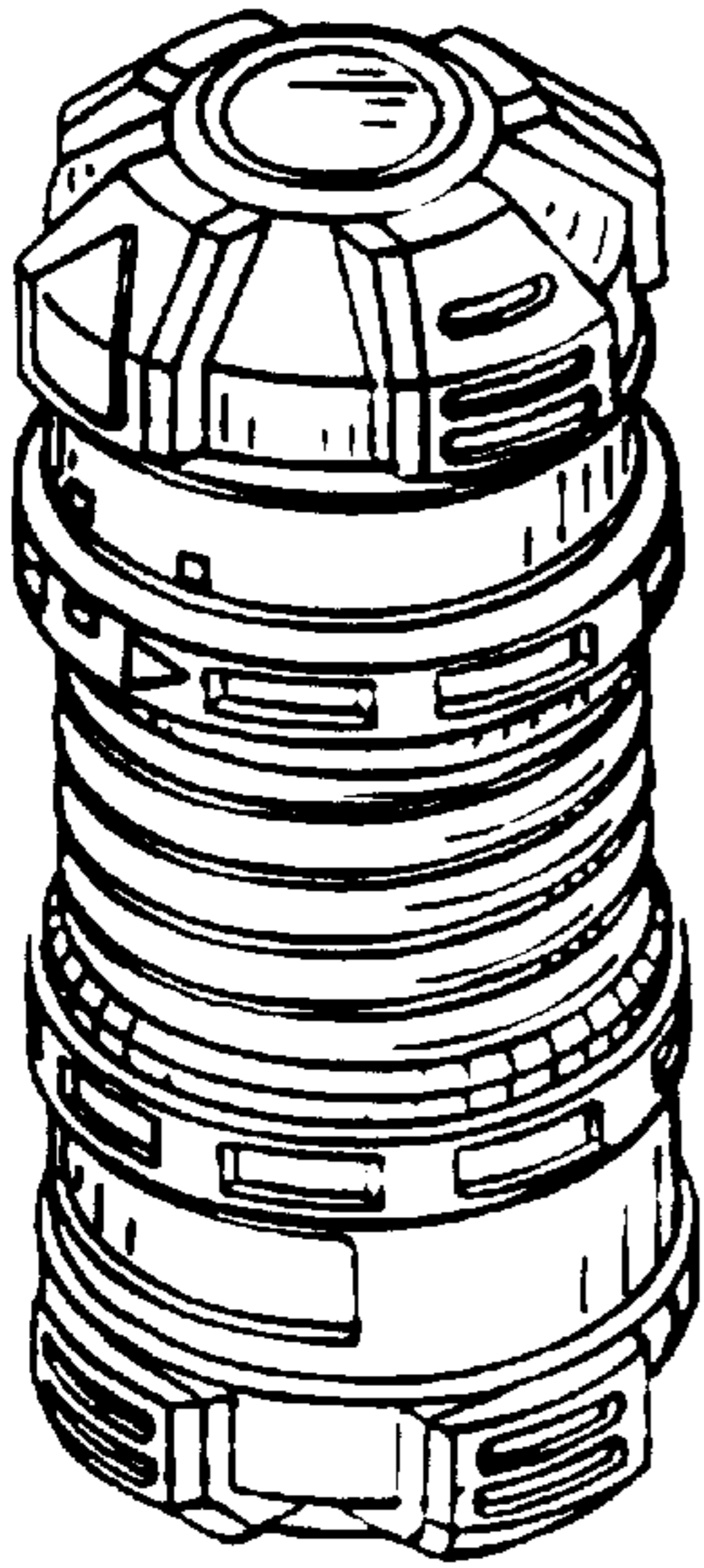


FIG. 1




FIG. 2




FIG. 3




FIG. 4




FIG. 5




FIG. 6




FIG. 7