



US00D429517S

United States Patent [19]
Milrud

[11] **Patent Number: Des. 429,517**
[45] **Date of Patent: ** Aug. 15, 2000**

[54] **SHOWER HEAD DIAL RING**
[75] **Inventor: Eduardo Milrud**, Chagrin Falls, Ohio
[73] **Assignee: Moen Incorporated**, North Olmsted, Ohio
[**] **Term: 14 Years**
[21] **Appl. No.: 29/110,062**
[22] **Filed: Aug. 27, 1999**
[51] **LOC (7) Cl. 23-01**
[52] **U.S. Cl. D23/229**
[58] **Field of Search D23/213, 223, D23/229-230; 239/548, 462**

D. 374,271 10/1996 Fleischmann .
D. 374,477 10/1996 Dow et al. .
D. 375,541 11/1996 Michaluk .
D. 379,212 5/1997 Chan .
D. 385,331 10/1997 Andrus .
D. 385,332 10/1997 Andrus .
D. 385,333 10/1997 Caroen et al. .
D. 387,413 12/1997 Andrus D23/213
D. 395,074 6/1998 Neibrook et al. D23/229
D. 418,904 1/2000 Milrud D23/229

Primary Examiner—Robin V. Taylor
Attorney, Agent, or Firm—McEachran, Jambor, Keating, Bock & Kurtz

[57] **CLAIM**

The ornamental design for a shower head dial ring, as shown and described.

[56] **References Cited**
U.S. PATENT DOCUMENTS
D. 327,729 7/1992 Rogers .
D. 347,260 5/1994 Ben-Zur .
D. 348,720 7/1994 Haug et al. .
D. 355,951 2/1995 Ran D23/213
D. 361,623 8/1995 Huen .
D. 367,315 2/1996 Andrus .
D. 368,761 4/1996 Andrus .
D. 369,203 4/1996 Andrus .
D. 369,205 4/1996 Andrus .

DESCRIPTION

FIG. 1 is a perspective view of a shower head dial ring showing my new design, portions shown in broken lines forming no part of the invention;
FIG. 2 is a left side view thereof, the right side, top and bottom views being a mirror image of the left side;
FIG. 3 is a front view thereof; and,
FIG. 4 is a rear view thereof.

1 Claim, 1 Drawing Sheet

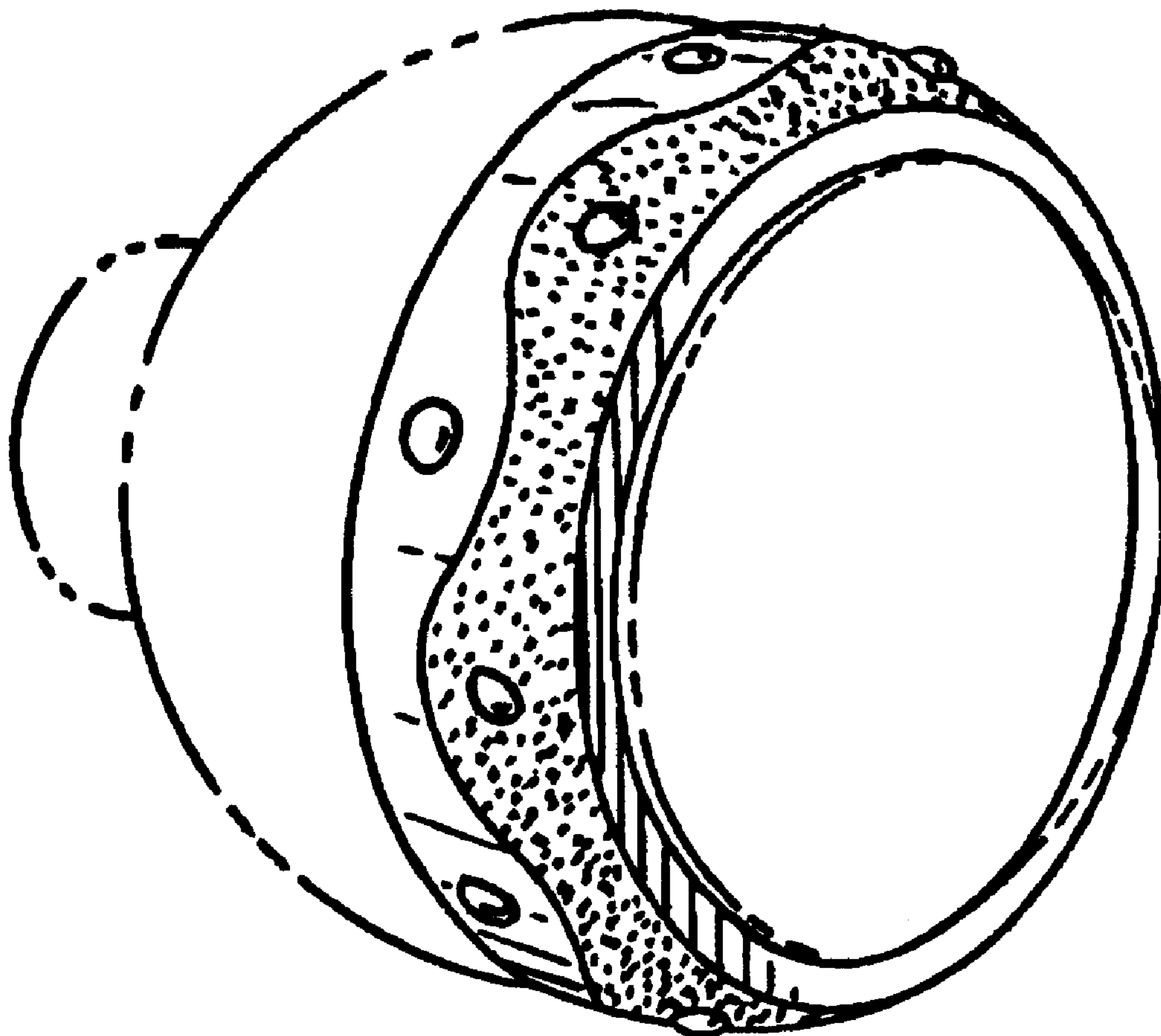


FIG. 1.

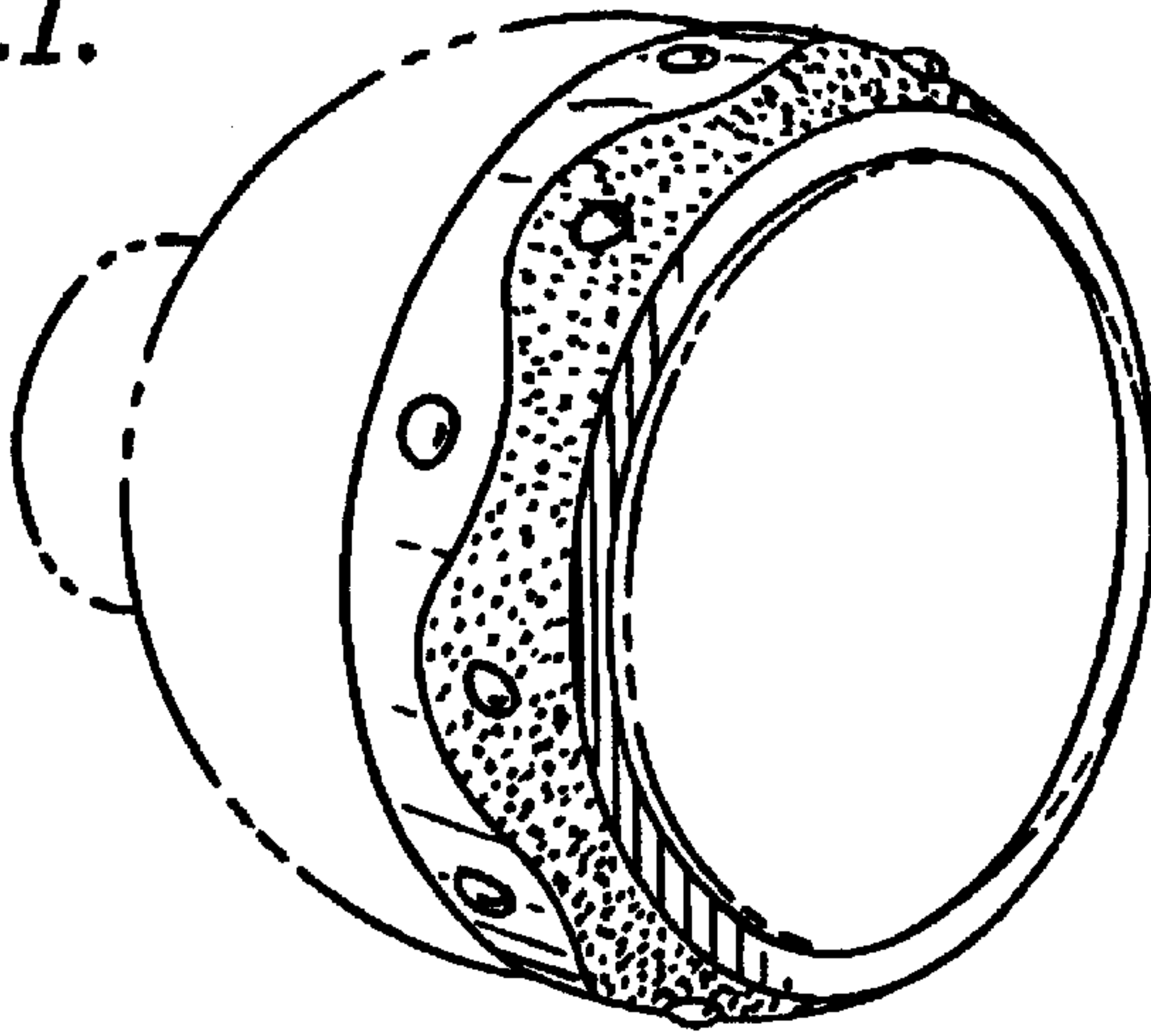


FIG. 2.


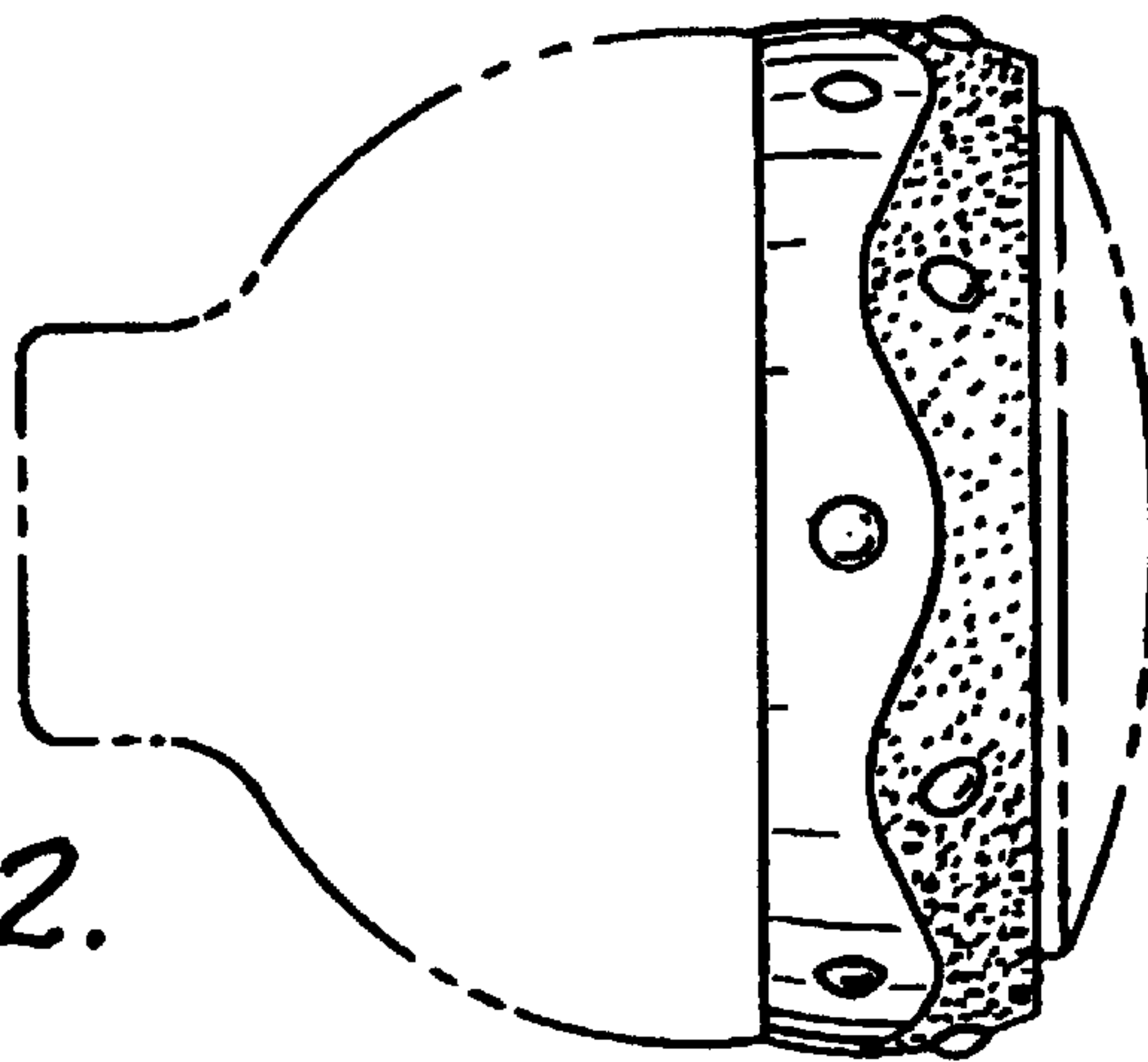


FIG. 3.

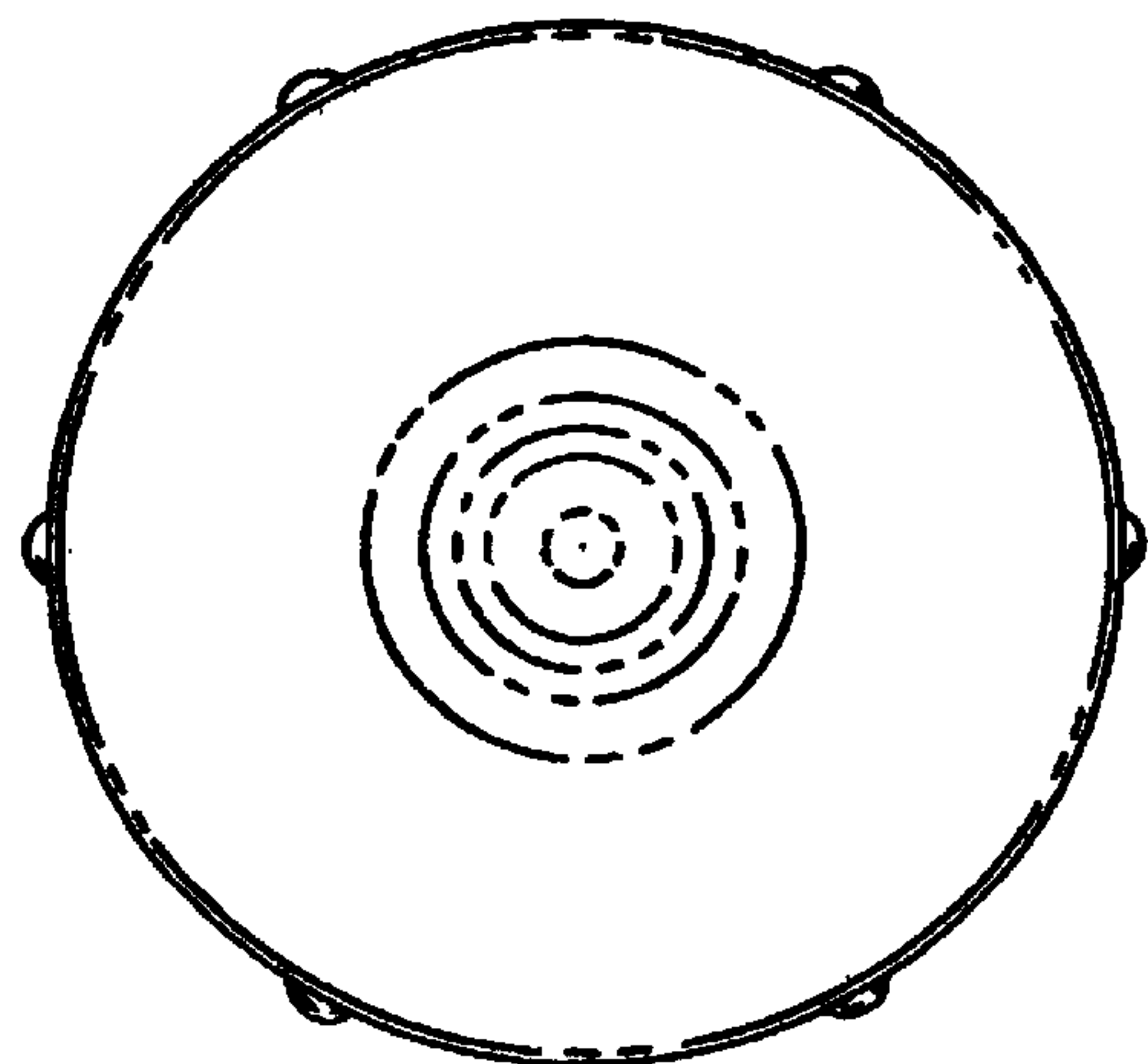


FIG. 4.