



US00D429506S

# United States Patent [19]

Hornsby et al.

[11] Patent Number: **Des. 429,506**

[45] Date of Patent: **\*\* Aug. 15, 2000**

[54] **WATER GUN AMUSEMENT DEVICE**

[75] Inventors: **James R. Hornsby**, St. Louis; **Ryan A. Wolfinbarger**, Maplewood; **Joseph L. McGowen**, St. Peters; **Chad P. Stuemke**, St. Louis; **Marcellus R. Benson**, Chesterfield; **David B. Midgett**, Sulphur Springs; **Kurt V. Ulmer**, St. Louis, all of Mo.

[73] Assignee: **Trendmasters, Inc.**, St. Louis, Mo.

[\*\*] Term: **14 Years**

[21] Appl. No.: **29/111,604**

[22] Filed: **Sep. 30, 1999**

[51] **LOC (7) Cl.** ..... **21-01**

[52] **U.S. Cl.** ..... **D21/572**

[58] **Field of Search** ..... D21/567-575;  
D14/117.8; D23/225, 226; D22/103; 446/473,  
475, 406, 267, 180, 219, 430; 222/78, 79;  
239/526, 587.5, 211, 237; 124/16, 22, 73-76,  
83-85

[56] **References Cited**

**U.S. PATENT DOCUMENTS**

D. 354,997 1/1995 Arad et al. .... D21/574

D. 374,463 10/1996 Butler et al. .... D14/117.8  
D. 393,022 3/1998 Nagel ..... D21/572  
D. 413,364 8/1999 D'Andrade ..... D21/572  
5,799,827 9/1998 D'Andrade ..... 446/473  
5,829,635 11/1998 Brovelli ..... 446/475  
5,875,927 3/1999 D'Andrade ..... 222/79

*Primary Examiner*—Raphael Barkai  
*Attorney, Agent, or Firm*—Dorsey & Whitney LLP

[57] **CLAIM**

The ornamental design for a water gun amusement device, as shown and described.

**DESCRIPTION**

FIG. 1 is an elevational perspective view of the left side of the water gun amusement device of the present invention. FIG. 2 is an elevational perspective view of the front end of the water gun amusement device depicted in FIG. 1. FIG. 3 is an elevational perspective view of the rear end of the device depicted in FIG. 1. FIG. 4 is an elevational perspective view of the left side of the device depicted in FIG. 1, the right side of the device being a mirror image of the left side. FIG. 5 is a plan perspective view of the top of the device depicted in FIG. 1; and, FIG. 6 is a plan perspective view of the bottom of the device depicted in FIG. 1.

**1 Claim, 6 Drawing Sheets**




FIG. 1






FIG. 2




FIG. 3





FIG. 4




FIG. 5

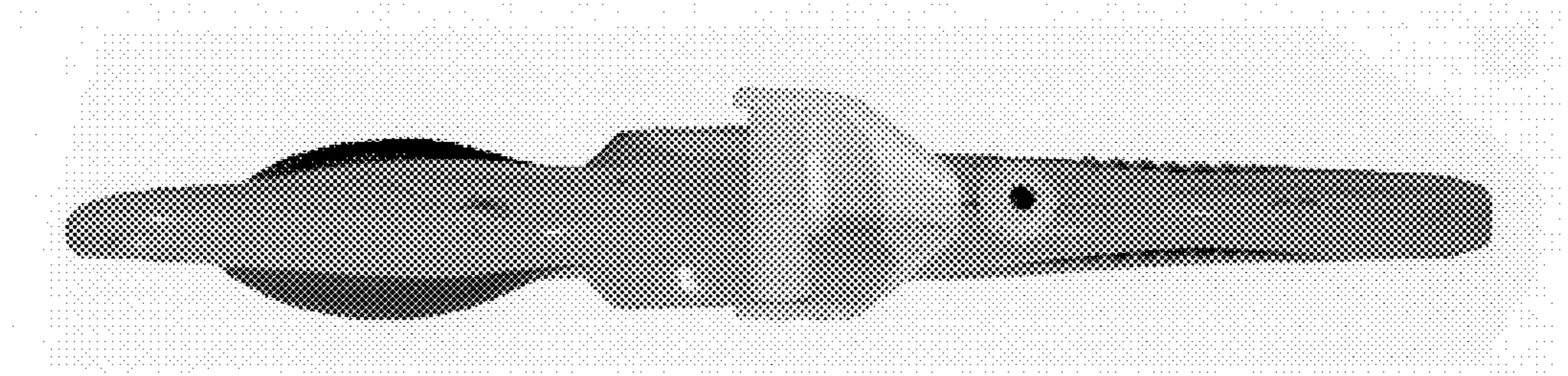



FIG. 6



UNITED STATES PATENT AND TRADEMARK OFFICE  
**CERTIFICATE OF CORRECTION**

PATENT NO. : Des. 429,506  
DATED : August 15, 2000  
INVENTOR(S) : Hornsby, et al.

It is certified that error appears in the above-identified patent and that said Letters Patent is hereby corrected as shown below:

	<u>Reads</u>	<u>Should Be</u>
[75] Inventors:	"McGowen"	- - McGowan - -

Signed and Sealed this  
Seventeenth Day of April, 2001

*Attest:*



NICHOLAS P. GODICI

*Attesting Officer*

*Acting Director of the United States Patent and Trademark Office*